

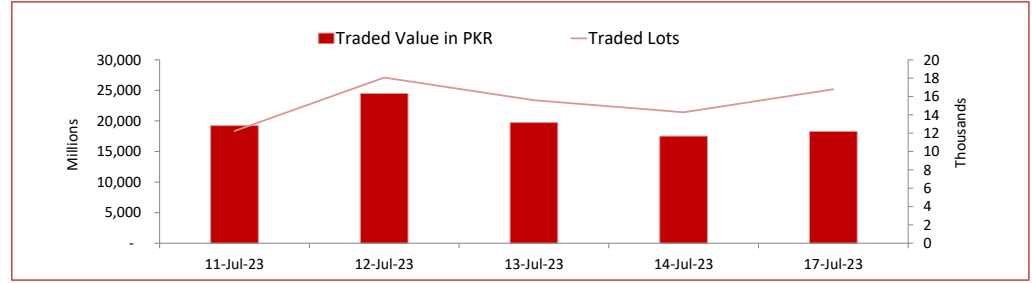
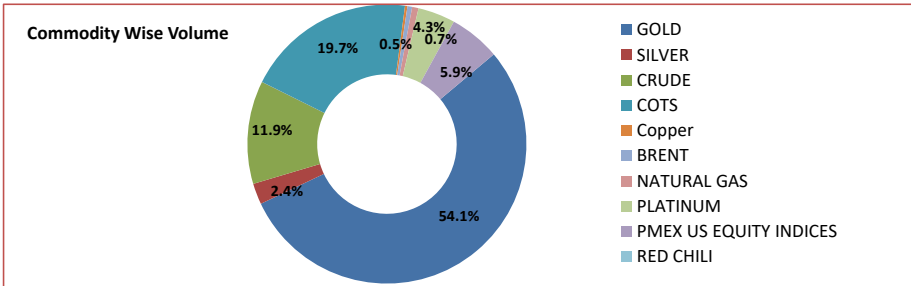
PMEX Daily Statistical Report

Tuesday, July 18, 2023



PMEX Market Overview

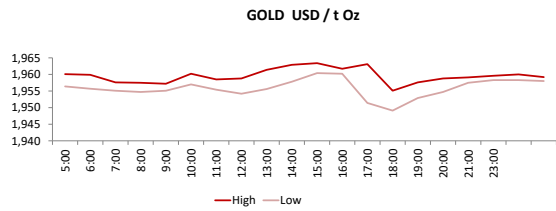
On Monday at PMEX the traded value of Metals, Energy, COTS/FX and indices was recorded at PKR 18.273 billion and the number of lots traded was 16,781. Major business was contributed by Gold amounting to PKR 9.882 billion, followed by Currencies through COTS (PKR 3.604 billion), Crude Oil (PKR 2.182 billion), Platinum (PKR 790.909 million), NSDQ 100 (PKR 778.821 million), Silver (PKR 444.685 million), DJ (PKR 163.724 million), Natural Gas (PKR 134.943 million), Brent (PKR 99.763 million), Japan Equity (PKR 98.530 million), Copper (PKR 52.197 million) and SP 500 (PKR 40.344 million). In Agricultural commodities, 2 lots of Cotton amounting to PKR 2.265 million were traded.



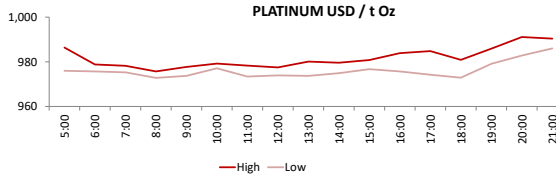
PMEX Price Return Summary

Statistics	Gold	Silver	Crude Oil	Copper	DJ	SP500	NSDQ	EURUSD	GBPUSD	JPYUSD
Return Close/Open %	↓ -0.05%	↓ -0.44%	↓ -1.54%	↓ -2.13%	↑ 0.24%	↑ 0.83%	↑ 0.83%	↑ 0.08%	↑ 0.08%	↓ -0.15%
Difference in Open and Close (\$)	-1.0	-0.112	-1.16	-0.08	84	131.00	131.00	25.0000	0.0009	-0.0019
Range Day (Max- Min)/Open %	0.01	0.01	0.03	0.03	0.01	0.01	0.00	0.00	0.01	1.08
Difference in Maximum and Minimum (\$)	14.3	0.34	2.23	0.11	269	220.00	37.50	0.00	0.01	1.41
Average Return (1 Hour) %	0.16	0.43	0.72	0.56	0.21	0.34	0.27	0.16	0.14	0.12
Volatility (1 Hour) %	0.10	0.22	0.38	0.33	0.10	0.17	0.11	0.04	0.06	0.03
Return to Volatility Ratio (1 Hour)	1.673	1.968	1.899	1.717	2.190	1.964	2.480	3.518	2.540	4.815
Intraday Volatility %	0.44	0.99	1.74	1.49	0.45	0.79	0.50	0.21	0.26	0.12

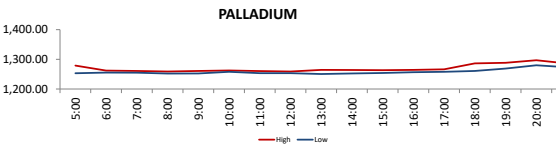
PMEX Hourly Price Movements



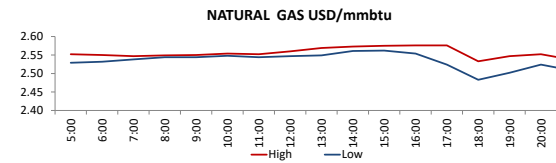
High 1963.4
Low 1949.1
Open 1959.9
Close 1958.9



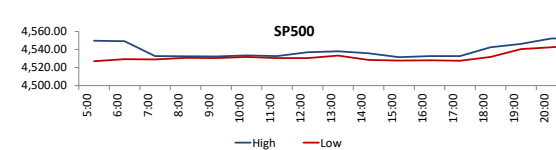
High 991.1
Low 972.8
Open 982.9
Close 987.7



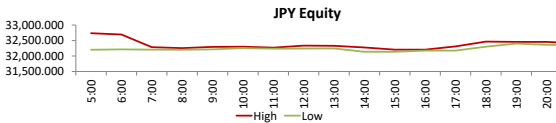
2245.5
2254.5
2241.5
2164



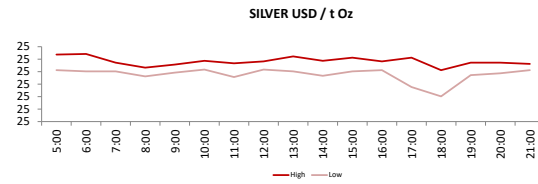
High 2.576
Low 2.483
Open 2.548
Close 2.537



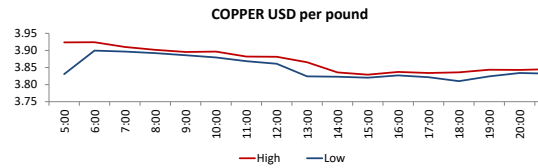
High 4564.5
Low 4527
Open 15696
Close 15827



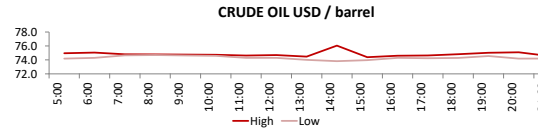
High 2259
Low 2261.5
Open 2263.5
Close 2253



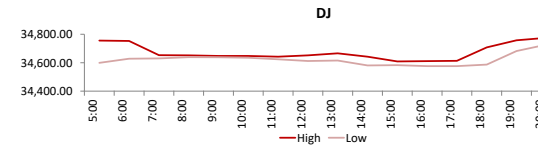
High 25.142
Low 24.802
Open 25.17
Close 25.058



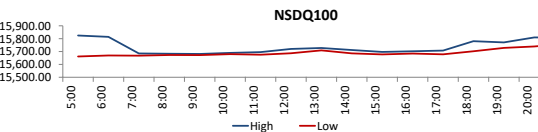
High 3.9245
Low 3.81
Open 3.9245
Close 3.841



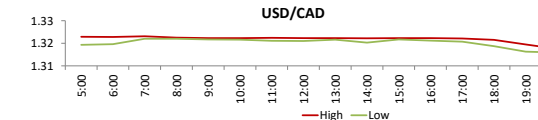
High 76.05
Low 73.82
Open 75.28
Close 74.12



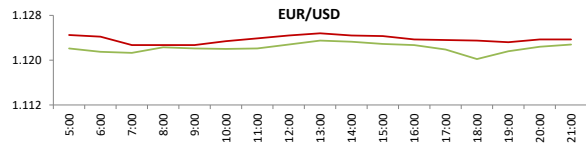
High 34845
Low 34576
Open 34661
Close 34745



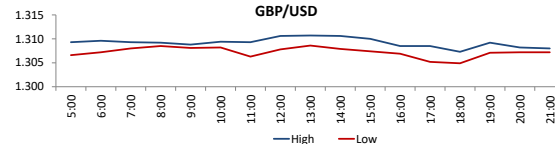
High 4564.5
Low 4527
Open 15696
Close 15827



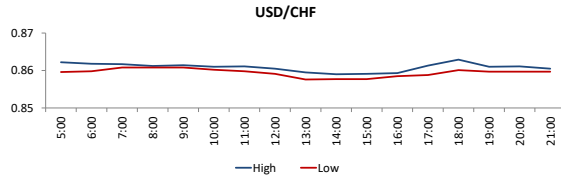
High 1.3231
Low 1.3159
Open 32370
Close 32395



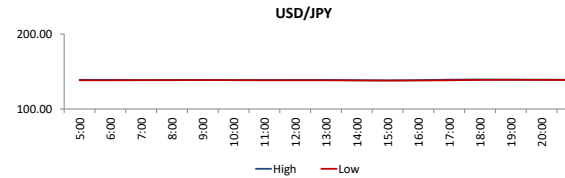
High 0.6839
 Low 0.6786
 Open 138.792
 Close 0.6816



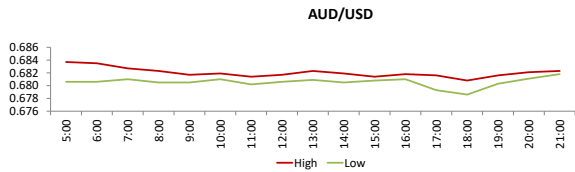
High 1.3107
 Low 1.3049
 Open 1.1228
 Close 1.1237



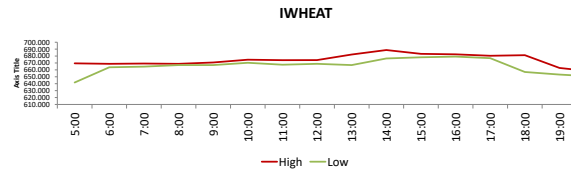
High 0.8629
 Low 0.8576
 Open 1.3219
 Close 1.3197



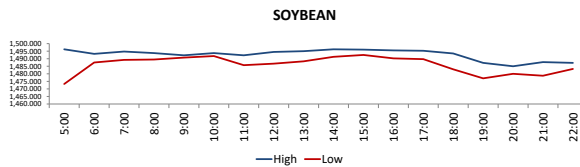
High 139.393
 Low 137.981
 Open 1.3093
 Close 1.3074



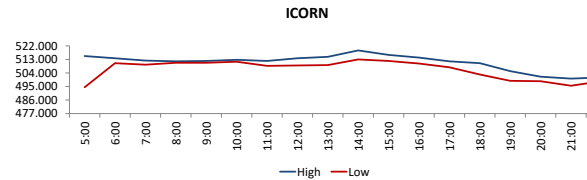
High 0.6839
 Low 0.6786
 Open 138.792
 Close 0.6816



High 726.5
 Low 712
 Open 725.25
 Close 725.25



High 1496.25
 Low 1451.5
 Open 505.5
 Close 500



High 519
 Low 494.5
 Open 81.48
 Close 82.28

DISCLAIMER: This report is for information purpose only and does not constitute an offer or solicitation to make an investment in Commodity Futures Contracts which carries risk. Any views, expressions or opinions expressed in this report are solely for providing information to readers. Figures appearing in the report are although taken from reliable sources as presented however, we are not taking any responsibility about its accuracy, completeness and any decision taken on the basis of such information.

For subscription and further information please contact us at:

UAN: +92-21-111-11-PMEX (7639) | Email: info@pmex.com.pk | Web: www.pmex.com.pk