

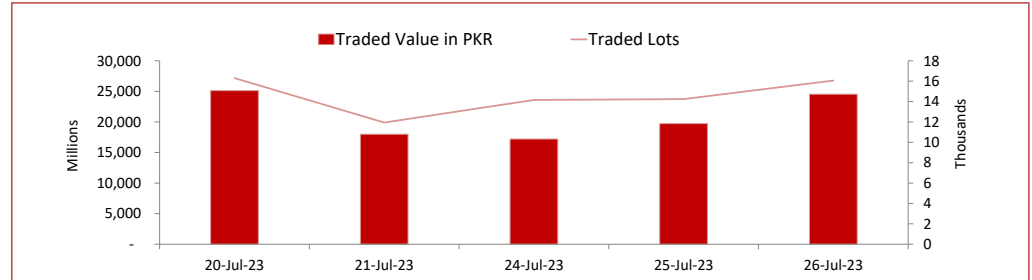
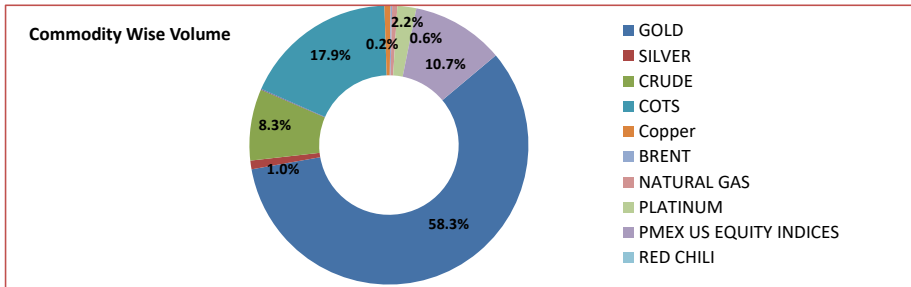
PMEX Daily Statistical Report

Thursday, July 27, 2023



PMEX Market Overview

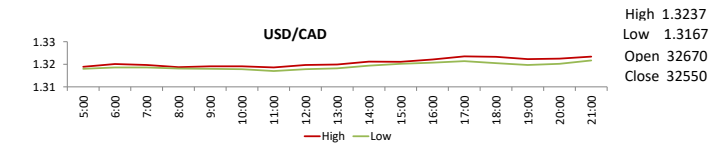
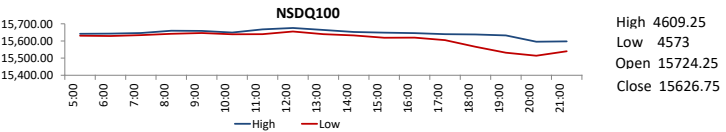
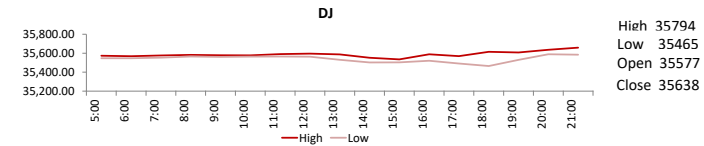
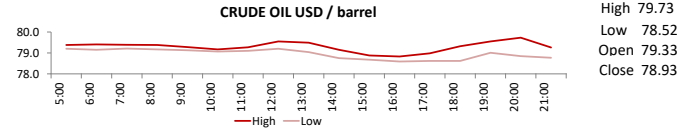
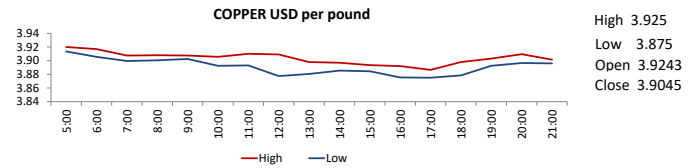
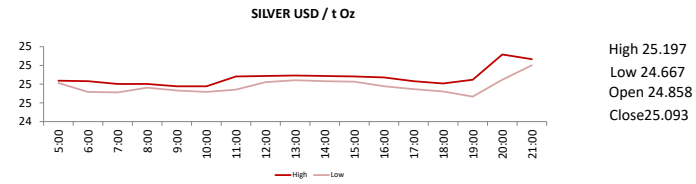
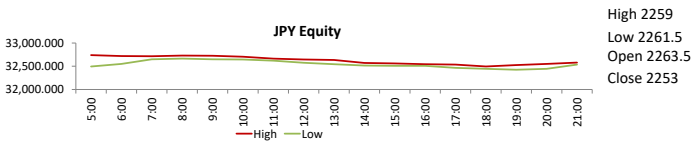
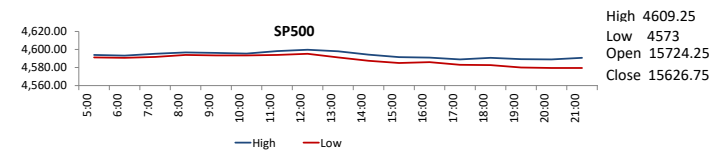
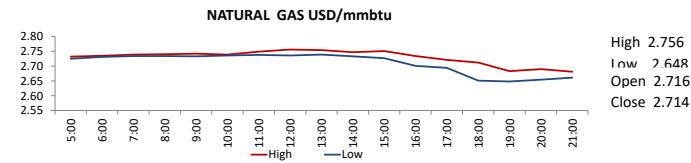
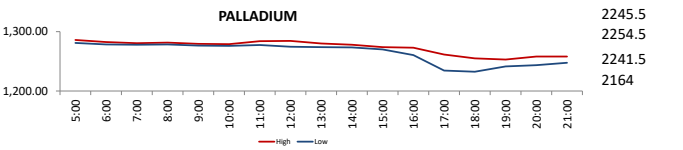
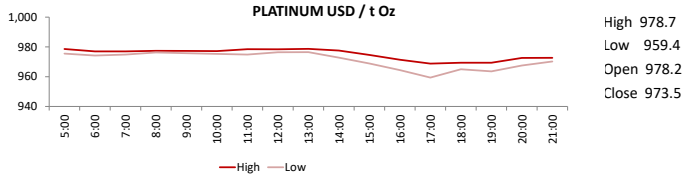
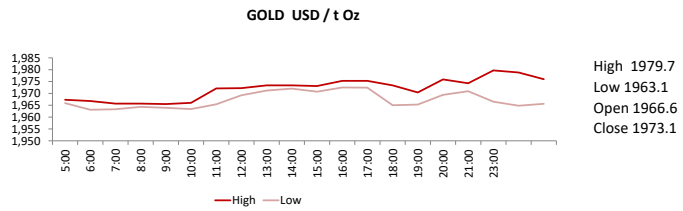
On Wednesday at PMEX the traded value of Metals, Energy, COTS/FX and indices was recorded at PKR 24.506 billion and the number of lots traded was 16,052. Major business was contributed by Gold amounting to PKR 14.308 billion, followed by Currencies through COTS (PKR 4.388 billion), Crude Oil (PKR 2.209 billion), NSDQ 100 (PKR 1.413 billion), DJ (PKR 977.659 million), Platinum (PKR 536.836 million), Silver (PKR 246.498 million), SP 500 (PKR 194.683 million), Copper (PKR 173.188 million), Natural Gas (PKR 145.580 million), Japan Equity (PKR 47.014 million) and Brent (PKR 45.360 million). In Agricultural commodities, 11 lots of Cotton amounting to PKR 25.211 million was traded.

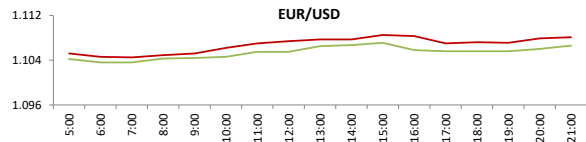


PMEX Price Return Summary

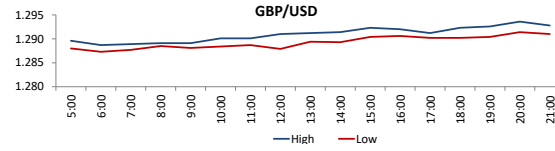
Statistics	Gold	Silver	Crude Oil	Copper	DJ	SP500	NSDQ	EURUSD	GBPUSD	JPYUSD
Return Close/Open %	↑ 0.33%	↑ 0.95%	↓ -0.50%	↓ -0.50%	↑ 0.17%	↓ -0.62%	↓ -0.62%	↓ -0.37%	↑ 0.27%	↑ 0.33%
Difference in Open and Close (\$)	6.5	0.235	-0.40	-0.02	61	-97.50	-97.50	-120.0000	0.0030	0.0042
Range Day (Max- Min)/Open %	0.01	0.02	0.02	0.01	0.01	0.01	0.00	0.00	0.01	0.98
Difference in Maximum and Minimum (\$)	16.6	0.53	1.21	0.05	329	215.50	36.25	0.01	0.01	1.27
Average Return (1 Hour) %	0.16	0.43	0.72	0.56	0.21	0.34	0.27	0.16	0.14	0.12
Volatility (1 Hour) %	0.10	0.22	0.38	0.33	0.10	0.17	0.11	0.04	0.06	0.03
Return to Volatility Ratio (1 Hour)	1.673	1.968	1.899	1.717	2.190	1.964	2.480	3.518	2.540	4.815
Intraday Volatility %	0.44	0.99	1.74	1.49	0.45	0.79	0.50	0.21	0.26	0.12

PMEX Hourly Price Movements

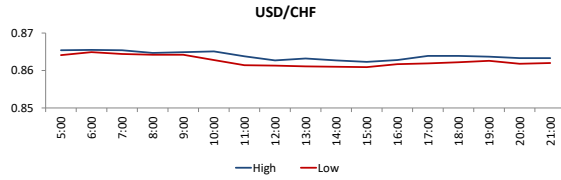




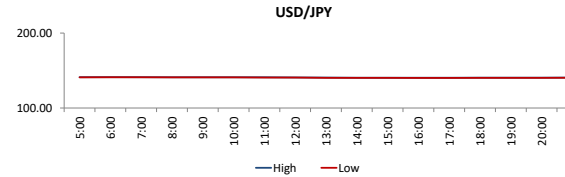
High 0.6794
 Low 0.6727
 Open 140.931
 Close 0.6758



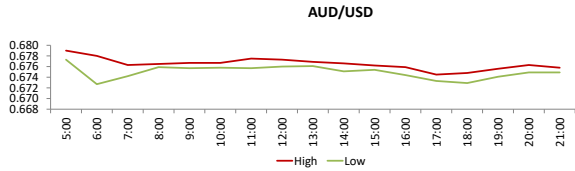
High 1.2959
 Low 1.2873
 Open 1.1056
 Close 1.1086



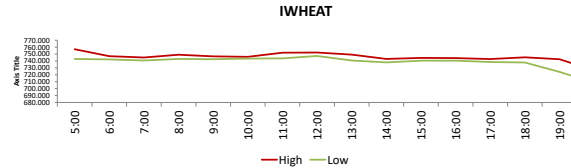
High 0.8655
 Low 0.8596
 Open 1.3172
 Close 1.3208



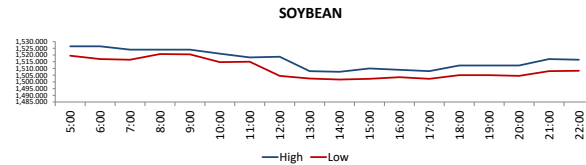
High 141.173
 Low 139.907
 Open 1.29
 Close 1.2942



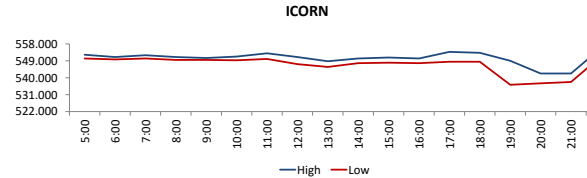
High 0.6794
 Low 0.6727
 Open 140.931
 Close 0.6758



High 726.5
 Low 712
 Open 725.25
 Close 725.25



High 1531.5
 Low 1501.75
 Open 556
 Close 540.5



High 556
 Low 536.25
 Open 86.72
 Close 87.98

DISCLAIMER: This report is for information purpose only and does not constitute an offer or solicitation to make an investment in Commodity Futures Contracts which carries risk. Any views, expressions or opinions expressed in this report are solely for providing information to readers. Figures appearing in the report are although taken from reliable sources as presented however, we are not taking any responsibility about its accuracy, completeness and any decision taken on the basis of such information.

For subscription and further information please contact us at:

UAN: +92-21-111-11-PMEX (7639) | Email: info@pmex.com.pk | Web: www.pmex.com.pk