

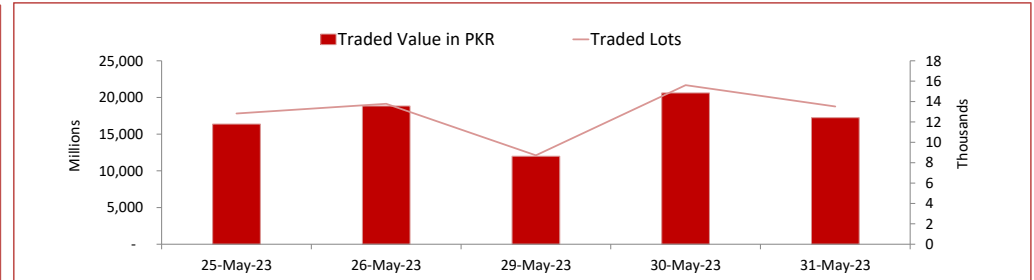
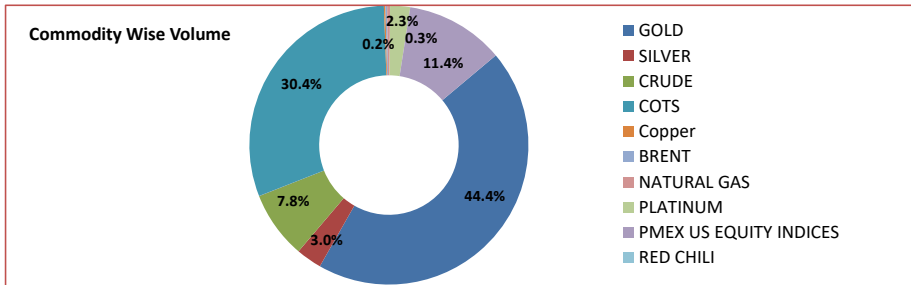
# PMEX Daily Statistical Report

Thursday, June 1, 2023



## PMEX Market Overview

On Wednesday at PMEX the traded value of Metals, Energy, COTS/FX and indices was recorded at PKR 17.246 billion and the number of lots traded at 13,518. Major business was contributed by Gold amounting to PKR 7.650 billion, followed by Currencies through COTS (PKR 5.239 billion), NSDQ 100 (PKR 1.565 billion), Crude Oil (PKR 1.348 billion), Silver (PKR 512.941 million), Platinum (PKR 399.321 million), DJ (PKR 253.871 million), SP 500 (PKR 83.697 million), Japan Equity (PKR 70.425 million), Natural Gas (PKR 58.649 million), Brent (PKR 34.645 million) and Copper (PKR 29.101 million). In Agricultural commodities, 2 lots of Cotton amounting to PKR 2.372 million were traded.

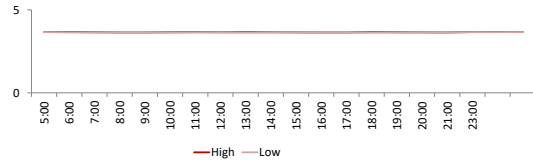


## PMEX Price Return Summary

Statistics	Gold	Silver	Crude Oil	Copper	DJ	SP500	NSDQ	EURUSD	GBPUSD	JPYUSD
Return Close/Open %	↑ 0.16%	↑ 1.40%	↓ -2.82%	↑ 0.16%	↓ -0.39%	↓ -0.83%	↓ -0.83%	↓ -1.16%	↓ -0.42%	↑ 0.24%
Difference in Open and Close (\$)	3.2	0.325	-1.96	0.01	-128	-119.50	-119.50	-360.0000	-0.0045	0.0030
Range Day (Max- Min)/Open %	0.00	0.02	0.04	0.01	0.01	0.01	0.00	0.00	0.01	0.94
Difference in Maximum and Minimum (\$)	0.0	0.56	2.64	0.05	278	176.25	43.50	0.01	0.01	1.17
Average Return (1 Hour) %	0.16	0.43	0.72	0.56	0.21	0.34	0.27	0.16	0.14	0.12
Volatility (1 Hour) %	0.10	0.22	0.38	0.33	0.10	0.17	0.11	0.04	0.06	0.03
Return to Volatility Ratio (1 Hour)	1.673	1.968	1.899	1.717	2.190	1.964	2.480	3.518	2.540	4.815
Intraday Volatility %	0.44	0.99	1.74	1.49	0.45	0.79	0.50	0.21	0.26	0.12

**PMEX Hourly Price Movements**

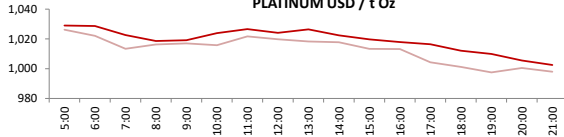
**GOLD USD / t Oz**



High 3.6695  
Low 3.62  
Open 1977.9  
Close 1981.1

High Low

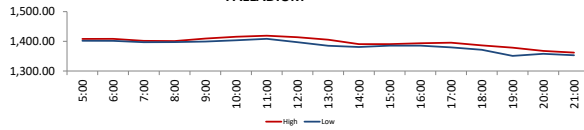
**PLATINUM USD / t Oz**



High 1029  
Low 997.5  
Open 1026.1  
Close 998.3

High Low

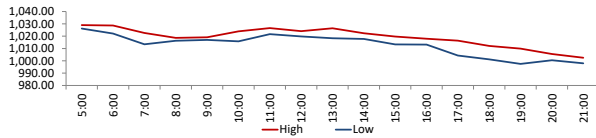
**PALLADIUM**



2245.5  
2254.5  
2241.5  
2164

High Low

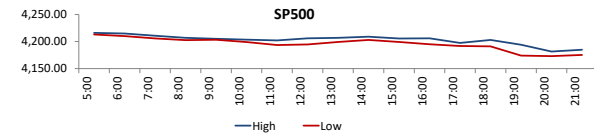
**NATURAL GAS USD/mmbtu**



High 1029  
Low 997.5  
Open 2.313  
Close 2.252

High Low

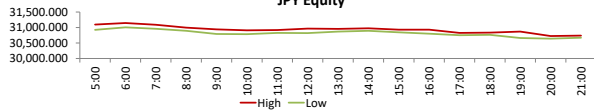
**SP500**



High 4216.5  
Low 4173  
Open 14408.5  
Close 14289

High Low

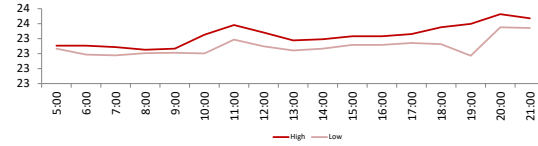
**JPY Equity**



High 2259  
Low 2261.5  
Open 2263.5  
Close 2253

High Low

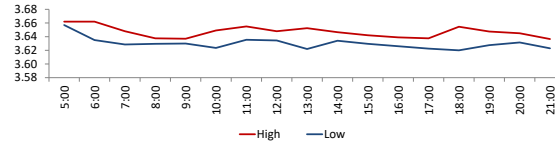
**SILVER USD / t Oz**



High 23.727  
Low 23.172  
Open 23.293  
Close 23.618

High Low

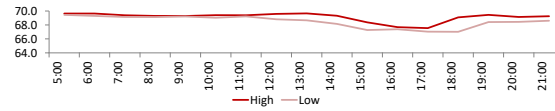
**COPPER USD per pound**



High 3.6695  
Low 3.62  
Open 3.6606  
Close 3.6665

High Low

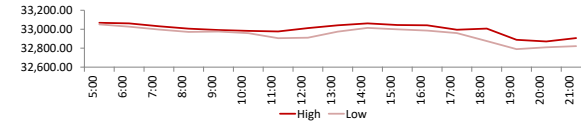
**CRUDE OIL USD / barrel**



High 69.66  
Low 67.02  
Open 69.55  
Close 67.59

High Low

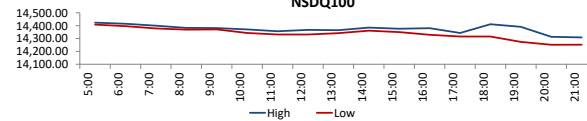
**DJ**



High 33068  
Low 32790  
Open 33068  
Close 32940

High Low

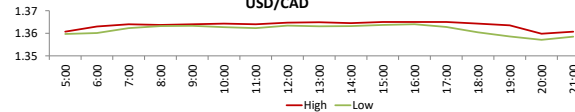
**NSDQ100**



High 4216.5  
Low 4173  
Open 14408.5  
Close 14289

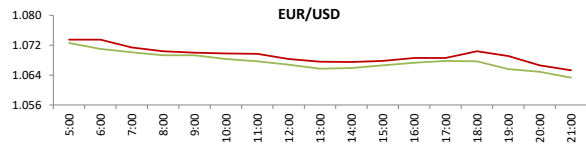
High Low

**USD/CAD**

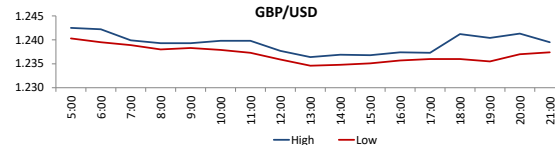


High 1.365  
Low 1.3567  
Open 31140  
Close 30780

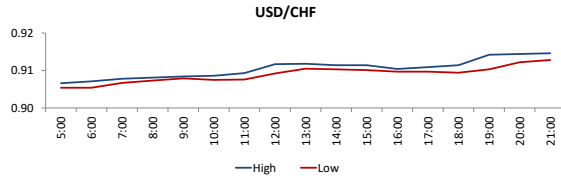
High Low



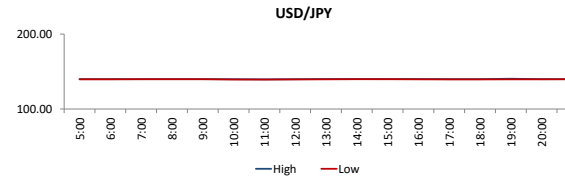
High 0.6538  
 Low 0.6457  
 Open 139.8  
 Close 0.6504



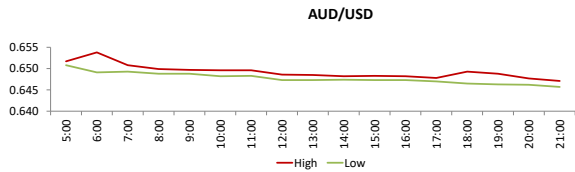
High 1.2443  
 Low 1.2346  
 Open 1.0735  
 Close 1.069



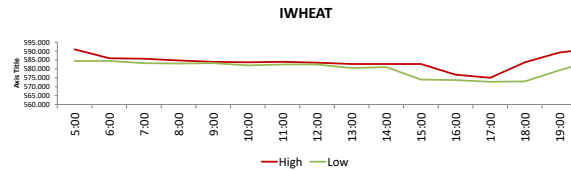
High 0.9146  
 Low 0.9054  
 Open 1.3602  
 Close 1.3576



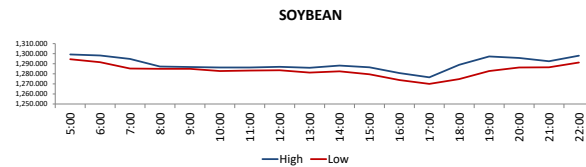
High 140.389  
 Low 139.215  
 Open 1.2417  
 Close 1.2442



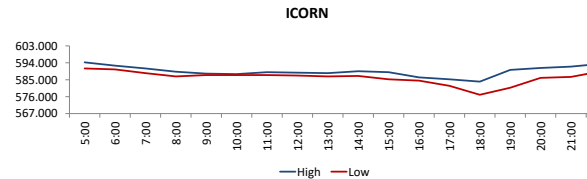
High 0.6538  
 Low 0.6457  
 Open 139.8  
 Close 0.6504



High 726.5  
 Low 712  
 Open 725.25  
 Close 725.25



High 1301  
 Low 1270  
 Open 593.5  
 Close 592.75



High 594.25  
 Low 577  
 Open 84.24  
 Close 83.13

**DISCLAIMER:** This report is for information purpose only and does not constitute an offer or solicitation to make an investment in Commodity Futures Contracts which carries risk. Any views, expressions or opinions expressed in this report are solely for providing information to readers. Figures appearing in the report are although taken from reliable sources as presented however, we are not taking any responsibility about its accuracy, completeness and any decision taken on the basis of such information.

For subscription and further information please contact us at:

UAN: +92-21-111-11-PMEX (7639) | Email: info@pmex.com.pk | Web: www.pmex.com.pk