

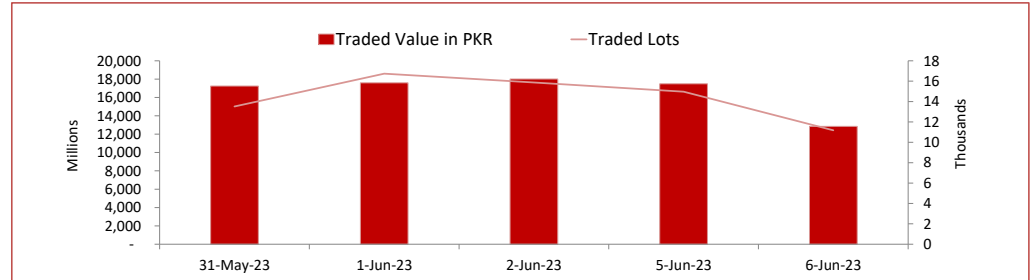
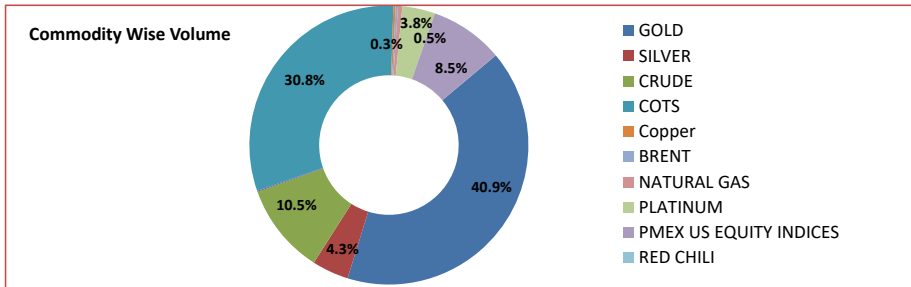
PMEX Daily Statistical Report

Wednesday, June 7, 2023



PMEX Market Overview

On Tuesday at PMEX the traded value of Metals, Energy, COTS/FX and indices was recorded at PKR 12.839 billion and the number of lots traded at 11,168. Major business was contributed by Gold amounting to PKR 5.127 billion, followed by Currencies through COTS (PKR 3.865 billion), Crude Oil (PKR 1.317 billion), NSDQ 100 (PKR 712.856 million), Silver (PKR 533.206 million), Platinum (PKR 476.317 million), Japan Equity (PKR 436.380 million), DJ (PKR 144.218 million), Natural Gas (PKR 64.076 million), SP 500 (PKR 55.121 million), Palladium (PKR 40.939 million), Brent (PKR 33.652 million) and Copper (PKR 32.185 million). In Agricultural commodities, 12 lots of Cotton amounting to PKR 14.611 million were traded.

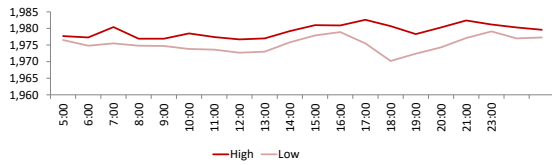


PMEX Price Return Summary

Statistics	Gold	Silver	Crude Oil	Copper	DJ	SP500	NSDQ	EURUSD	GBPUSD	JPYUSD
Return Close/Open %	↑ 0.08%	↑ 0.07%	↓ -0.67%	↑ 0.13%	↓ -0.01%	↑ 0.06%	↑ 0.06%	↑ 1.52%	↓ -0.19%	↓ -0.09%
Difference in Open and Close (\$)	1.5	0.017	-0.48	0.00	-2	9.25	9.25	490.0000	-0.0020	-0.0011
Range Day (Max- Min)/Open %	0.01	0.02	0.03	0.02	0.01	0.01	0.00	0.00	0.01	0.73
Difference in Maximum and Minimum (\$)	12.4	0.45	2.19	0.06	243	118.25	26.00	0.01	0.01	0.91
Average Return (1 Hour) %	0.16	0.43	0.72	0.56	0.21	0.34	0.27	0.16	0.14	0.12
Volatility (1 Hour) %	0.10	0.22	0.38	0.33	0.10	0.17	0.11	0.04	0.06	0.03
Return to Volatility Ratio (1 Hour)	1.673	1.968	1.899	1.717	2.190	1.964	2.480	3.518	2.540	4.815
Intraday Volatility %	0.44	0.99	1.74	1.49	0.45	0.79	0.50	0.21	0.26	0.12

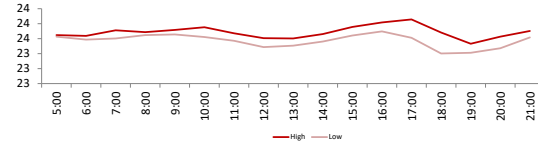
PMEX Hourly Price Movements

GOLD USD / t Oz



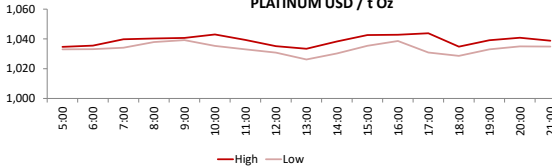
High 1982.6
Low 1970.2
Open 1978
Close 1979.5

SILVER USD / t Oz



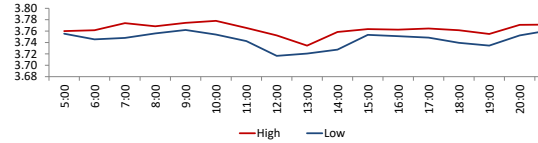
High 23.857
Low 23.402
Open 23.658
Close 23.675

PLATINUM USD / t Oz



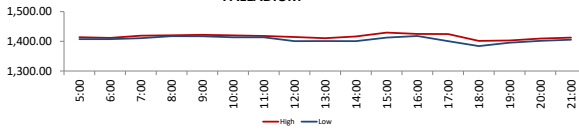
High 1043.8
Low 1026.2
Open 1035.8
Close 1039.8

COPPER USD per pound



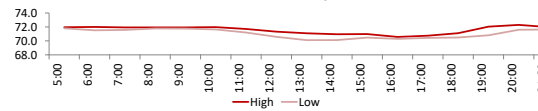
High 3.778
Low 3.7165
Open 3.7618
Close 3.7668

PALLADIUM



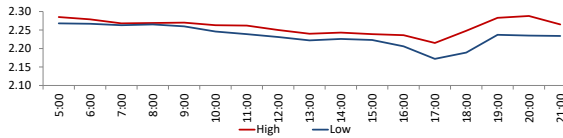
2245.5
2254.5
2241.5
2164

CRUDE OIL USD / barrel



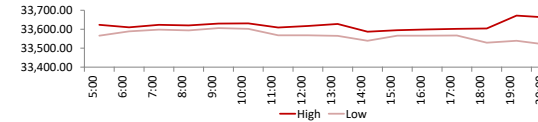
High 72.3
Low 70.11
Open 71.92
Close 71.44

NATURAL GAS USD/mmbtu



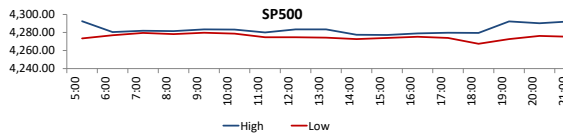
High 2.288
Low 2.177
Open 2.268
Close 2.26

DJ



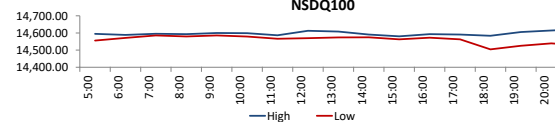
High 33687
Low 33444
Open 33614
Close 33612

SP500



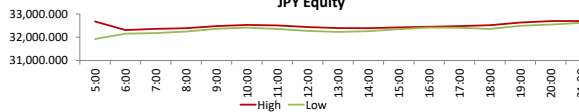
High 4293.5
Low 4267.5
Open 14584.25
Close 14593.5

NSDQ100



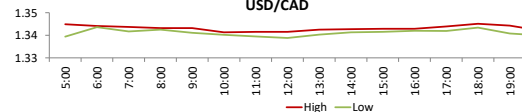
High 4293.5
Low 4267.5
Open 14584.25
Close 14593.5

JPY Equity

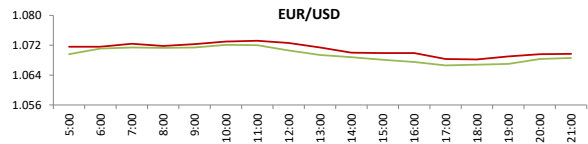


High 2259
Low 2261.5
Open 2263.5
Close 2253

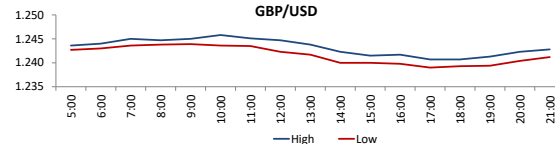
USD/CAD



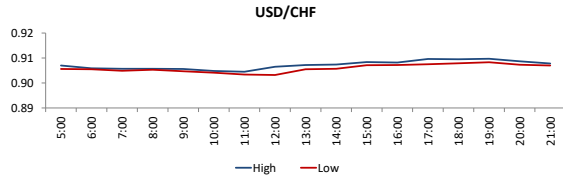
High 1.3451
Low 1.3388
Open 32140
Close 32630



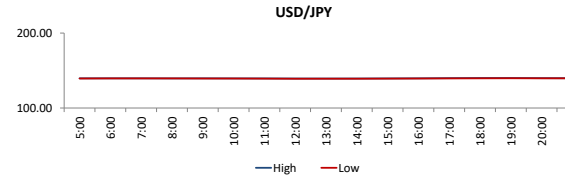
High 0.6684
 Low 0.6608
 Open 139.584
 Close 0.6672



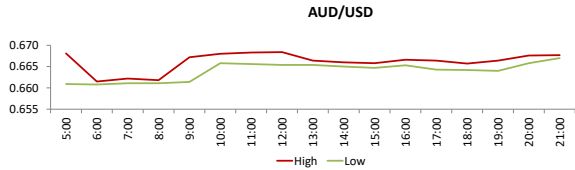
High 1.2458
 Low 1.239
 Open 1.0713
 Close 1.0693



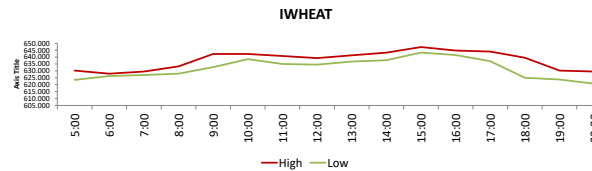
High 0.9097
 Low 0.9032
 Open 1.3445
 Close 1.3403



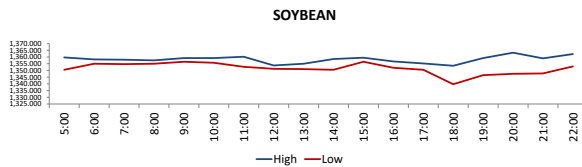
High 139.983
 Low 139.075
 Open 1.2435
 Close 1.2424



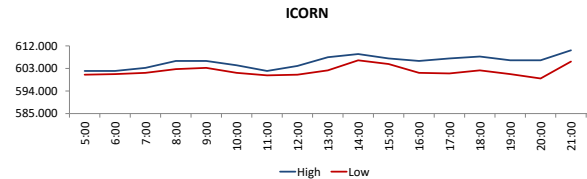
High 0.6684
 Low 0.6608
 Open 139.584
 Close 0.6672



High 726.5
 Low 712
 Open 725.25
 Close 725.25



High 1363.25
 Low 1339.75
 Open 598.25
 Close 610



High 610.25
 Low 596.5
 Open 85.45
 Close 85.14

DISCLAIMER: This report is for information purpose only and does not constitute an offer or solicitation to make an investment in Commodity Futures Contracts which carries risk. Any views, expressions or opinions expressed in this report are solely for providing information to readers. Figures appearing in the report are although taken from reliable sources as presented however, we are not taking any responsibility about its accuracy, completeness and any decision taken on the basis of such information.

For subscription and further information please contact us at:

UAN: +92-21-111-11-PMEX (7639) | Email: info@pmex.com.pk | Web: www.pmex.com.pk