

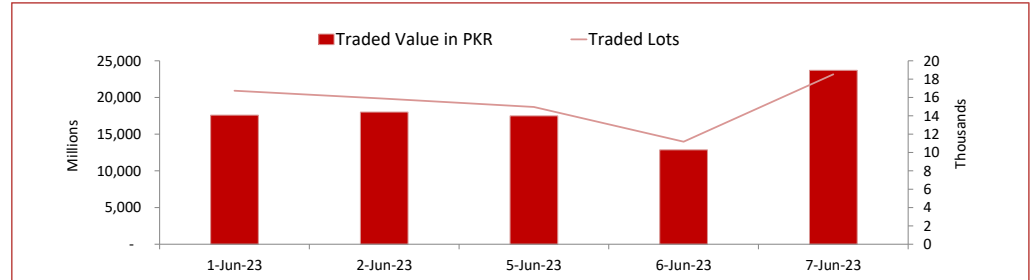
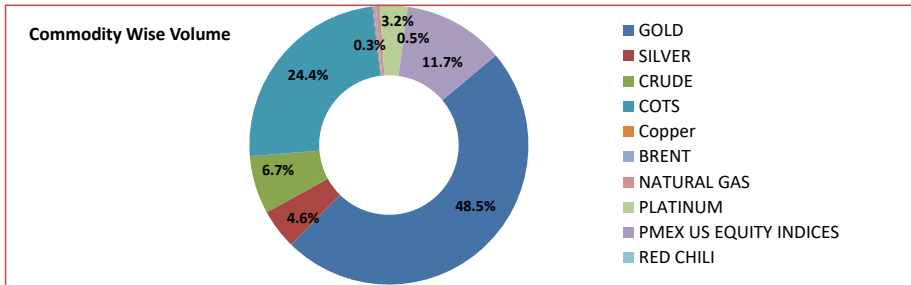
# PMEX Daily Statistical Report

Thursday, June 8, 2023



## PMEX Market Overview

On Wednesday at PMEX the traded value of Metals, Energy, COTS/FX and indices was recorded at PKR 23.692 billion and the number of lots traded at 18,517. Major business was contributed by Gold amounting to PKR 11.375 billion, followed by Currencies through COTS (PKR 5.719 billion), NSDQ 100 (PKR 1.849 billion), Crude Oil (PKR 1.572 billion), Silver (PKR 1.088 billion), Platinum (PKR 753.616 million), Japan Equity (PKR 671.824 million), DJ (PKR 318.287 million), SP 500 (PKR 138.752 million), Natural Gas (PKR 111.794 million), Brent (PKR 58.977 million) and Copper (PKR 33.585 million). In Agricultural commodities, 8 lots of Cotton amounting to PKR 9.708 million were traded.

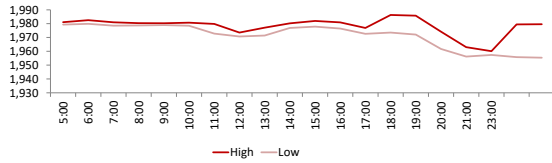


## PMEX Price Return Summary

Statistics	Gold	Silver	Crude Oil	Copper	DJ	SP500	NSDQ	EURUSD	GBPUSD	JPYUSD
Return Close/Open %	↓ -1.20%	↓ -0.64%	↑ 1.46%	↓ -0.31%	↑ 0.28%	↓ -1.89%	↓ -1.89%	↓ -2.27%	↑ 0.06%	↑ 0.11%
Difference in Open and Close (\$)	-23.8	-0.152	1.04	-0.01	94	-276.50	-276.50	-740.0000	0.0006	0.0014
Range Day (Max- Min)/Open %	0.02	0.03	0.03	0.02	0.01	0.03	0.00	0.00	0.01	0.99
Difference in Maximum and Minimum (\$)	30.9	0.68	2.17	0.07	204	369.25	35.25	0.01	0.01	1.23
Average Return (1 Hour) %	0.16	0.43	0.72	0.56	0.21	0.34	0.27	0.16	0.14	0.12
Volatility (1 Hour) %	0.10	0.22	0.38	0.33	0.10	0.17	0.11	0.04	0.06	0.03
Return to Volatility Ratio (1 Hour)	1.673	1.968	1.899	1.717	2.190	1.964	2.480	3.518	2.540	4.815
Intraday Volatility %	0.44	0.99	1.74	1.49	0.45	0.79	0.50	0.21	0.26	0.12

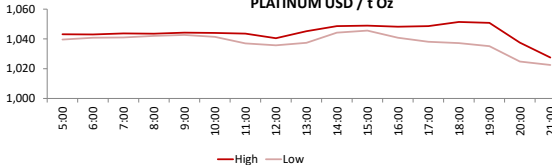
**PMEX Hourly Price Movements**

**GOLD USD / t Oz**



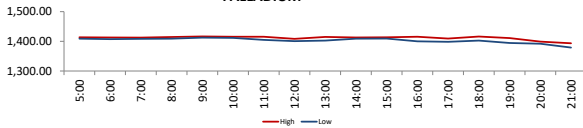
High 1986.3  
Low 1955.4  
Open 1979.5  
Close 1955.7

**PLATINUM USD / t Oz**



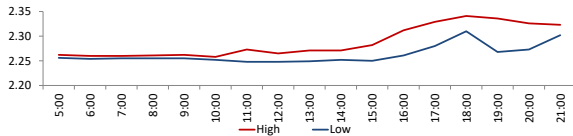
High 1051.4  
Low 1022.5  
Open 1039.8  
Close 1024.7

**PALLADIUM**



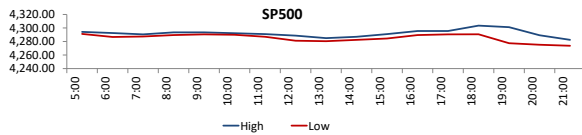
2245.5  
2254.5  
2241.5  
2164

**NATURAL GAS USD/mmbtu**



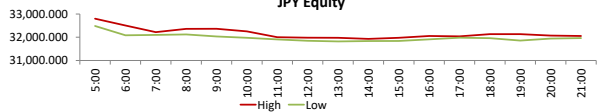
High 2.343  
Low 2.248  
Open 2.26  
Close 2.331

**SP500**



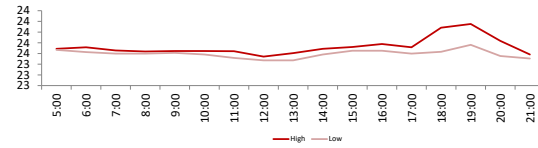
High 4303.5  
Low 4268.25  
Open 14593.5  
Close 14317

**JPY Equity**



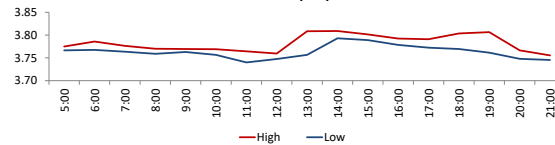
High 2259  
Low 2261.5  
Open 2263.5  
Close 2253

**SILVER USD / t Oz**



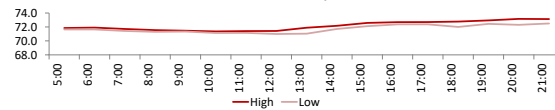
High 24.152  
Low 23.472  
Open 23.675  
Close 23.523

**COPPER USD per pound**



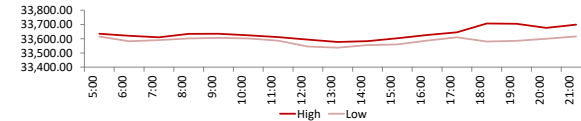
High 3.809  
Low 3.74  
Open 3.7668  
Close 3.7553

**CRUDE OIL USD / barrel**



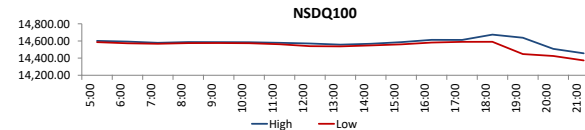
High 73.16  
Low 70.99  
Open 71.44  
Close 72.48

**DJ**



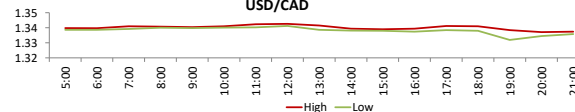
High 33741  
Low 33537  
Open 33612  
Close 33706

**NSDQ100**

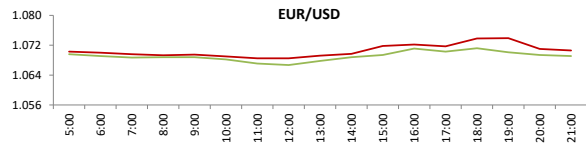


High 4303.5  
Low 4268.25  
Open 14593.5  
Close 14317

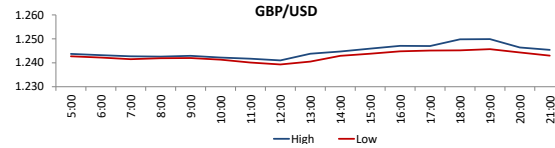
**USD/CAD**



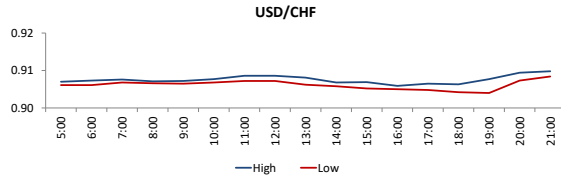
High 1.3426  
Low 1.3319  
Open 1.32630  
Close 1.31890



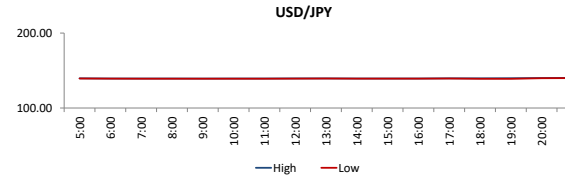
High 0.6716  
 Low 0.664  
 Open 139.65  
 Close 0.6653



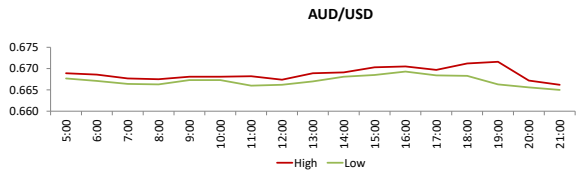
High 1.2499  
 Low 1.2393  
 Open 1.0693  
 Close 1.0699



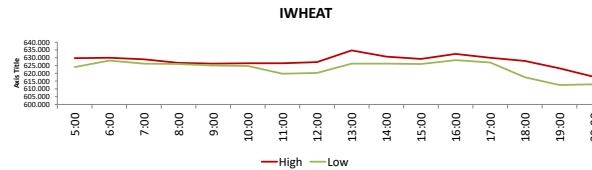
High 0.9106  
 Low 0.904  
 Open 1.3403  
 Close 1.3371



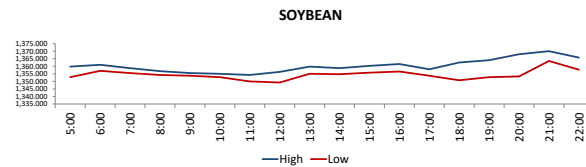
High 140.737  
 Low 139.006  
 Open 1.2474  
 Close 1.2438



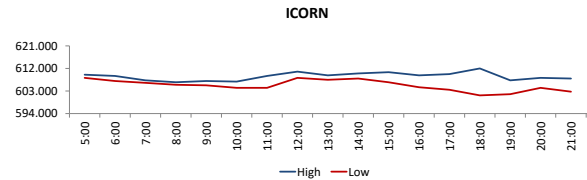
High 0.6716  
 Low 0.664  
 Open 139.65  
 Close 0.6653



High 726.5  
 Low 712  
 Open 725.25  
 Close 725.25



High 1370  
 Low 1349.25  
 Open 610  
 Close 604



High 612  
 Low 601.25  
 Open 85.14  
 Close 84.92

**DISCLAIMER:** This report is for information purpose only and does not constitute an offer or solicitation to make an investment in Commodity Futures Contracts which carries risk. Any views, expressions or opinions expressed in this report are solely for providing information to readers. Figures appearing in the report are although taken from reliable sources as presented however, we are not taking any responsibility about its accuracy, completeness and any decision taken on the basis of such information.

For subscription and further information please contact us at:

UAN: +92-21-111-11-PMEX (7639) | Email: info@pmex.com.pk | Web: www.pmex.com.pk