

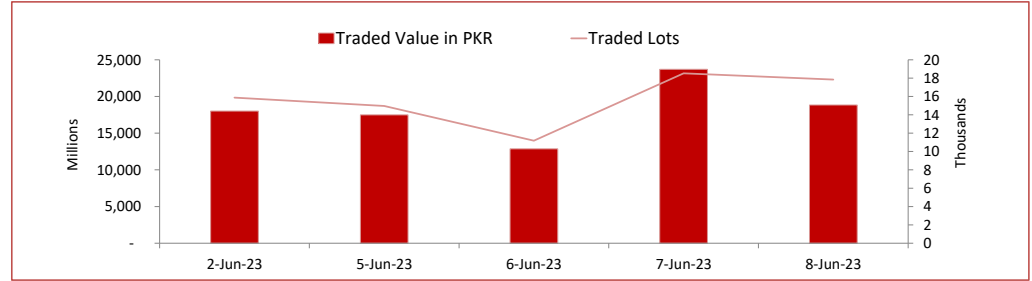
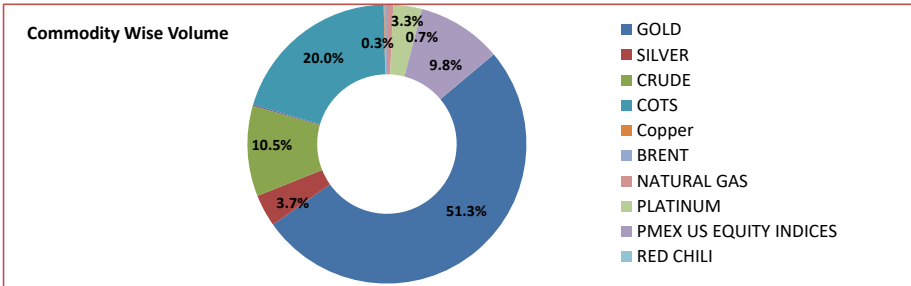
PMEX Daily Statistical Report

Friday, June 9, 2023



PMEX Market Overview

On Thursday at PMEX the traded value of Metals, Energy, COTS/FX and indices was recorded at PKR 18.807 billion and the number of lots traded was 17.817. Major business was contributed by Gold amounting to PKR 11.375 billion, followed by Currencies through COTS (PKR 5.719 billion), NSDQ 100 (PKR 1.849 billion), Crude Oil (PKR 1.572 billion), Silver (PKR 1.088 billion), Platinum (PKR 753.616 million), Japan Equity (PKR 671.824 million), DJ (PKR 318.287 million), SP 500 (PKR 138.752 million), Natural Gas (PKR 111.794 million), Brent (PKR 58.977 million) and Copper (PKR 33.585 million). In Agricultural commodities, 24 lots of Cotton amounting to PKR 29.274 million were traded.

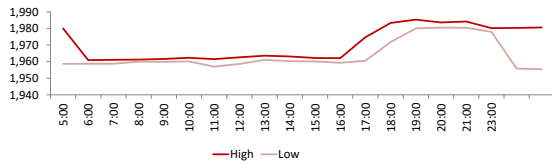


PMEX Price Return Summary

Statistics	Gold	Silver	Crude Oil	Copper	DJ	SP500	NSDQ	EURUSD	GBPUSD	JPYUSD
Return Close/Open %	↑ 1.26%	↑ 3.57%	↓ -2.14%	↑ 0.85%	↑ 0.41%	↑ 1.42%	↑ 1.42%	↑ 0.16%	↑ 0.79%	↑ 0.99%
Difference in Open and Close (\$)	24.7	0.840	-1.55	0.03	139	203.75	203.75	50.0000	0.0084	0.0123
Range Day (Max- Min)/Open %	0.02	0.04	0.06	0.02	0.01	0.02	0.00	0.00	0.01	1.19
Difference in Maximum and Minimum (\$)	29.9	0.95	4.24	0.06	271	269.50	39.25	0.01	0.01	1.50
Average Return (1 Hour) %	0.16	0.43	0.72	0.56	0.21	0.34	0.27	0.16	0.14	0.12
Volatility (1 Hour) %	0.10	0.22	0.38	0.33	0.10	0.17	0.11	0.04	0.06	0.03
Return to Volatility Ratio (1 Hour)	1.673	1.968	1.899	1.717	2.190	1.964	2.480	3.518	2.540	4.815
Intraday Volatility %	0.44	0.99	1.74	1.49	0.45	0.79	0.50	0.21	0.26	0.12

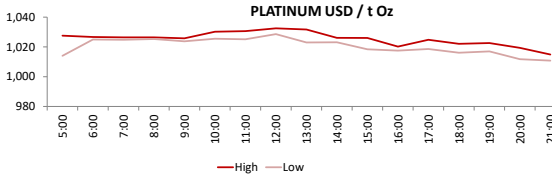
PMEX Hourly Price Movements

GOLD USD / t Oz



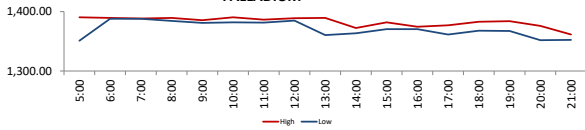
High 1985.3
Low 1955.4
Open 1955.7
Close 1980.4

PLATINUM USD / t Oz



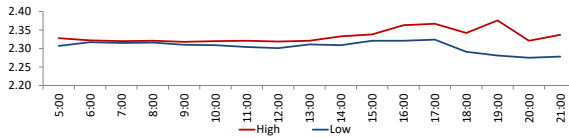
High 1032.5
Low 1010.8
Open 1024.7
Close 1015.2

PALLADIUM



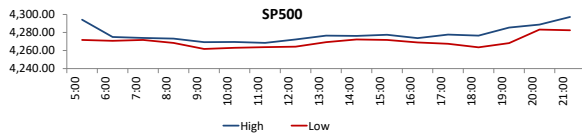
2245.5
2254.5
2241.5
2164

NATURAL GAS USD/mmbtu



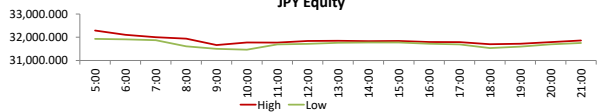
High 2.376
Low 2.275
Open 2.331
Close 2.317

SP500



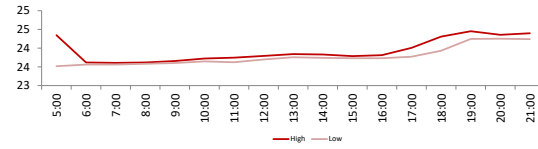
High 4301
Low 4261.75
Open 14317
Close 14520.75

JPY Equity



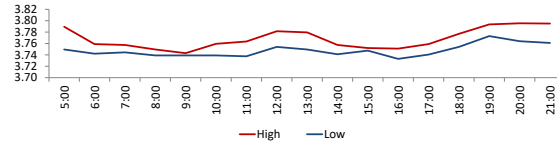
High 2259
Low 2261.5
Open 2263.5
Close 2253

SILVER USD / t Oz



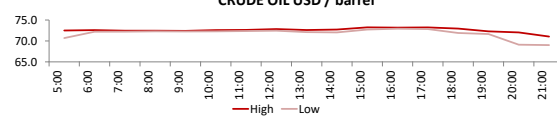
High 24.452
Low 23.502
Open 23.523
Close 24.363

COPPER USD per pound



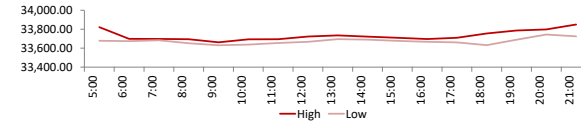
High 3.795
Low 3.733
Open 3.753
Close 3.783

CRUDE OIL USD / barrel



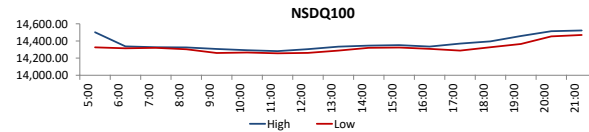
High 73.25
Low 69.01
Open 72.48
Close 70.93

DJ



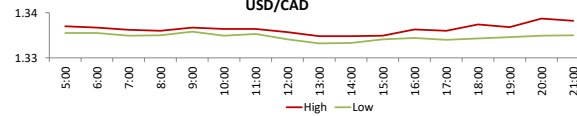
High 33902
Low 33631
Open 33706
Close 33845

NSDQ100

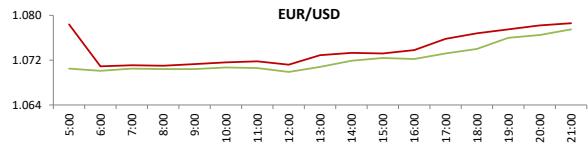


High 4301
Low 4261.75
Open 14317
Close 14520.75

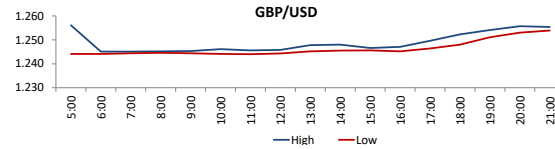
USD/CAD



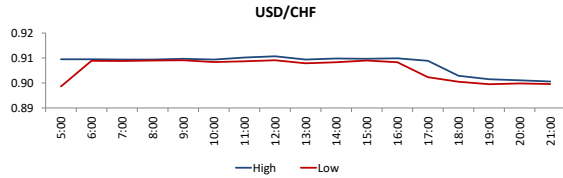
High 1.3387
Low 1.3332
Open 1.31890
Close 1.31940



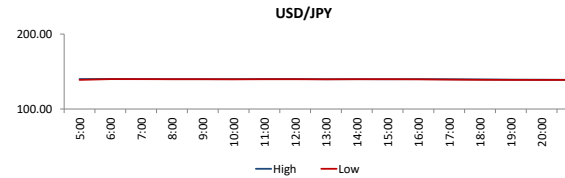
High 0.6717
 Low 0.6646
 Open 140.168
 Close 0.6717



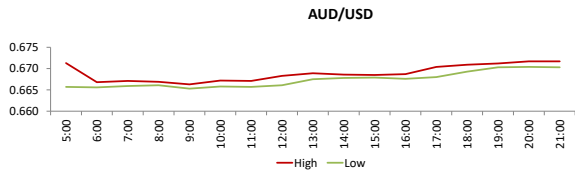
High 1.2563
 Low 1.2429
 Open 1.0699
 Close 1.0783



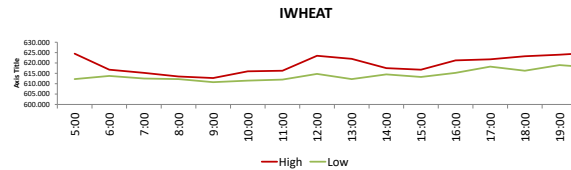
High 0.9107
 Low 0.8984
 Open 1.3371
 Close 1.3358



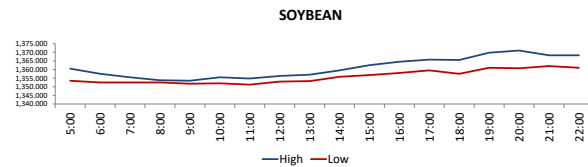
High 140.737
 Low 138.739
 Open 1.2438
 Close 1.2561



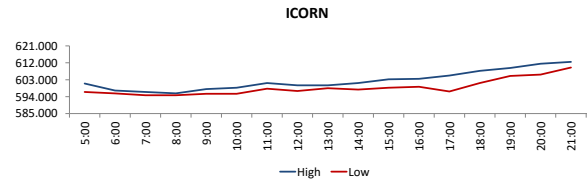
High 0.6717
 Low 0.6646
 Open 140.168
 Close 0.6717



High 726.5
 Low 712
 Open 725.25
 Close 725.25



High 1371
 Low 1351.25
 Open 604
 Close 611



High 612.5
 Low 594.75
 Open 84.92
 Close 84.44

DISCLAIMER: This report is for information purpose only and does not constitute an offer or solicitation to make an investment in Commodity Futures Contracts which carries risk. Any views, expressions or opinions expressed in this report are solely for providing information to readers. Figures appearing in the report are although taken from reliable sources as presented however, we are not taking any responsibility about its accuracy, completeness and any decision taken on the basis of such information.

For subscription and further information please contact us at:

UAN: +92-21-111-11-PMEX (7639) | Email: info@pmex.com.pk | Web: www.pmex.com.pk