

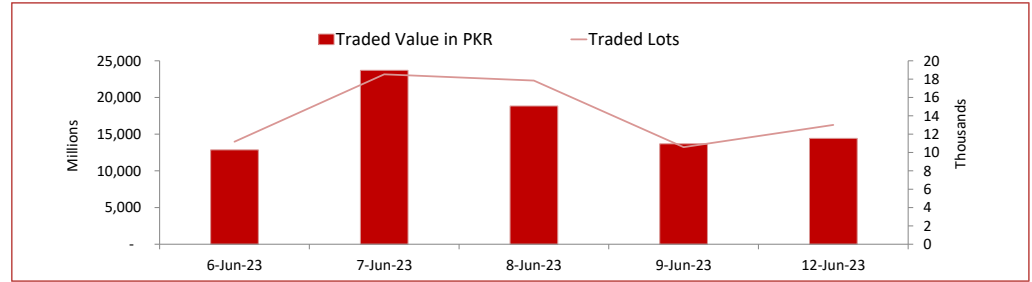
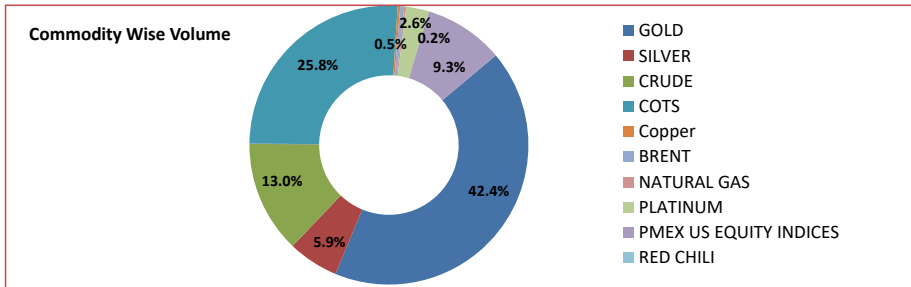
# PMEX Daily Statistical Report

Tuesday, June 13, 2023



## PMEX Market Overview

On Monday at PMEX the traded value of Metals, Energy, COTS/FX and indices was recorded at PKR 14.419 billion and the number of lots traded was 13,008. Major business was contributed by Gold amounting to PKR 6.032 billion, followed by Currencies through COTS (PKR 3.676 billion), Crude Oil (PKR 1.852 billion), NSDQ 100 (PKR 1.060 billion), Silver (PKR 836.596 million), Platinum (PKR 375.267 million), Japan Equity (PKR 225.021 million), DJ (PKR 146.242 million), SP 500 (PKR 73.123 million), Brent (PKR 66.707 million), Copper (PKR 42.039 million) and Natural Gas (PKR 32.920 million). In Agricultural commodities, 5 lots of Cotton amounting to PKR 5.992 million were traded.

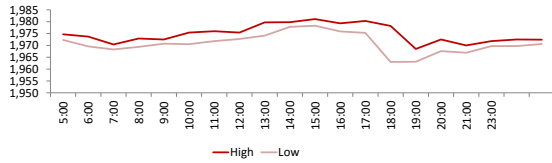


## PMEX Price Return Summary

Statistics	Gold	Silver	Crude Oil	Copper	DJ	SP500	NSDQ	EURUSD	GBPUSD	JPYUSD
Return Close/Open %	↓ -0.20%	↓ -0.96%	↓ -4.27%	↓ -0.52%	↑ 0.55%	↑ 1.78%	↑ 1.78%	↑ 1.17%	↑ 0.09%	↓ -0.54%
Difference in Open and Close (\$)	-4.0	-0.235	-3.00	-0.02	188	258.75	258.75	380.0000	0.0010	-0.0068
Range Day (Max- Min)/Open %	0.01	0.02	0.05	0.01	0.01	0.02	0.00	0.00	0.01	0.57
Difference in Maximum and Minimum (\$)	18.1	0.43	3.47	0.04	207	284.50	43.00	0.01	0.01	0.71
Average Return (1 Hour) %	0.16	0.43	0.72	0.56	0.21	0.34	0.27	0.16	0.14	0.12
Volatility (1 Hour) %	0.10	0.22	0.38	0.33	0.10	0.17	0.11	0.04	0.06	0.03
Return to Volatility Ratio (1 Hour)	1.673	1.968	1.899	1.717	2.190	1.964	2.480	3.518	2.540	4.815
Intraday Volatility %	0.44	0.99	1.74	1.49	0.45	0.79	0.50	0.21	0.26	0.12

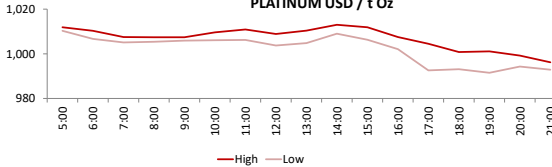
**PMEX Hourly Price Movements**

**GOLD USD / t Oz**



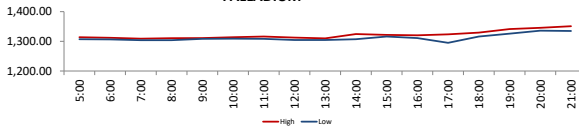
High 1981.1  
Low 1963  
Open 1975.7  
Close 1971.7

**PLATINUM USD / t Oz**



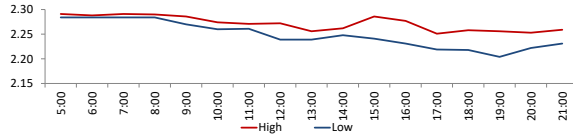
High 1013.3  
Low 991.5  
Open 1012.9  
Close 996.2

**PALLADIUM**



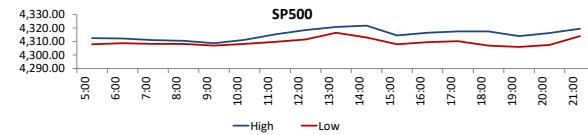
2245.5  
2254.5  
2241.5  
2164

**NATURAL GAS USD/mmbtu**



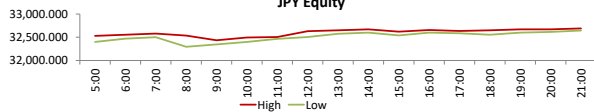
High 2.314  
Low 2.204  
Open 2.261  
Close 2.278

**SP500**



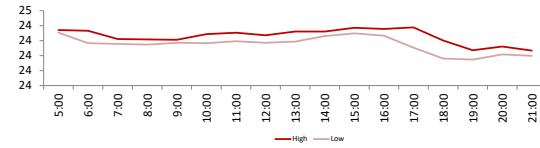
High 4347  
Low 4304  
Open 14566.25  
Close 14825

**JPY Equity**



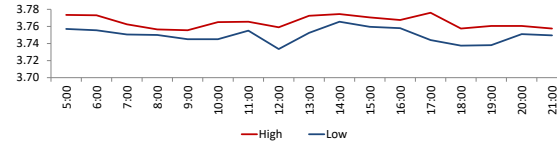
High 2259  
Low 2261.5  
Open 2263.5  
Close 2253

**SILVER USD / t Oz**



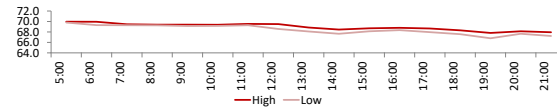
High 24.377  
Low 23.947  
Open 24.388  
Close 24.153

**COPPER USD per pound**



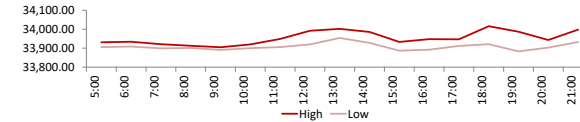
High 3.776  
Low 3.7335  
Open 3.7718  
Close 3.7523

**CRUDE OIL USD / barrel**



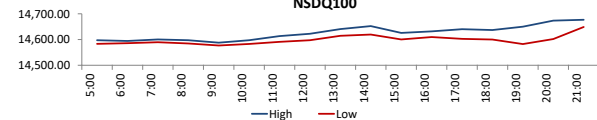
High 70.25  
Low 66.78  
Open 70.33  
Close 67.33

**DJ**



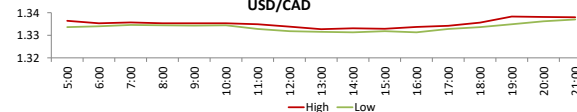
High 34090  
Low 33883  
Open 33896  
Close 34084

**NSDQ100**

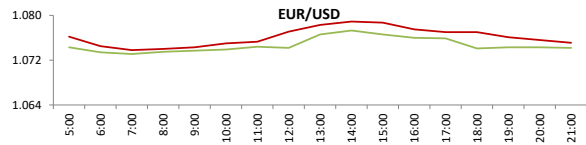


High 4347  
Low 4304  
Open 14566.25  
Close 14825

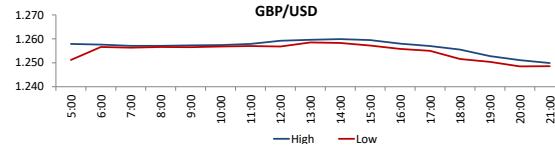
**USD/CAD**



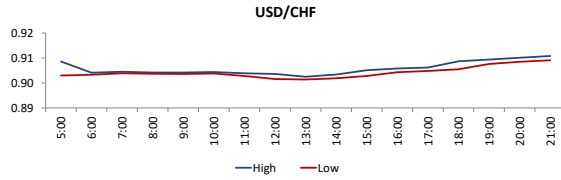
High 1.3383  
Low 1.3313  
Open 32370  
Close 32750



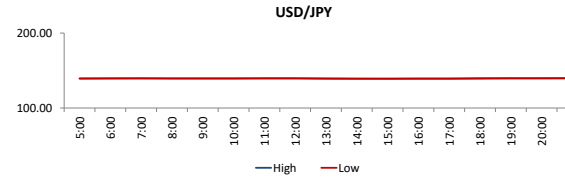
High 0.6772  
 Low 0.673  
 Open 139.377  
 Close 0.6748



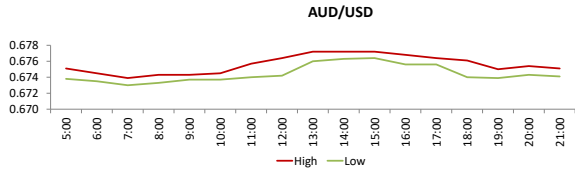
High 1.2599  
 Low 1.2485  
 Open 1.0749  
 Close 1.0759



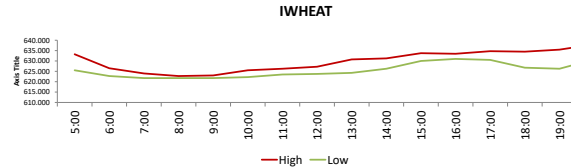
High 0.9108  
 Low 0.9014  
 Open 1.3343  
 Close 1.3368



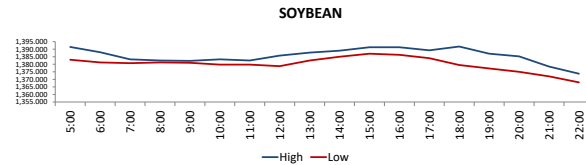
High 139.756  
 Low 139.046  
 Open 1.2581  
 Close 1.2513



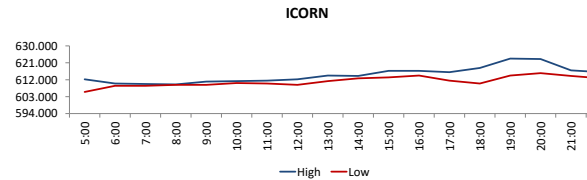
High 0.6772  
 Low 0.673  
 Open 139.377  
 Close 0.6748



High 726.5  
 Low 712  
 Open 725.25  
 Close 725.25



High 1391.75  
 Low 1368  
 Open 606.75  
 Close 614.25



High 623.25  
 Low 602.5  
 Open 84.13  
 Close 83.47

**DISCLAIMER:** This report is for information purpose only and does not constitute an offer or solicitation to make an investment in Commodity Futures Contracts which carries risk. Any views, expressions or opinions expressed in this report are solely for providing information to readers. Figures appearing in the report are although taken from reliable sources as presented however, we are not taking any responsibility about its accuracy, completeness and any decision taken on the basis of such information.

For subscription and further information please contact us at:

UAN: +92-21-111-11-PMEX (7639) | Email: info@pmex.com.pk | Web: www.pmex.com.pk