

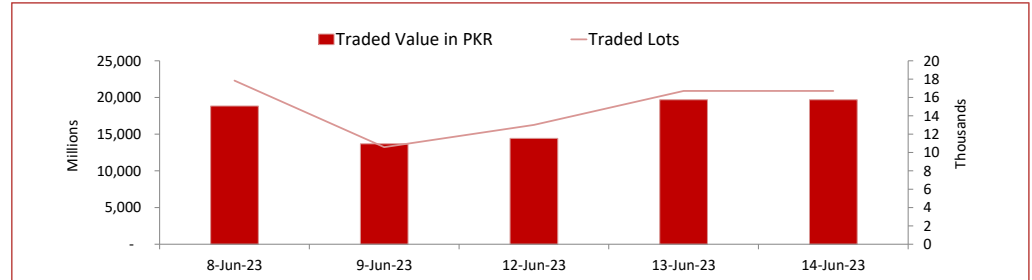
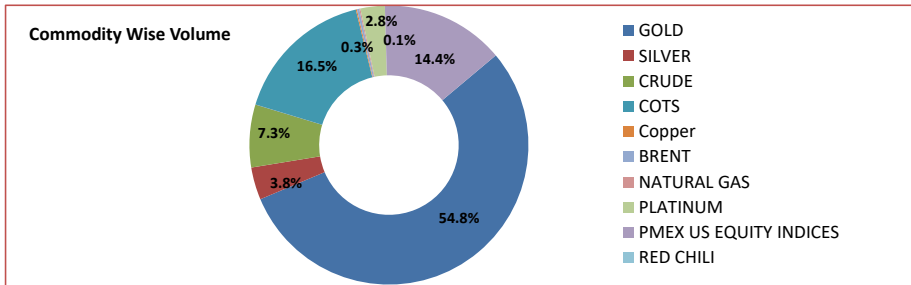
PMEX Daily Statistical Report

Thursday, June 15, 2023



PMEX Market Overview

On Wednesday at PMEX the traded value of Metals, Energy, COTS/FX and indices was recorded at PKR 21.544 billion and the number of lots traded was 17,119. Major business was contributed by Gold amounting to PKR 11.800 billion, followed by Currencies through COTS (PKR 3.551 billion), NSDQ 100 (PKR 2.116 billion), Crude Oil (PKR 1.565 billion), Silver (PKR 811.303 million), Platinum (PKR 607.785 million), SP 500 (PKR 381.656 million), Japan Equity (PKR 308.689 million), DJ (PKR 285.248 million), Brent (PKR 58.063 million), Natural Gas (PKR 28.986 million) and Copper (PKR 28.802 million). In Agricultural commodities, 3 lots of Cotton amounting to PKR 3.561 million were traded.

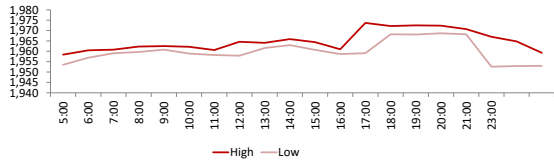


PMEX Price Return Summary

Statistics	Gold	Silver	Crude Oil	Copper	DJ	SP500	NSDQ	EURUSD	GBPUSD	JPYUSD
Return Close/Open %	↓ -0.08%	↑ 1.11%	↓ -0.88%	↑ 0.76%	↓ -0.70%	↑ 0.82%	↑ 0.82%	↑ 0.54%	↑ 0.36%	↑ 0.41%
Difference in Open and Close (\$)	-1.5	0.263	-0.61	0.03	-241	122.25	122.25	180.0000	0.0039	0.0052
Range Day (Max- Min)/Open %	0.01	0.02	0.03	0.02	0.01	0.02	0.00	0.00	0.01	0.82
Difference in Maximum and Minimum (\$)	21.1	0.50	2.40	0.08	451	264.75	54.75	0.01	0.01	1.03
Average Return (1 Hour) %	0.16	0.43	0.72	0.56	0.21	0.34	0.27	0.16	0.14	0.12
Volatility (1 Hour) %	0.10	0.22	0.38	0.33	0.10	0.17	0.11	0.04	0.06	0.03
Return to Volatility Ratio (1 Hour)	1.673	1.968	1.899	1.717	2.190	1.964	2.480	3.518	2.540	4.815
Intraday Volatility %	0.44	0.99	1.74	1.49	0.45	0.79	0.50	0.21	0.26	0.12

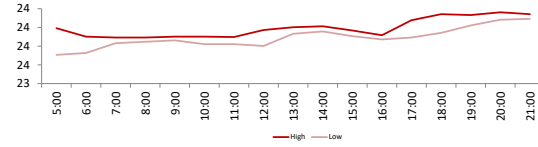
PMEX Hourly Price Movements

GOLD USD / t Oz



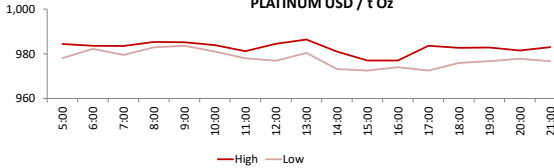
High 1973.7
Low 1952.6
Open 1956.9
Close 1955.4

SILVER USD / t Oz



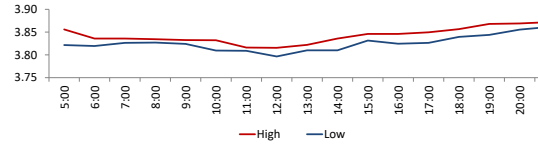
High 24.162
Low 23.657
Open 23.74
Close 24.003

PLATINUM USD / t Oz



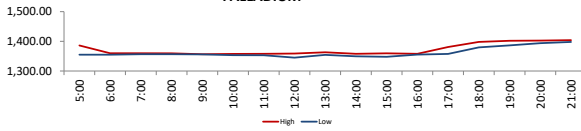
High 986.4
Low 971.3
Open 981.8
Close 982.3

COPPER USD per pound



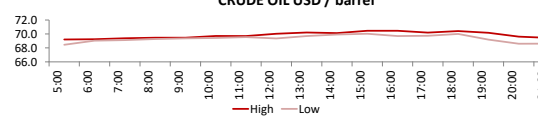
High 3.872
Low 3.7965
Open 3.8295
Close 3.8585

PALLADIUM



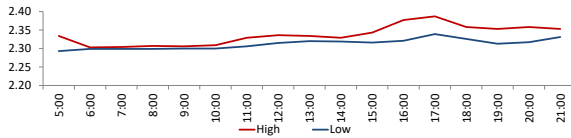
2245.5
2254.5
2241.5
2164

CRUDE OIL USD / barrel



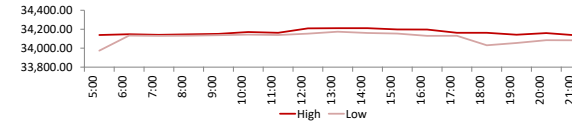
High 70.46
Low 68.06
Open 69.3
Close 68.69

NATURAL GAS USD/mmbtu



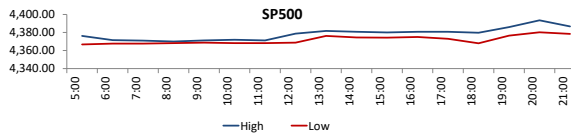
High 2.387
Low 2.293
Open 2.331
Close 2.347

DJ



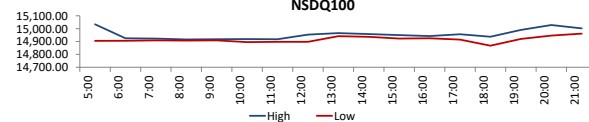
High 34239
Low 33788
Open 34238
Close 33997

SP500



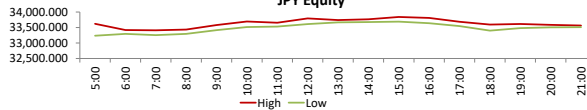
High 4393.5
Low 4338.75
Open 4380.00
Close 4393.5

NSDQ100



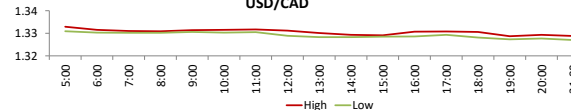
High 4393.5
Low 4338.75
Open 4380.00
Close 4393.5

JPY Equity

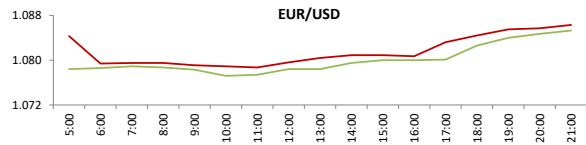


High 2259
Low 2261.5
Open 2263.5
Close 2253

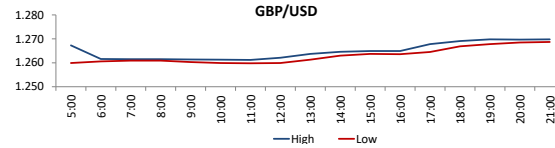
USD/CAD



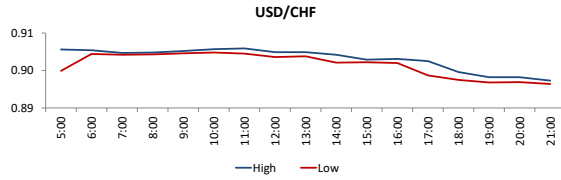
High 1.3352
Low 1.327
Open 1.33495
Close 1.33675



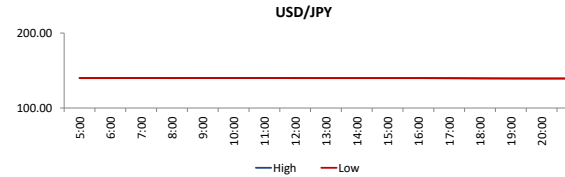
High 0.6835
 Low 0.6754
 Open 140.221
 Close 0.6794



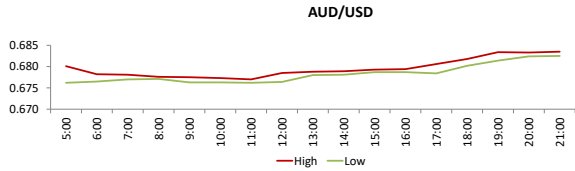
High 1.2698
 Low 1.2595
 Open 1.0793
 Close 1.0832



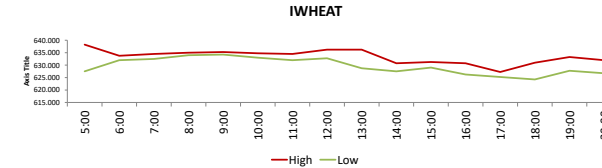
High 0.9062
 Low 0.8964
 Open 1.3316
 Close 1.3326



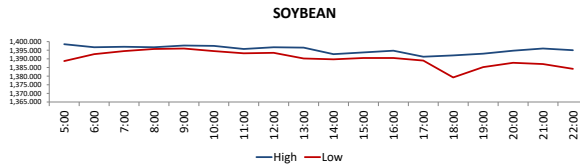
High 140.296
 Low 139.263
 Open 1.2617
 Close 1.2664



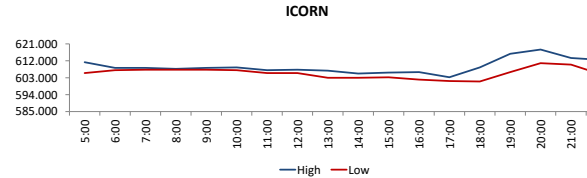
High 0.6835
 Low 0.6754
 Open 140.221
 Close 0.6794



High 726.5
 Low 712
 Open 725.25
 Close 725.25



High 1398.5
 Low 1379.25
 Open 614.75
 Close 607.25



High 618
 Low 601
 Open 82.87
 Close 82.04

DISCLAIMER: This report is for information purpose only and does not constitute an offer or solicitation to make an investment in Commodity Futures Contracts which carries risk. Any views, expressions or opinions expressed in this report are solely for providing information to readers. Figures appearing in the report are although taken from reliable sources as presented however, we are not taking any responsibility about its accuracy, completeness and any decision taken on the basis of such information.

For subscription and further information please contact us at:

UAN: +92-21-111-11-PMEX (7639) | Email: info@pmex.com.pk | Web: www.pmex.com.pk