

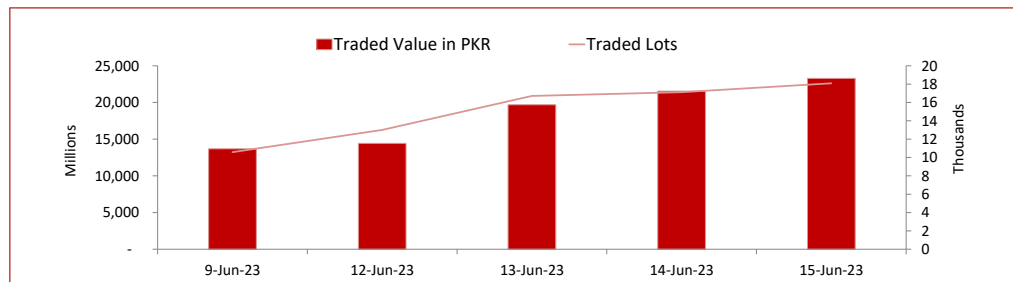
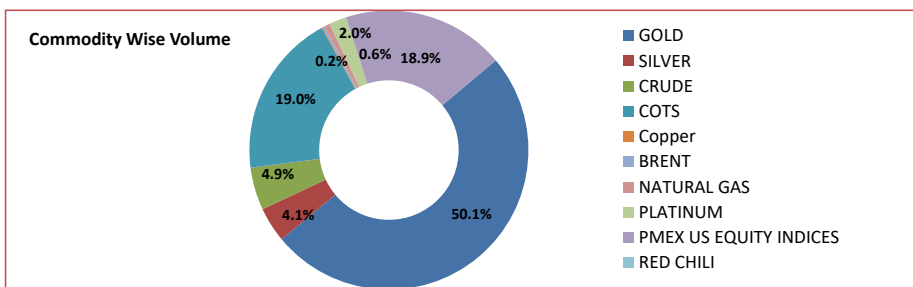
# PMEX Daily Statistical Report

Friday, June 16, 2023



## PMEX Market Overview

On Thursday at PMEX the traded value of Metals, Energy, COTS/FX and indices was recorded at PKR 23.276 billion and the number of lots traded at 18,087. Major business was contributed by Gold amounting to PKR 11.634 billion, followed by Currencies through COTS (PKR 4.422 billion), NSDQ100 (PKR 3.369 billion), Crude (PKR 1.142 billion), Silver (PKR 948.007 million), Platinum (PKR 462.584 million), DJ (PKR 422.717 million), SP500 (PKR 383.376 million), Japan Equity 225 / USD (PKR 259.868 million), Natural Gas (PKR 148.462 million), Brent (PKR 56.079 million) and Copper (PKR 27.769 million). In Agricultural Commodities, 6 lots of Cotton amounting to PKR 6.980 million were traded.

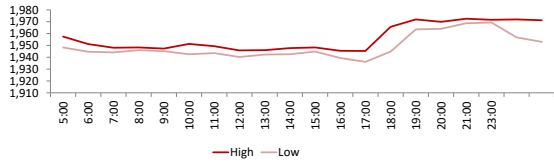


## PMEX Price Return Summary

Statistics	Gold	Silver	Crude Oil	Copper	DJ	SP500	NSDQ	EURUSD	GBPUSD	JPYUSD
Return Close/Open %	↑ 0.77%	↓ -0.17%	↑ 2.74%	↑ 0.85%	↓ -0.24%	↓ -0.88%	↓ -0.88%	↓ -0.43%	↑ 1.04%	↑ 0.96%
Difference in Open and Close (\$)	15.1	-0.040	1.88	0.03	-83	-132.00	-132.00	-145.0000	0.0113	0.0122
Range Day (Max- Min)/Open %	0.02	0.03	0.04	0.02	0.02	0.03	0.01	0.00	0.01	1.49
Difference in Maximum and Minimum (\$)	36.4	0.83	2.98	0.09	639	374.75	91.50	0.01	0.02	1.90
Average Return (1 Hour) %	0.16	0.43	0.72	0.56	0.21	0.34	0.27	0.16	0.14	0.12
Volatility (1 Hour) %	0.10	0.22	0.38	0.33	0.10	0.17	0.11	0.04	0.06	0.03
Return to Volatility Ratio (1 Hour)	1.673	1.968	1.899	1.717	2.190	1.964	2.480	3.518	2.540	4.815
Intraday Volatility %	0.44	0.99	1.74	1.49	0.45	0.79	0.50	0.21	0.26	0.12

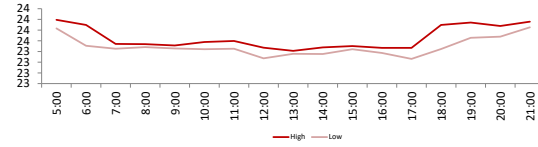
**PMEX Hourly Price Movements**

**GOLD USD / t Oz**



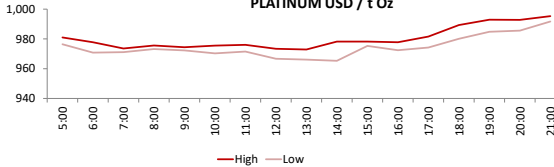
High 1972.5  
Low 1936.1  
Open 1955.4  
Close 1970.5

**SILVER USD / t Oz**



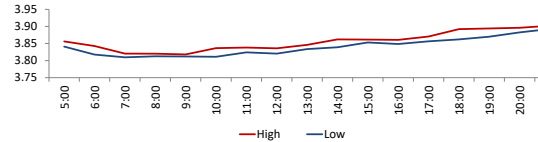
High 24.092  
Low 23.262  
Open 24.003  
Close 23.963

**PLATINUM USD / t Oz**



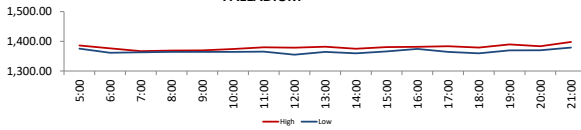
High 995.3  
Low 965.3  
Open 982.3  
Close 994.1

**COPPER USD per pound**



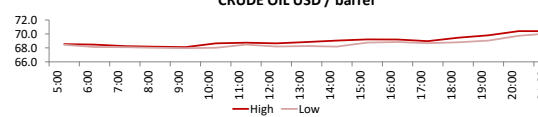
High 3.902  
Low 3.8095  
Open 3.8585  
Close 3.8913

**PALLADIUM**



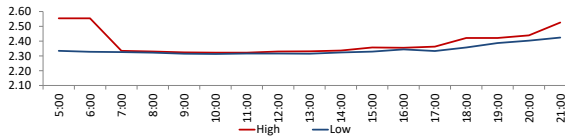
2245.5  
2254.5  
2241.5  
2164

**CRUDE OIL USD / barrel**



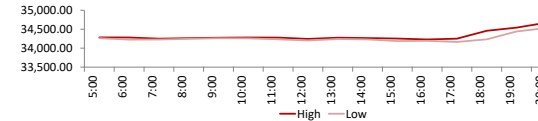
High 70.94  
Low 67.96  
Open 68.69  
Close 70.57

**NATURAL GAS USD/mmbtu**



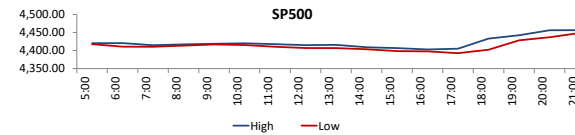
High 2.564  
Low 2.313  
Open 2.347  
Close 2.556

**DJ**



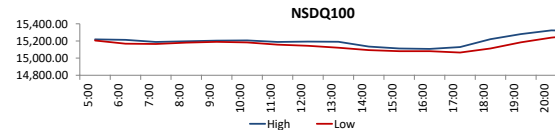
High 34801  
Low 34162  
Open 33997  
Close 33914

**SP500**



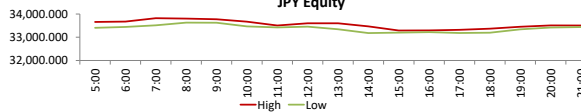
High 4484.25  
Low 4392.75  
Open 15046.75  
Close 14914.75

**NSDQ100**



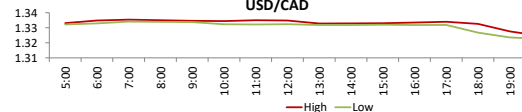
High 4484.25  
Low 4392.75  
Open 15046.75  
Close 14914.75

**JPY Equity**

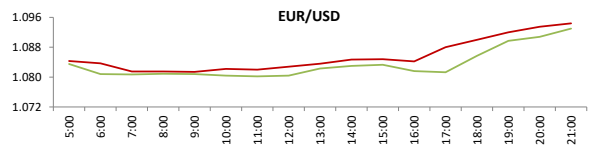


High 2259  
Low 2261.5  
Open 2263.5  
Close 2253

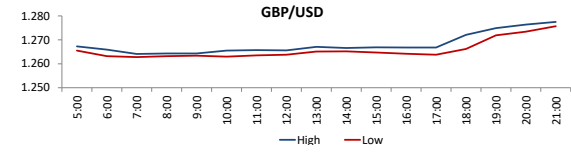
**USD/CAD**



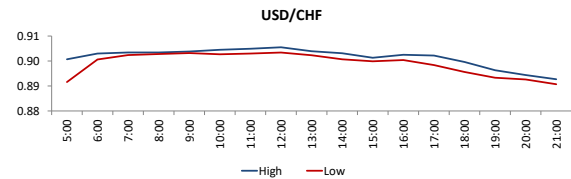
High 1.3354  
Low 1.3208  
Open 1.3375  
Close 1.3250



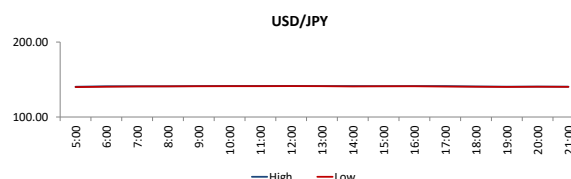
High 0.6892  
 Low 0.6762  
 Open 140.101  
 Close 0.6881



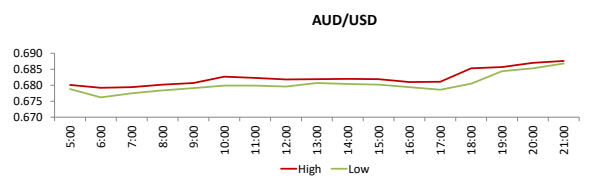
High 1.2789  
 Low 1.2628  
 Open 1.0832  
 Close 1.0945



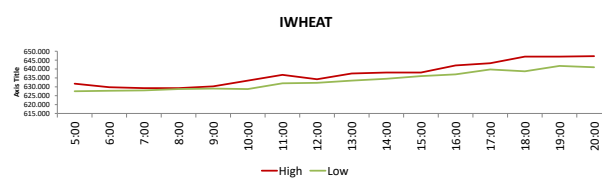
High 0.9055  
 Low 0.8906  
 Open 1.3326  
 Close 1.3221



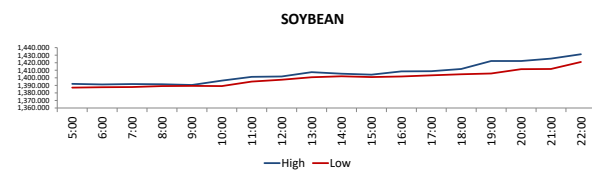
High 141.494  
 Low 139.59  
 Open 1.2664  
 Close 1.2786



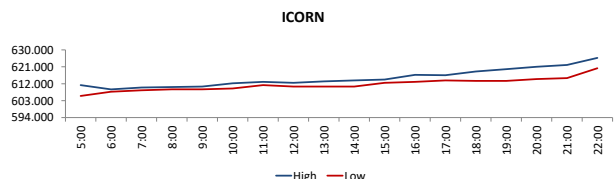
High 0.6892  
 Low 0.6762  
 Open 140.101  
 Close 0.6881



High 726.5  
 Low 712  
 Open 725.25  
 Close 725.25



High 1431.25  
 Low 1387  
 Open 607.25  
 Close 625.25



High 625.75  
 Low 605.5  
 Open 82.04  
 Close 80.59

**DISCLAIMER:** This report is for information purpose only and does not constitute an offer or solicitation to make an investment in Commodity Futures Contracts which carries risk. Any views, expressions or opinions expressed in this report are solely for providing information to readers. Figures appearing in the report are although taken from reliable sources as presented however, we are not taking any responsibility about its accuracy, completeness and any decision taken on the basis of such information.

For subscription and further information please contact us at:  
 UAN: +92-21-111-11-PMEX (7639) | Email: info@pmex.com.pk | Web: www.pmex.com.pk