

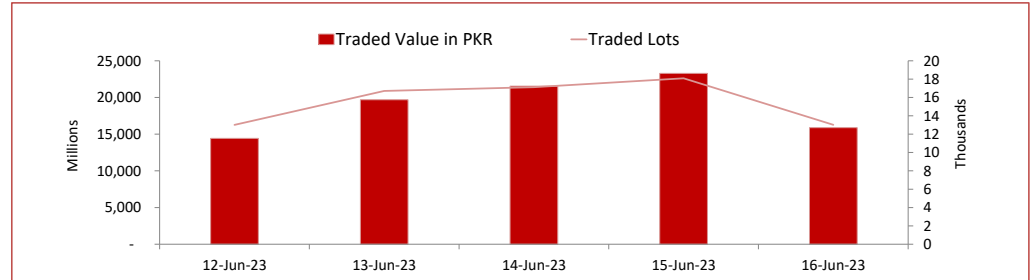
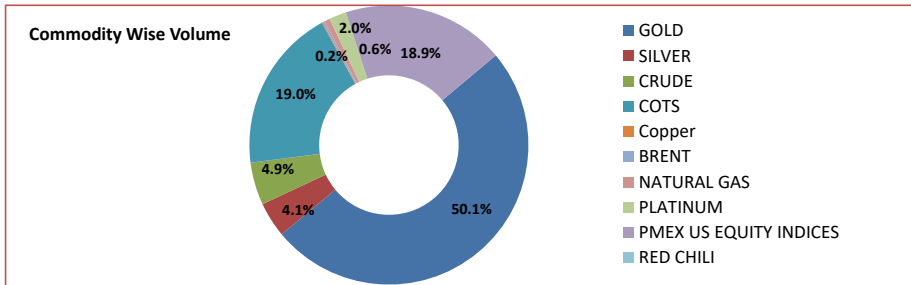
# PMEX Daily Statistical Report

Monday, June 19, 2023



## PMEX Market Overview

On Friday at PMEX the traded value of Metals, Energy, COTS/FX and indices was recorded at PKR 15.873 billion and the number of lots traded was 13,022. Major business was contributed by Gold amounting to PKR 6.863 billion, followed by Currencies through COTS (PKR 4.391 billion), NSDQ 100 (PKR 1.784 billion), Crude Oil (PKR 1.091 billion), Japan Equity (PKR 561.245 million), Silver (PKR 465.815 million), Platinum (PKR 210.555 million), SP 500 (PKR 186.366 million), DJ (PKR 159.683 million), Natural Gas (PKR 105.312 million), Brent (PKR 28.991 million) and Copper (PKR 24.609 million). In Agricultural commodities, 2 lots of Cotton amounting to PKR 2.339 million were traded.

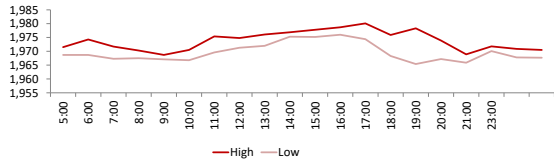


## PMEX Price Return Summary

Statistics	Gold	Silver	Crude Oil	Copper	DJ	SP500	NSDQ	EURUSD	GBPUSD	JPYUSD
Return Close/Open %	#VALUE! <span style="color: green;">↑</span>	1.27%	<span style="color: green;">↑</span> 1.29%	<span style="color: red;">↓</span> -0.28%	<span style="color: green;">↑</span> 2.05%	<span style="color: green;">↑</span> 2.58%	<span style="color: green;">↑</span> 2.58%	<span style="color: green;">↑</span> 0.73%	<span style="color: red;">↓</span> -0.03%	<span style="color: green;">↑</span> 0.28%
Difference in Open and Close (\$)	#VALUE!	0.305	0.91	-0.01	695	384.50	384.50	245.0000	-0.0003	0.0036
Range Day (Max- Min)/Open %	#VALUE!	0.02	0.03	0.01	0.01	0.01	0.00	0.00	0.01	1.61
Difference in Maximum and Minimum (\$)	14.7	0.39	1.91	0.05	302	216.25	42.50	0.01	0.01	2.07
Average Return (1 Hour) %	0.16	0.43	0.72	0.56	0.21	0.34	0.27	0.16	0.14	0.12
Volatility (1 Hour) %	0.10	0.22	0.38	0.33	0.10	0.17	0.11	0.04	0.06	0.03
Return to Volatility Ratio (1 Hour)	1.673	1.968	1.899	1.717	2.190	1.964	2.480	3.518	2.540	4.815
Intraday Volatility %	0.44	0.99	1.74	1.49	0.45	0.79	0.50	0.21	0.26	0.12

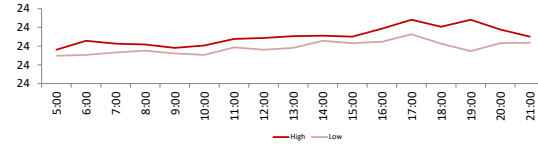
**PMEX Hourly Price Movements**

**GOLD USD / t Oz**



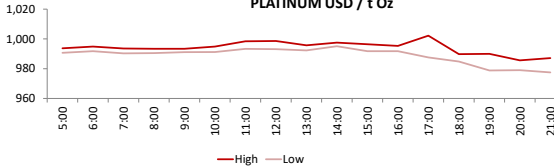
High 1980.1  
Low 1965.4  
Open 1,970.  
Close 1,970.4

**SILVER USD / t Oz**



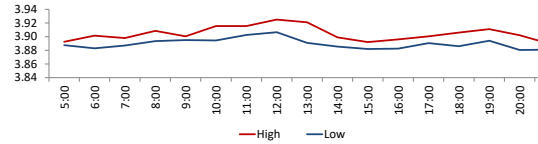
High 24.282  
Low 23.897  
Open 23.963  
Close 24.268

**PLATINUM USD / t Oz**



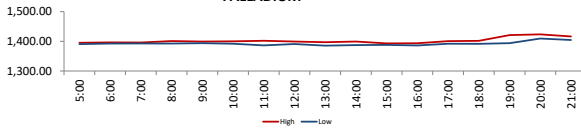
High 1002.2  
Low 977.5  
Open 994.1  
Close 987.9

**COPPER USD per pound**



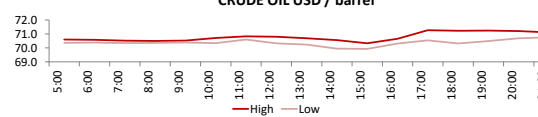
High 3.925  
Low 3.8765  
Open 3.8913  
Close 3.8805

**PALLADIUM**



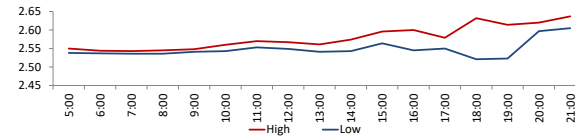
2245.5  
2254.5  
2241.5  
2164

**CRUDE OIL USD / barrel**



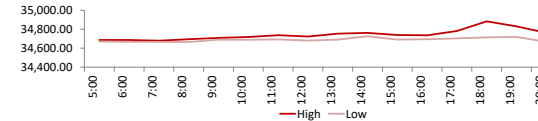
High 71.84  
Low 69.93  
Open 70.57  
Close 71.48

**NATURAL GAS USD/mmbtu**



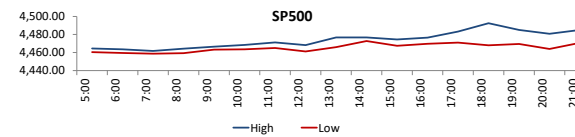
High 2.65  
Low 2.571  
Open 2.556  
Close 2.619

**DJ**



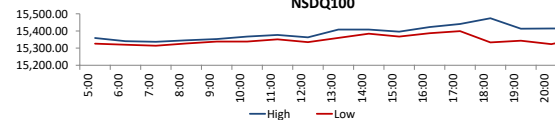
High 34883  
Low 34581  
Open 33914  
Close 34609

**SP500**



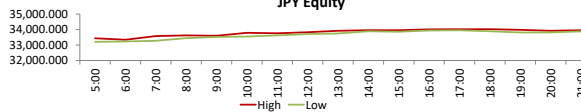
High 4492.5  
Low 4450  
Open 14914.75  
Close 15299.25

**NSDQ100**



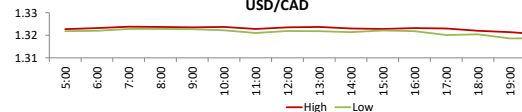
High 4492.5  
Low 4450  
Open 14914.75  
Close 15299.25

**JPY Equity**

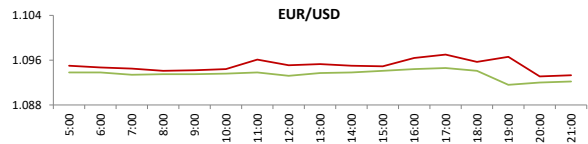


High 2259  
Low 2261.5  
Open 2263.5  
Close 2253

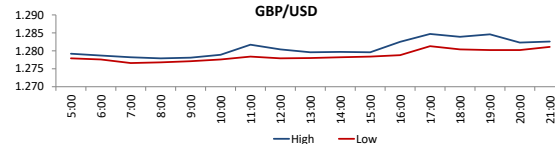
**USD/CAD**



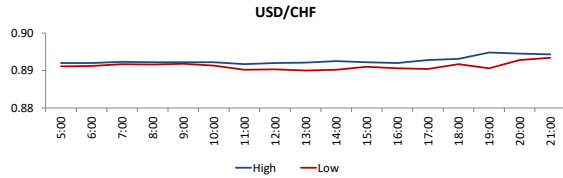
High 1.3238  
Low 1.3176  
Open 1.3238  
Close 1.3175



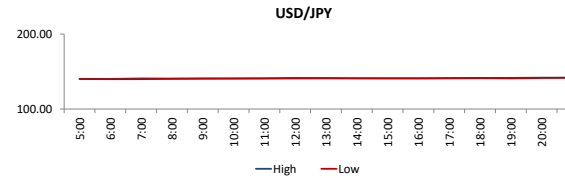
High 0.6899  
 Low 0.6854  
 Open 140.298  
 Close 0.6876



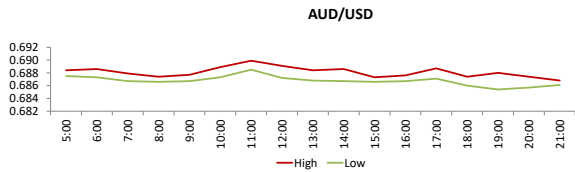
High 1.2847  
 Low 1.2766  
 Open 1.0945  
 Close 1.0942



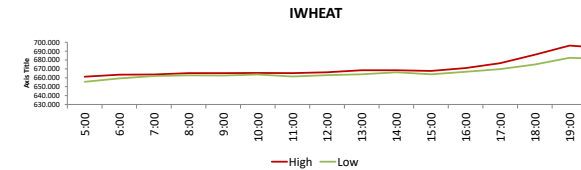
High 0.8948  
 Low 0.89  
 Open 1.3221  
 Close 1.3197



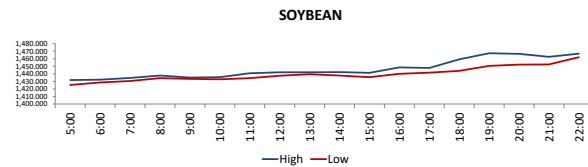
High 141.903  
 Low 139.833  
 Open 1.7786  
 Close 1.2822



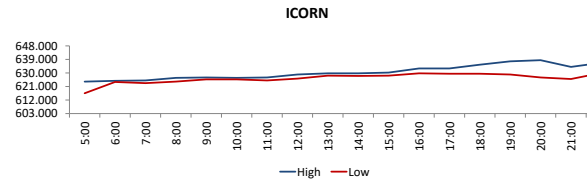
High 0.6899  
 Low 0.6854  
 Open 140.298  
 Close 0.6876



High 726.5  
 Low 712  
 Open 725.25  
 Close 725.25



High 1467.25  
 Low 1417.5  
 Open 625.25  
 Close 634.5



High 638.5  
 Low 616.5  
 Open 80.59  
 Close 81.8

**DISCLAIMER:** This report is for information purpose only and does not constitute an offer or solicitation to make an investment in Commodity Futures Contracts which carries risk. Any views, expressions or opinions expressed in this report are solely for providing information to readers. Figures appearing in the report are although taken from reliable sources as presented however, we are not taking any responsibility about its accuracy, completeness and any decision taken on the basis of such information.

For subscription and further information please contact us at:

UAN: +92-21-111-11-PMEX (7639) | Email: info@pmex.com.pk | Web: www.pmex.com.pk