

# PMEX Daily Statistical Report

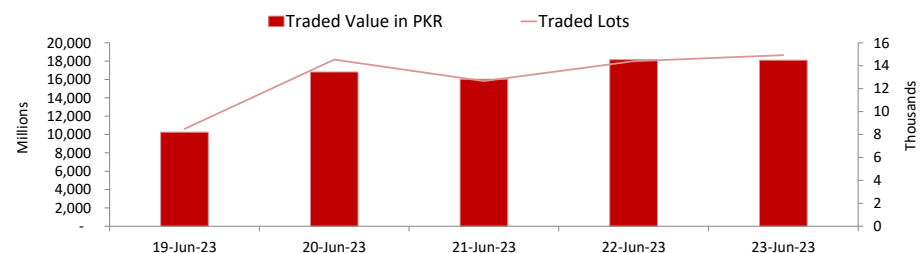
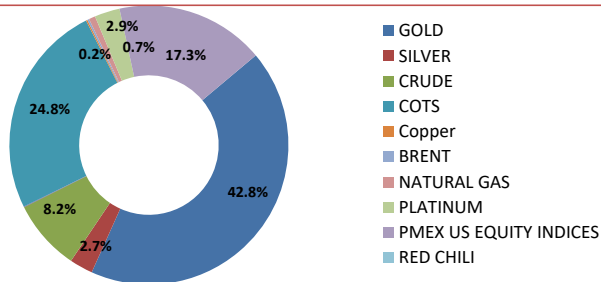
Monday, June 26, 2023



## PMEX Market Overview

On Friday at PMEX the traded value of Metals, Energy, COTS/FX and indices was recorded at PKR 18.097 billion and the number of lots traded was 14,912. Major business was contributed by Gold amounting to PKR 7.618 billion, followed by Currencies through COTS (PKR 4.416 billion), NSDQ 100 (PKR 1.819 billion), Crude Oil (PKR 1.461 billion), DJ (PKR 896.718 million), Japan Equity (PKR 551.963 million), Platinum (PKR 520.682 million), Silver (PKR 480.475 million), Natural Gas (PKR 132.079 million), SP 500 (PKR 131.004 million), Brent (PKR 39.108 million) and Copper (PKR 29.749 million). In Agricultural commodities 12 lots of Cotton amounting to PKR 13.657 million were traded.

Commodity Wise Volume

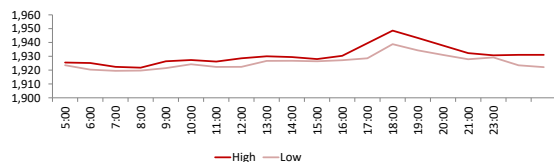


## PMEX Price Return Summary

Statistics	Gold	Silver	Crude Oil	Copper	DJ	SP500	NSDQ	EURUSD	GBPUSD	JPYUSD
Return Close/Open %	↑ 0.35%	↑ 0.75%	↓ -0.06%	↓ -2.16%	↓ -0.78%	↓ -1.19%	↓ -1.19%	↓ -2.55%	↓ -0.57%	↓ -0.26%
Difference in Open and Close (\$)	6.7	0.167	-0.04	-0.08	-266	-180.75	-180.75	-855.0000	-0.0063	-0.0033
Range Day (Max- Min)/Open %	0.02	0.03	0.03	0.03	0.01	0.02	0.00	0.00	0.01	0.97
Difference in Maximum and Minimum (\$)	29.1	0.56	2.25	0.11	353	252.50	45.00	0.01	0.01	1.24
Average Return (1 Hour) %	0.16	0.43	0.72	0.56	0.21	0.34	0.27	0.16	0.14	0.12
Volatility (1 Hour) %	0.10	0.22	0.38	0.33	0.10	0.17	0.11	0.04	0.06	0.03
Return to Volatility Ratio (1 Hour)	1.673	1.968	1.899	1.717	2.190	1.964	2.480	3.518	2.540	4.815
Intraday Volatility %	0.44	0.99	1.74	1.49	0.45	0.79	0.50	0.21	0.26	0.12

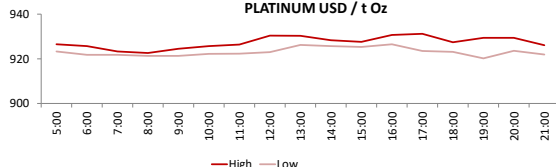
## PMEX Hourly Price Movements

**GOLD USD / t Oz**



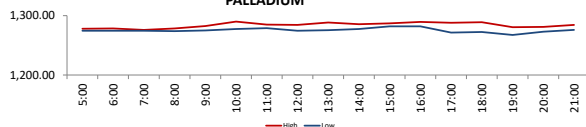
High 1948.6  
Low 1919.5  
Open 1923.9  
Close 1930.6

**PLATINUM USD / t Oz**



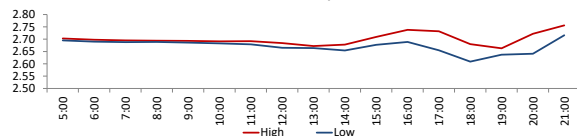
High 931.2  
Low 919.4  
Open 924.5  
Close 920.5

**PALLADIUM**



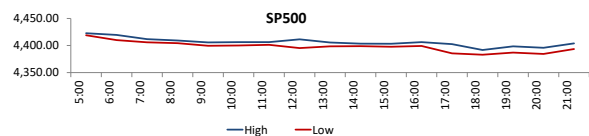
2245.5  
2254.5  
2241.5  
2164

**NATURAL GAS USD/mmbtu**



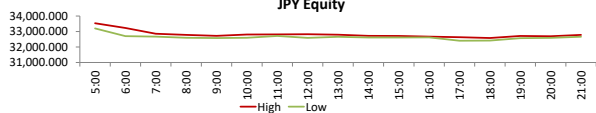
High 2.849  
Low 2.609  
Open 2.614  
Close 2.731

**SP500**



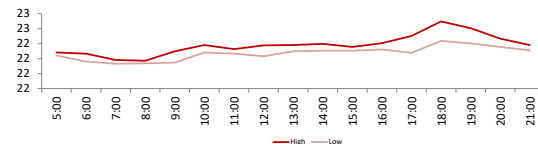
High 4425.75  
Low 4380.75  
Open 15234.5  
Close 15053.75

**JPY Equity**



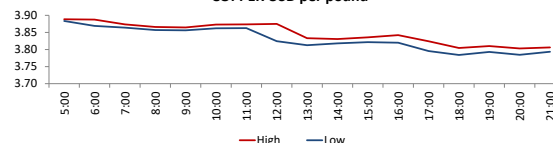
High 2259  
Low 2261.5  
Open 2263.5  
Close 2253

**SILVER USD / t Oz**



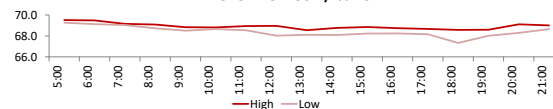
High 22.697  
Low 22.132  
Open 22.288  
Close 22.455

**COPPER USD per pound**



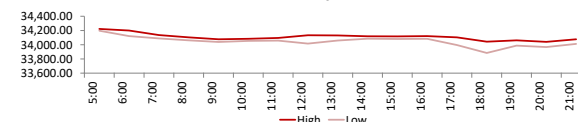
High 3.8915  
Low 3.784  
Open 3.8905  
Close 3.8065

**CRUDE OIL USD / barrel**



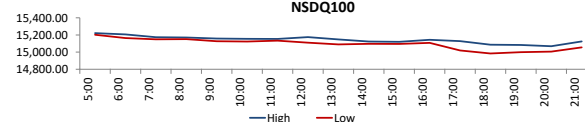
High 69.58  
Low 67.33  
Open 69.55  
Close 69.51

**DJ**



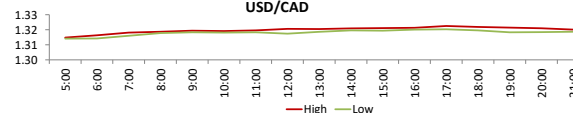
High 34237  
Low 33884  
Open 34236  
Close 33970

**NSDQ100**

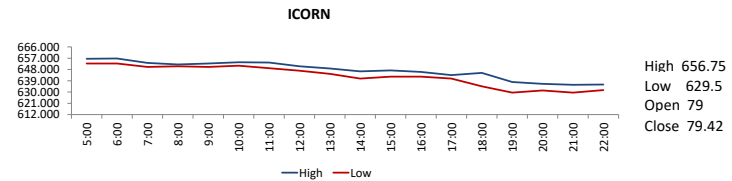
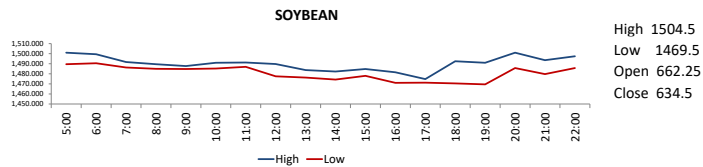
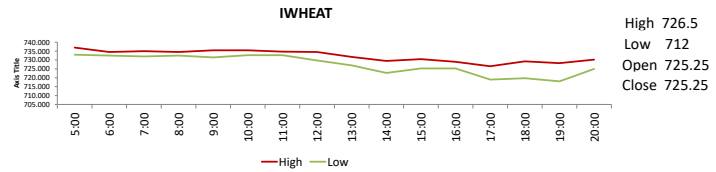
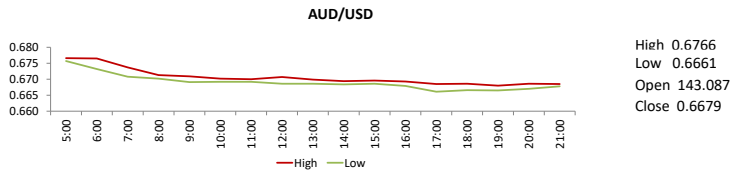
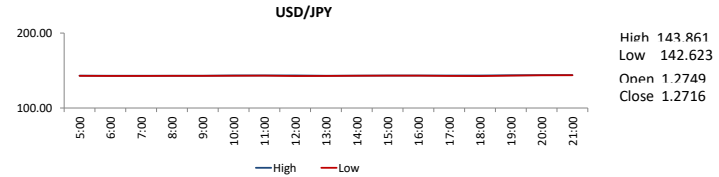
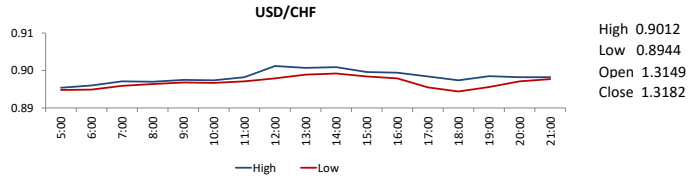
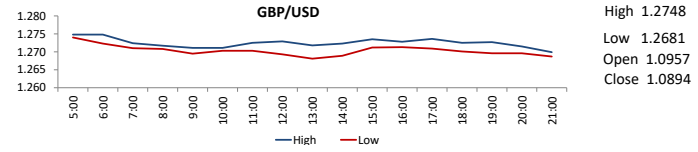
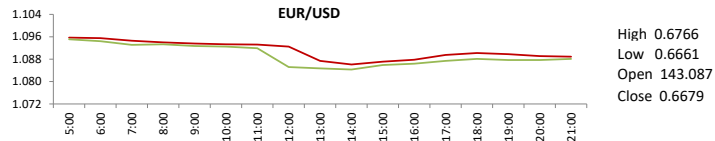


High 4425.75  
Low 4380.75  
Open 15234.5  
Close 15053.75

**USD/CAD**



High 1.3225  
Low 1.3141  
Open 33520  
Close 32665



**DISCLAIMER:** This report is for information purpose only and does not constitute an offer or solicitation to make an investment in Commodity Futures Contracts which carries risk. Any views, expressions or opinions expressed in this report are solely for providing information to readers. Figures appearing in the report are although taken from reliable sources as presented however, we are not taking any responsibility about its accuracy, completeness and any decision taken on the basis of such information.

For subscription and further information please contact us at:

UAN: +92-21-111-11-PMEX (7639) | Email: info@pmex.com.pk | Web: www.pmex.com.pk