

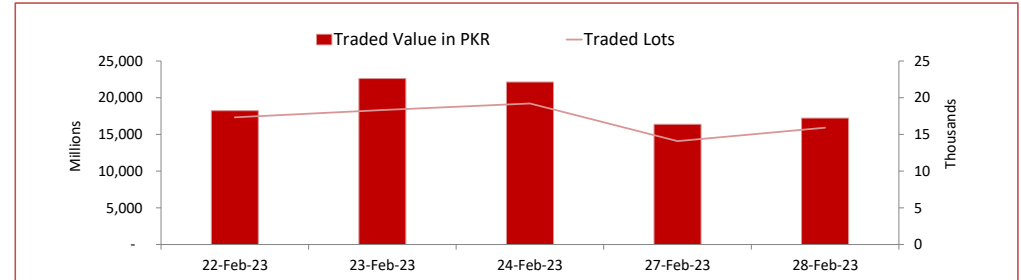
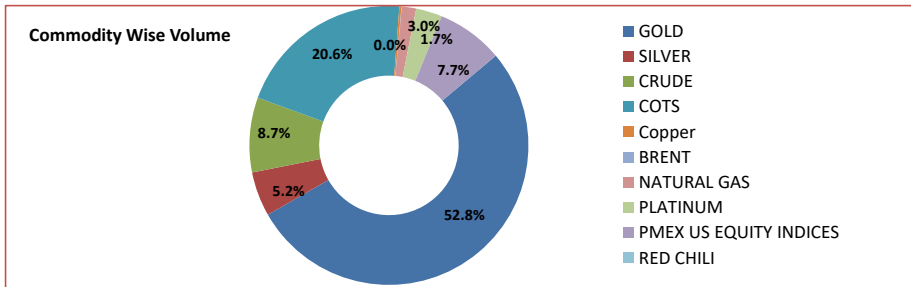
PMEX Daily Statistical Report

Wednesday, March 1, 2023



PMEX Market Overview

On Tuesday, at PMEX the traded value of Metals, Energy, COTS/FX and indices was recorded at PKR 17.226 billion and the number of lots traded at 15,910. Major business was contributed by Gold amounting to PKR 9.101 billion, followed by Currencies through COTS (PKR 3.555 billion), Crude Oil (PKR 1.493 billion), Silver (PKR 888.553 million), NSDQ 100 (PKR 886.760 million), Platinum (PKR 522.918 million), Natural Gas (PKR 287.985 million), DJ (PKR 255.876 million), SP500 (PKR 185.167 million), Copper (PKR 41.980 million) and Brent (PKR 5.623 million).

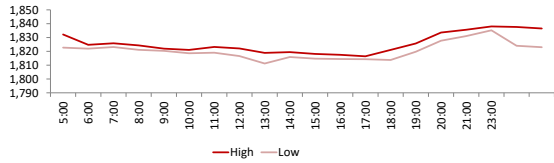


PMEX Price Return Summary

Statistics	Gold	Silver	Crude Oil	Copper	DJ	SP500	NSDQ	EURUSD	GBPUSD	JPYUSD
Return Close/Open %	↑ 0.52%	↑ 1.40%	↑ 1.43%	↑ 1.65%	↓ -0.85%	↓ -0.43%	↓ -0.43%	↓ -0.56%	↓ -0.32%	↓ -0.32%
Difference in Open and Close (\$)	9.5	0.290	1.08	0.07	-279	-52.00	-52.00	-155.0000	-0.0034	-0.0038
Range Day (Max- Min)/Open %	0.01	0.03	0.04	0.03	0.01	0.01	0.00	0.00	0.01	0.98
Difference in Maximum and Minimum (\$)	27.2	0.62	2.70	0.10	442	167.00	46.25	0.01	0.01	1.18
Average Return (1 Hour) %	0.16	0.43	0.72	0.56	0.21	0.34	0.27	0.16	0.14	0.12
Volatility (1 Hour) %	0.10	0.22	0.38	0.33	0.10	0.17	0.11	0.04	0.06	0.03
Return to Volatility Ratio (1 Hour)	1.673	1.968	1.899	1.717	2.190	1.964	2.480	3.518	2.540	4.815
Intraday Volatility %	0.44	0.99	1.74	1.49	0.45	0.79	0.50	0.21	0.26	0.12

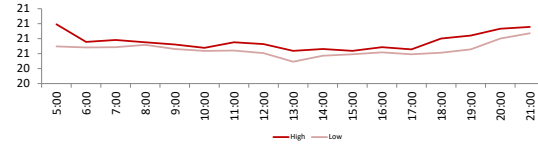
PMEX Hourly Price Movements

GOLD USD / t Oz



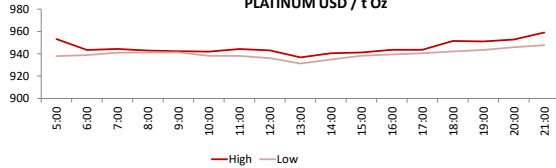
High 1838.4
Low 1811.2
Open 1824.4
Close 1833.9

SILVER USD / t Oz



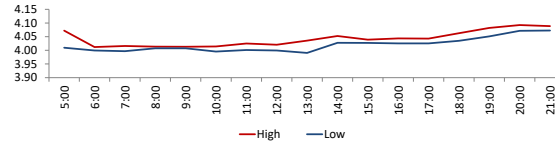
High 21.112
Low 20.492
Open 20.733
Close 21.023

PLATINUM USD / t Oz



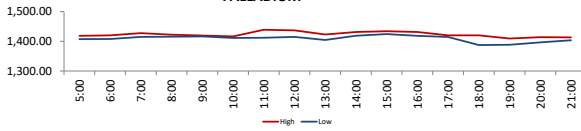
High 961.8
Low 931.3
Open 941.3
Close 955.5

COPPER USD per pound



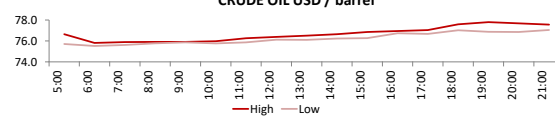
High 4.0925
Low 3.9905
Open 4.0088
Close 4.075

PALLADIUM



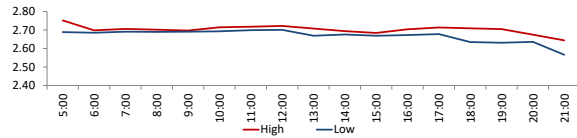
2245.5
2254.5
2241.5
2164

CRUDE OIL USD / barrel



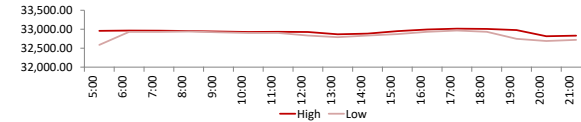
High 77.8
Low 75.1
Open 75.74
Close 76.82

NATURAL GAS USD/mmbtu



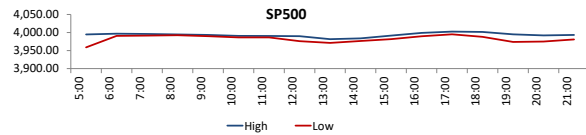
High 2.783
Low 2.566
Open 2.722
Close 2.774

DJ



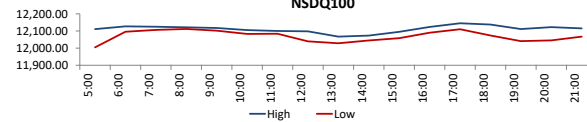
High 33029
Low 32587
Open 32936
Close 32657

SP500



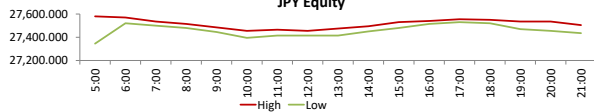
High 4005
Low 3958.75
Open 12093
Close 12041

NSDQ100



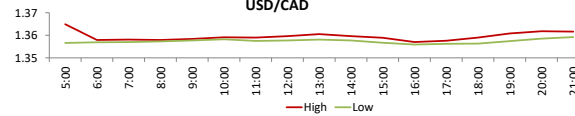
High 4005
Low 3958.75
Open 12093
Close 12041

JPY Equity

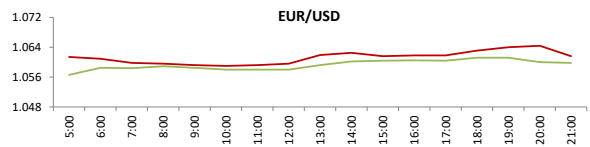


High 2259
Low 2261.5
Open 2263.5
Close 2253

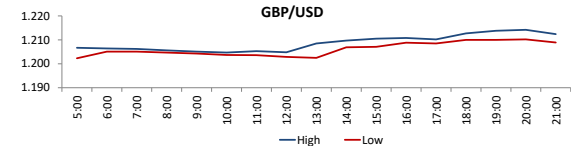
USD/CAD



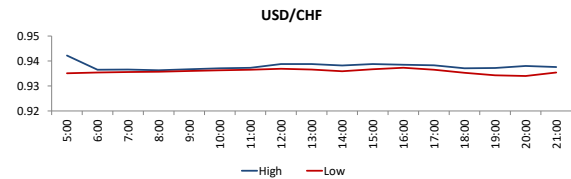
High 1.3649
Low 1.3559
Open 27540
Close 27385



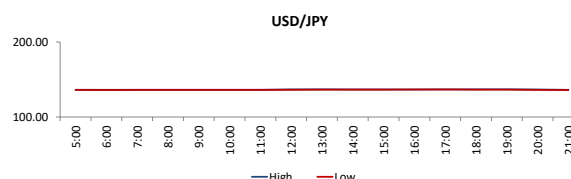
High 0.6756
 Low 0.6702
 Open 136.236
 Close 0.6729



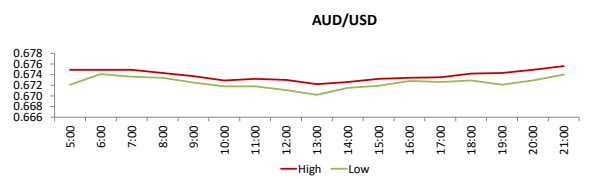
High 1.2142
 Low 1.2014
 Open 1.061
 Close 1.0576



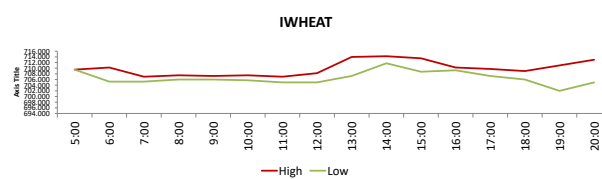
High 0.9422
 Low 0.934
 Open 1.3575
 Close 1.3646



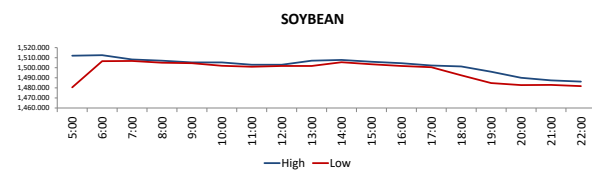
High 136.909
 Low 135.725
 Open 1.2063
 Close 1.2025



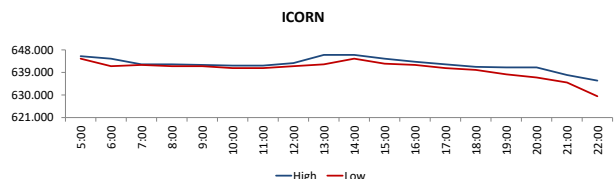
High 0.6756
 Low 0.6702
 Open 136.236
 Close 0.6729



High 726.5
 Low 712
 Open 725.25
 Close 725.25



High 1512.5
 Low 1480
 Open 644
 Close 630.5



High 646
 Low 629.5
 Open 84.88
 Close 83.95

DISCLAIMER: This report is for information purpose only and does not constitute an offer or solicitation to make an investment in Commodity Futures Contracts which carries risk. Any views, expressions or opinions expressed in this report are solely for providing information to readers. Figures appearing in the report are although taken from reliable sources as presented however, we are not taking any responsibility about its accuracy, completeness and any decision taken on the basis of such information.

For subscription and further information please contact us at:
 UAN: +92-21-111-11-PMEX (7639) | Email: info@pmex.com.pk | Web: www.pmex.com.pk