

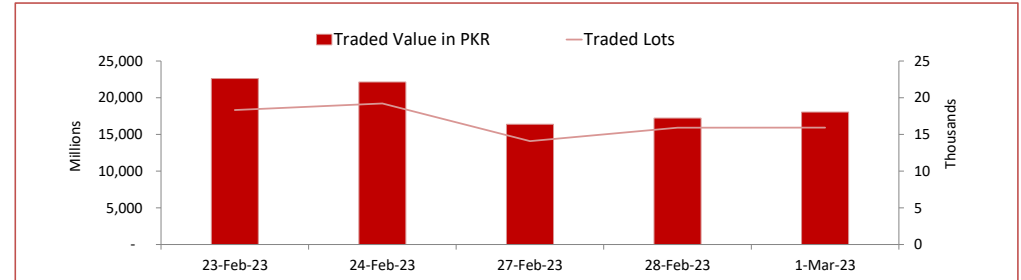
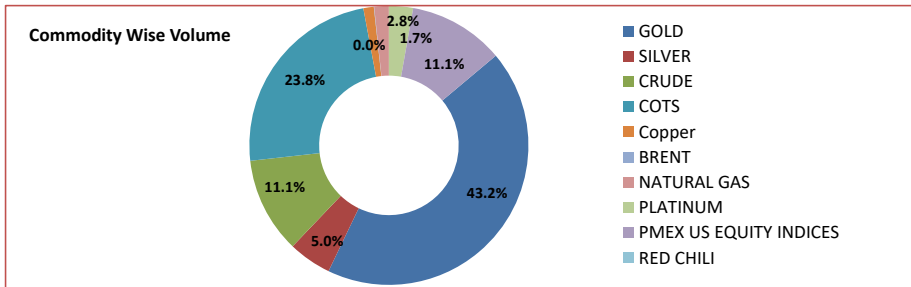
PMEX Daily Statistical Report

Thursday, March 2, 2023



PMEX Market Overview

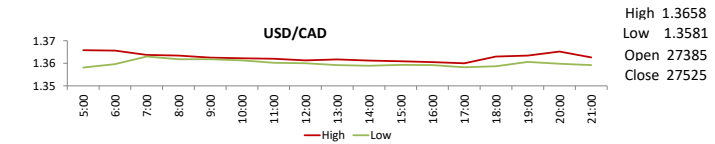
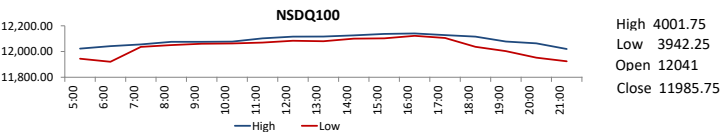
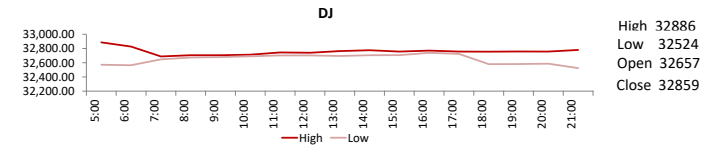
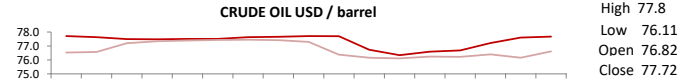
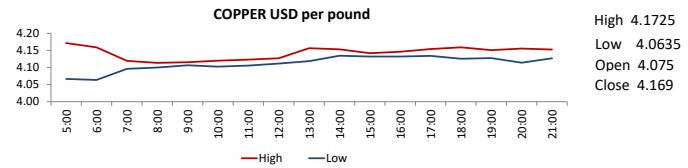
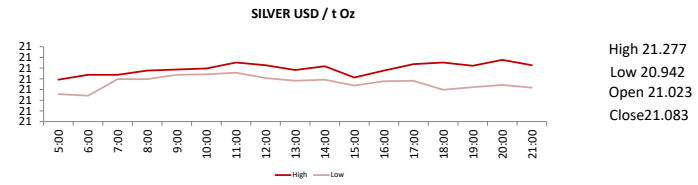
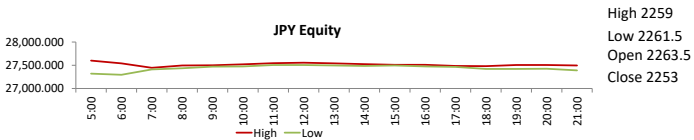
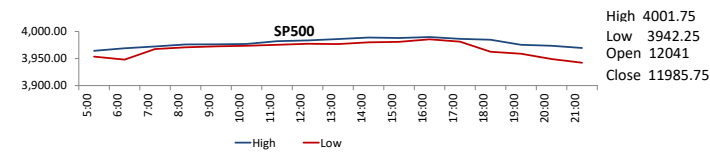
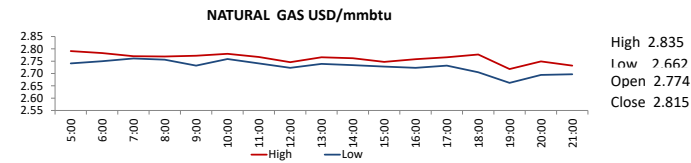
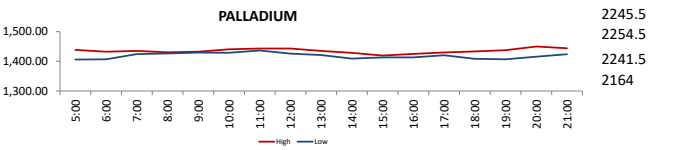
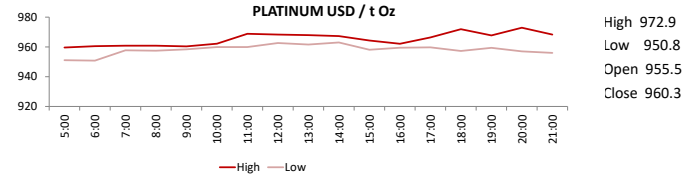
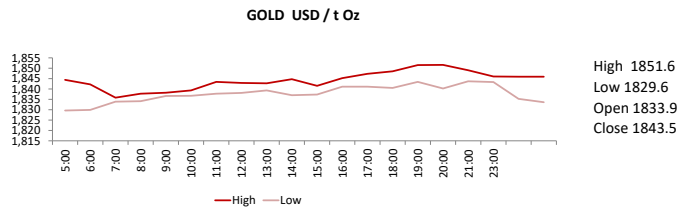
On Wednesday at PMEX the traded value of Metals, Energy, COTS/FX and indices was recorded at PKR 18.050 billion and the number of lots traded at 15,925. Major business was contributed by Gold amounting to PKR 7.804 billion, followed by Currencies through COTS (PKR 4.300 billion), Crude Oil (PKR 2.005 billion), NSDQ 100 (PKR 1.317 billion), Silver (PKR 902.801 million), Platinum (PKR 503.696 million), DJ (PKR 376.001 million), SP 500 (PKR 310.143 million), Natural Gas (PKR 304.172 million), Copper (PKR 217.830 million) and Brent (PKR 7.860 million).

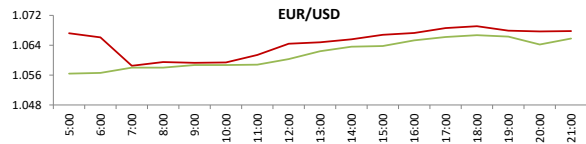


PMEX Price Return Summary

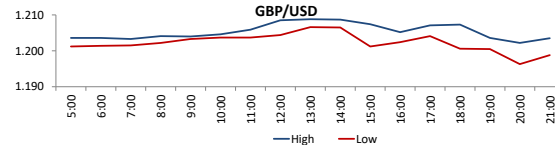
Statistics	Gold	Silver	Crude Oil	Copper	DJ	SP500	NSDQ	EURUSD	GBPUSD	JPYUSD
Return Close/Open %	↑ 0.52%	↑ 0.29%	↑ 1.17%	↑ 2.31%	↑ 0.62%	↓ -0.46%	↓ -0.46%	↑ 0.51%	↑ 0.88%	↑ 0.02%
Difference in Open and Close (\$)	9.6	0.060	0.90	0.09	202	-55.25	-55.25	140.0000	0.0093	0.0003
Range Day (Max- Min)/Open %	0.01	0.02	0.02	0.03	0.01	0.02	0.00	0.00	0.01	1.02
Difference in Maximum and Minimum (\$)	22.0	0.34	1.69	0.11	362	250.75	59.50	0.01	0.01	1.22
Average Return (1 Hour) %	0.16	0.43	0.72	0.56	0.21	0.34	0.27	0.16	0.14	0.12
Volatility (1 Hour) %	0.10	0.22	0.38	0.33	0.10	0.17	0.11	0.04	0.06	0.03
Return to Volatility Ratio (1 Hour)	1.673	1.968	1.899	1.717	2.190	1.964	2.480	3.518	2.540	4.815
Intraday Volatility %	0.44	0.99	1.74	1.49	0.45	0.79	0.50	0.21	0.26	0.12

PMEX Hourly Price Movements

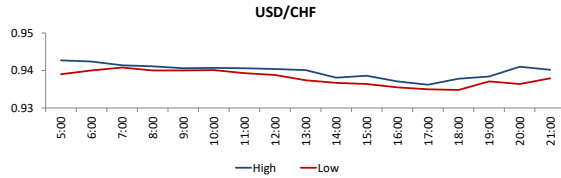




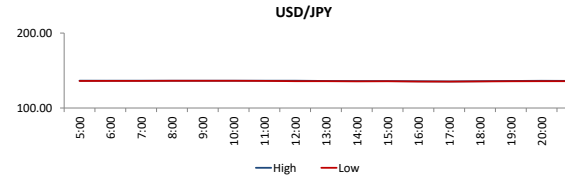
High 0.6783
 Low 0.6693
 Open 136.233
 Close 0.6759



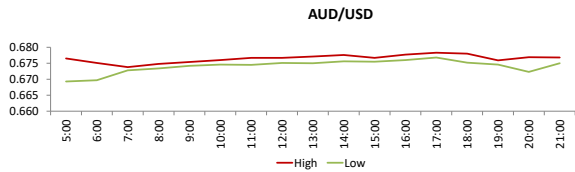
High 1.2088
 Low 1.1963
 Open 1.0576
 Close 1.0669



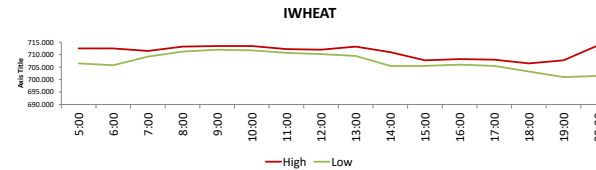
High 0.9427
 Low 0.9348
 Open 1.3646
 Close 1.3592



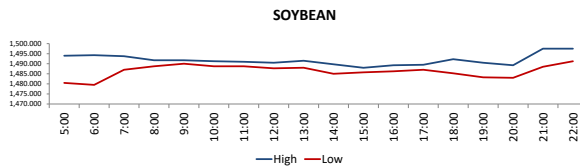
High 136.461
 Low 135.238
 Open 1.2025
 Close 1.2028



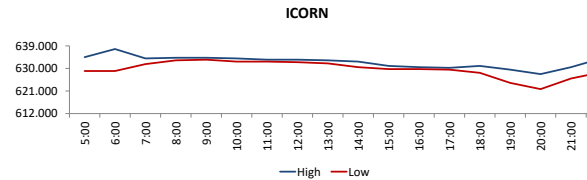
High 0.6783
 Low 0.6693
 Open 136.233
 Close 0.6759



High 726.5
 Low 712
 Open 725.25
 Close 725.25



High 1497.5
 Low 1479.5
 Open 630.5
 Close 636



High 637.75
 Low 621.75
 Open 83.95
 Close 86

DISCLAIMER: This report is for information purpose only and does not constitute an offer or solicitation to make an investment in Commodity Futures Contracts which carries risk. Any views, expressions or opinions expressed in this report are solely for providing information to readers. Figures appearing in the report are although taken from reliable sources as presented however, we are not taking any responsibility about its accuracy, completeness and any decision taken on the basis of such information.

For subscription and further information please contact us at:

UAN: +92-21-111-11-PMEX (7639) | Email: info@pmex.com.pk | Web: www.pmex.com.pk