

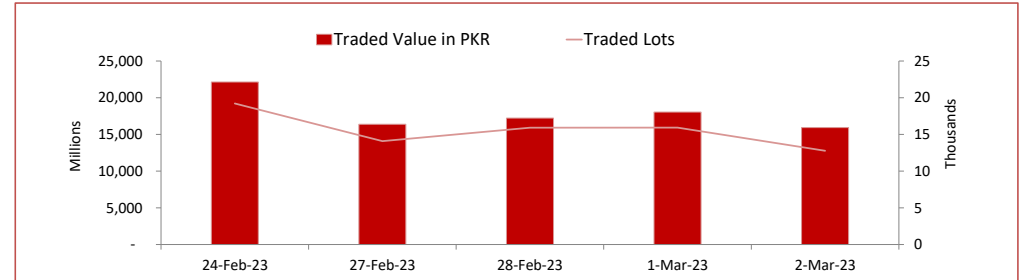
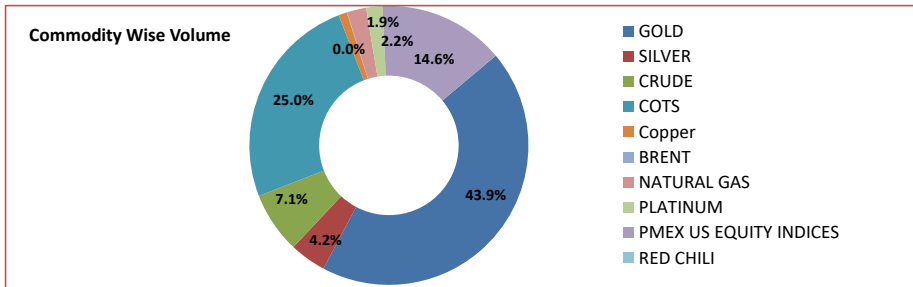
PMEX Daily Statistical Report

Friday, March 3, 2023



PMEX Market Overview

On Thursday at PMEX the traded value of Metals, Energy, COTS/FX and indices was recorded at PKR 15.929 billion and the number of lots traded at 12,769. Major business was contributed by Currencies through Gold amounting to PKR 6.993 billion, followed by COTS (PKR 3.988 billion), NSDQ100 (PKR 1.576 billion), Crude (PKR 1.131 billion), Silver (PKR 671.889 million), DJ (PKR 542.124 million), Natural Gas (PKR 354.391 million), Platinum (PKR 302.266 million), SP500 (PKR 201.863 million), Copper (PKR 154.581 million), Brent (PKR 7.418 million) and Japan Equity 225 / USD (PKR 7.339 million). In Agricultural Commodities, 3 lots of Cotton amounting to PKR 3.369 million were traded.

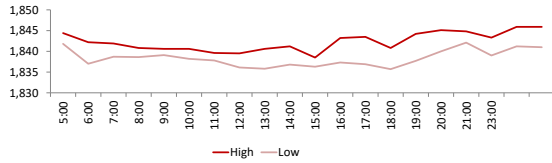


PMEX Price Return Summary

Statistics	Gold	Silver	Crude Oil	Copper	DJ	SP500	NSDQ	EURUSD	GBPUSD	JPYUSD
Return Close/Open %	↓ -0.08%	↓ -0.44%	↑ 0.23%	↓ -2.28%	↑ 0.47%	↑ 0.56%	↑ 0.56%	↑ 0.69%	↓ -0.67%	↓ -0.66%
Difference in Open and Close (\$)	-1.5	-0.093	0.18	-0.09	156	67.50	67.50	190.0000	-0.0072	-0.0079
Range Day (Max- Min)/Open %	0.01	0.02	0.02	0.03	0.02	0.02	0.01	0.00	0.01	0.88
Difference in Maximum and Minimum (\$)	10.2	0.38	1.36	0.13	523	263.50	70.00	0.01	0.01	1.05
Average Return (1 Hour) %	0.16	0.43	0.72	0.56	0.21	0.34	0.27	0.16	0.14	0.12
Volatility (1 Hour) %	0.10	0.22	0.38	0.33	0.10	0.17	0.11	0.04	0.06	0.03
Return to Volatility Ratio (1 Hour)	1.673	1.968	1.899	1.717	2.190	1.964	2.480	3.518	2.540	4.815
Intraday Volatility %	0.44	0.99	1.74	1.49	0.45	0.79	0.50	0.21	0.26	0.12

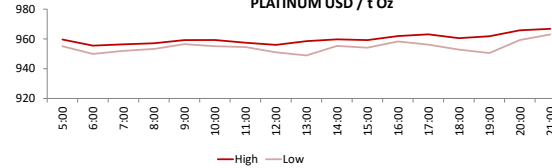
PMEX Hourly Price Movements

GOLD USD / t Oz



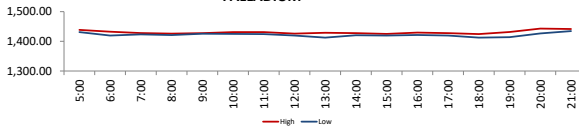
High 1845.9
Low 1835.7
Open 1843.5
Close 1842

PLATINUM USD / t Oz



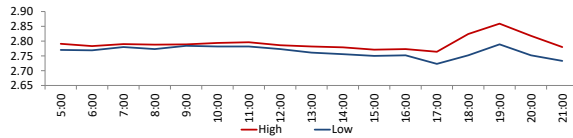
High 967.4
Low 948.9
Open 960.3
Close 964.8

PALLADIUM



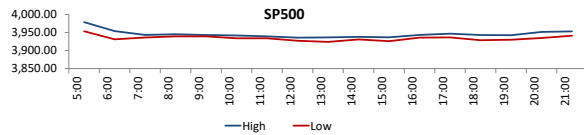
2245.5
2254.5
2241.5
2164

NATURAL GAS USD/mmbtu



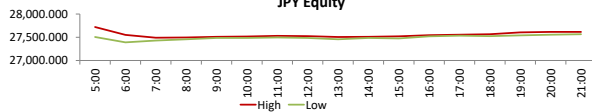
High 2.859
Low 2.707
Open 2.815
Close 2.789

SP500



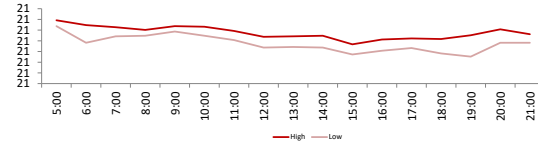
High 3994
Low 3924
Open 11985.75
Close 12053.25

JPY Equity



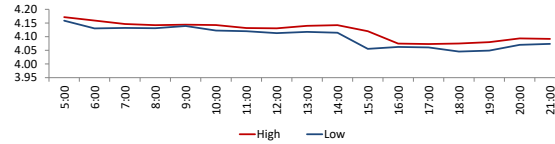
High 2259
Low 2261.5
Open 2263.5
Close 2253

SILVER USD / t Oz



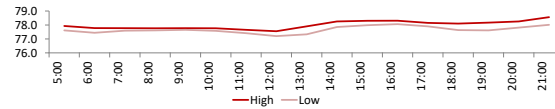
High 21.127
Low 20.752
Open 21.083
Close 20.99

COPPER USD per pound



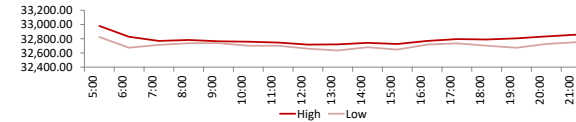
High 4.1725
Low 4.0455
Open 4.169
Close 4.074

CRUDE OIL USD / barrel



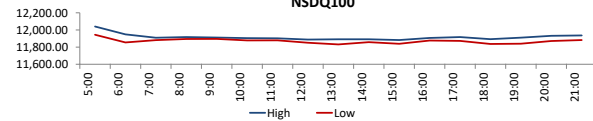
High 78.56
Low 77.2
Open 77.72
Close 77.9

DJ



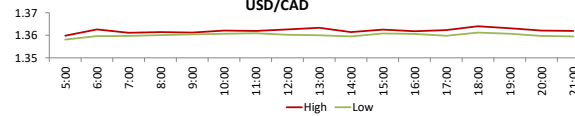
High 33101
Low 32578
Open 32859
Close 33015

NSDQ100

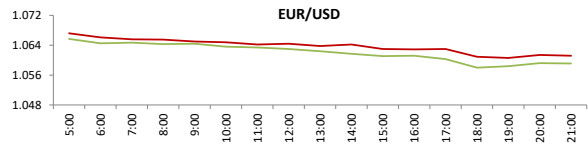


High 3994
Low 3924
Open 11985.75
Close 12053.25

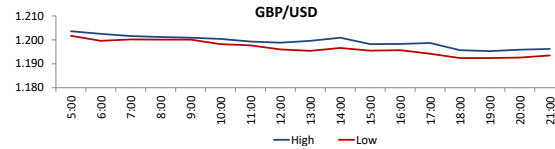
USD/CAD



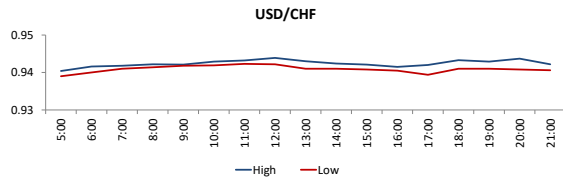
High 1.364
Low 1.3581
Open 1.36
Close 1.3715



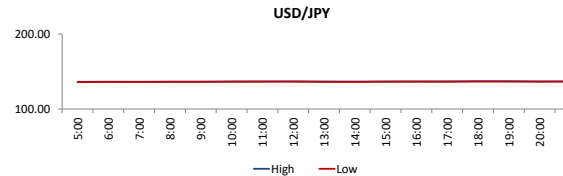
High 0.6765
 Low 0.6705
 Open 136.198
 Close 0.6731



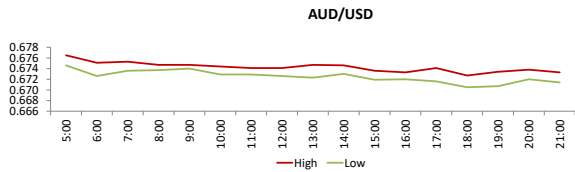
High 1.2036
 Low 1.1923
 Open 1.0669
 Close 1.0597



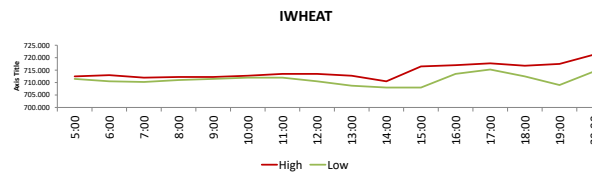
High 0.9439
 Low 0.939
 Open 1.3592
 Close 1.3597



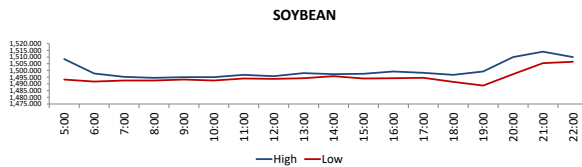
High 137.085
 Low 136.036
 Open 1.2078
 Close 1.1949



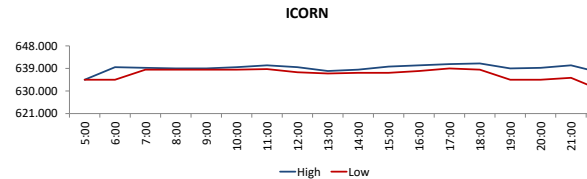
High 0.6765
 Low 0.6705
 Open 136.198
 Close 0.6731



High 726.5
 Low 712
 Open 725.25
 Close 725.25



High 1514
 Low 1488.75
 Open 636
 Close 633.25



High 641
 Low 630.25
 Open 86
 Close 84.04

DISCLAIMER: This report is for information purpose only and does not constitute an offer or solicitation to make an investment in Commodity Futures Contracts which carries risk. Any views, expressions or opinions expressed in this report are solely for providing information to readers. Figures appearing in the report are although taken from reliable sources as presented however, we are not taking any responsibility about its accuracy, completeness and any decision taken on the basis of such information.

For subscription and further information please contact us at:

UAN: +92-21-111-11-PMEX (7639) | Email: info@pmex.com.pk | Web: www.pmex.com.pk