

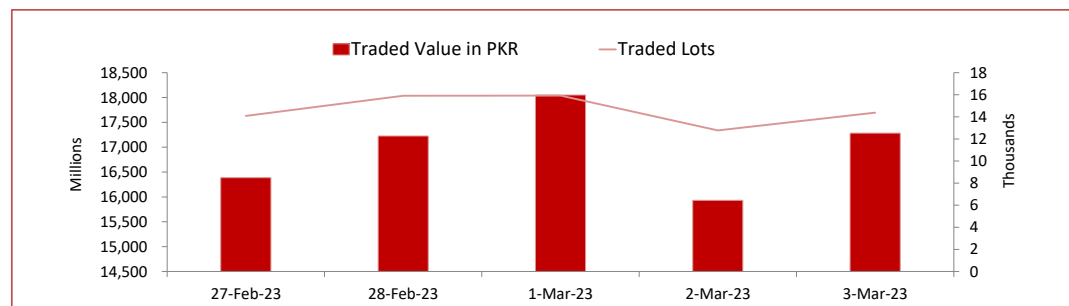
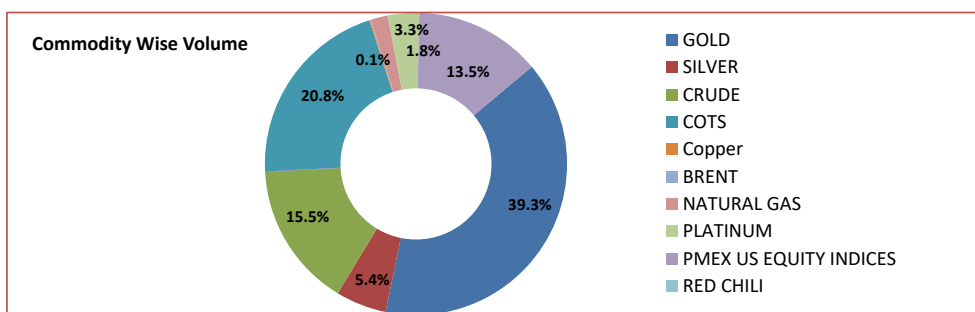
PMEX Daily Statistical Report

Monday, March 6, 2023



PMEX Market Overview

On Friday at PMEX the traded value of Metals, Energy, COTS/FX and indices was recorded at PKR 17.272 billion and the number of lots traded at 14,371. Major business was contributed by Gold amounting to PKR 6.798 billion, followed by Currencies through COTS (PKR 3.592 billion), Crude Oil (PKR 2.676 billion), NSDQ 100 (PKR 1.420 billion), Silver (PKR 939.731 million), DJ (PKR 653.151 million), Platinum (PKR 578.400 million), Natural Gas (PKR 312.346 million), SP 500 (PKR 236.855 million), Japan Equity (PKR 29.715 million), Copper (PKR 20.978 million) and Brent (PKR 14.066 million). In Agricultural commodities, 8 lots of Cotton amounting to PKR 9.601 million were traded.

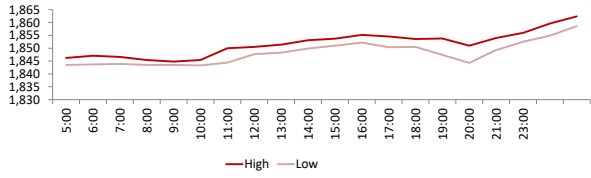


PMEX Price Return Summary

Statistics	Gold	Silver	Crude Oil	Copper	DJ	SP500	NSDQ	EURUSD	GBPUSD	JPYUSD
Return Close/Open %	↑ 1.11%	↑ 1.86%	↑ 2.54%	↓ -0.09%	↑ 1.20%	↑ 2.28%	↑ 2.28%	↑ 1.80%	↑ 0.35%	↑ 0.80%
Difference in Open and Close (\$)	20.5	0.391	1.98	0.00	395	274.50	274.50	500.0000	0.0037	0.0096
Range Day (Max- Min)/Open %	0.01	0.02	0.05	0.01	0.01	0.03	0.01	0.00	0.01	0.86
Difference in Maximum and Minimum (\$)	19.1	0.46	4.06	0.06	475	316.25	78.75	0.01	0.01	1.03
Average Return (1 Hour) %	0.16	0.43	0.72	0.56	0.21	0.34	0.27	0.16	0.14	0.12
Volatility (1 Hour) %	0.10	0.22	0.38	0.33	0.10	0.17	0.11	0.04	0.06	0.03
Return to Volatility Ratio (1 Hour)	1.673	1.968	1.899	1.717	2.190	1.964	2.480	3.518	2.540	4.815
Intraday Volatility %	0.44	0.99	1.74	1.49	0.45	0.79	0.50	0.21	0.26	0.12

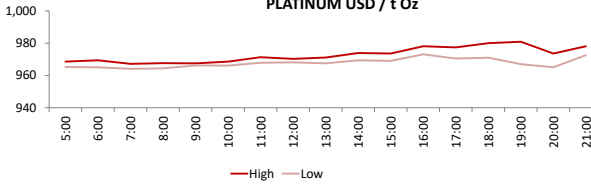
PMEX Hourly Price Movements

GOLD USD / t Oz



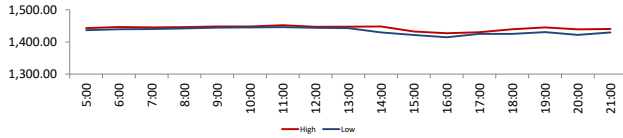
High 1862.4
Low 1843.3
Open 1842
Close 1862.5

PLATINUM USD / t Oz



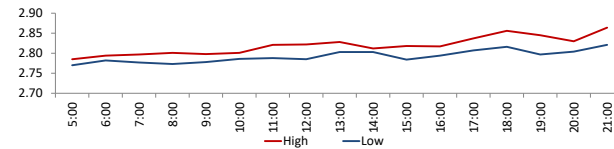
High 985.9
Low 964.1
Open 964.8
Close 984.5

PALLADIUM



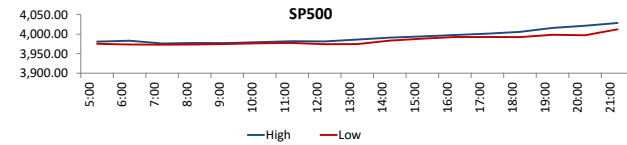
2245.5
2254.5
2241.5
2164

NATURAL GAS USD/mmbtu



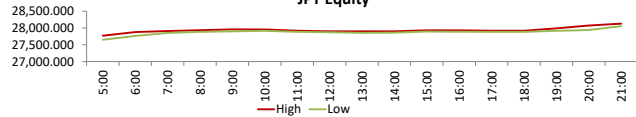
High 3.024
Low 2.77
Open 2.789
Close 3.016

SP500



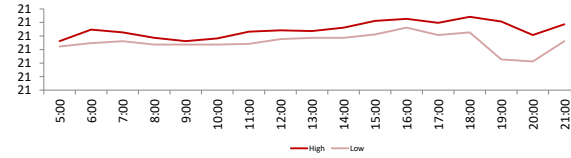
High 4051.75
Low 3973
Open 12053.25
Close 12327.75

JPY Equity



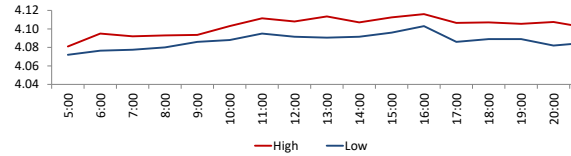
High 2259
Low 2261.5
Open 2263.5
Close 2253

SILVER USD / t Oz



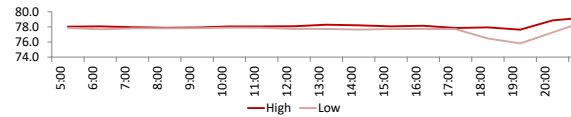
High 21.372
Low 20.912
Open 20.99
Close 21.381

COPPER USD per pound



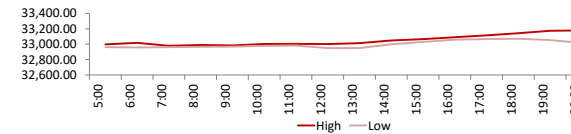
High 4.116
Low 4.0585
Open 4.074
Close 4.075

CRUDE OIL USD / barrel



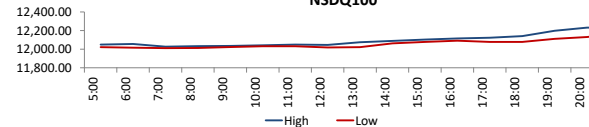
High 79.87
Low 75.81
Open 77.9
Close 79.88

DJ



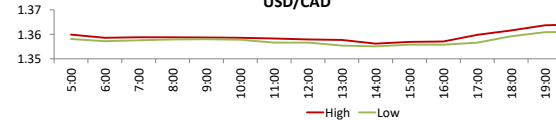
High 33424
Low 32949
Open 33015
Close 33410

NSDQ100

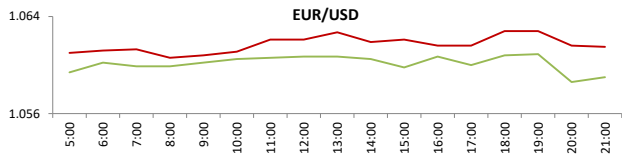


High 4051.75
Low 3973
Open 12053.25
Close 12327.75

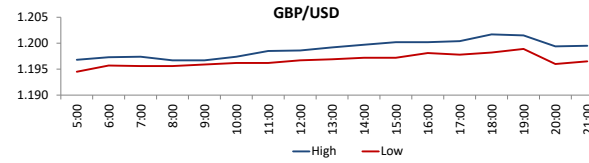
USD/CAD



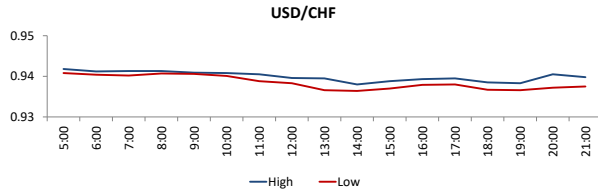
High 1.3641
Low 1.3551
Open 1.355
Close 1.36215



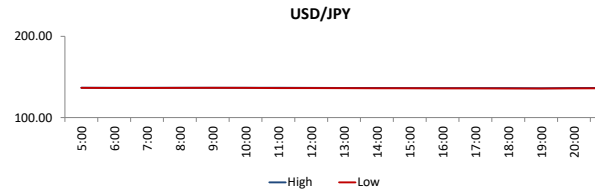
High 0.6772
 Low 0.6725
 Open 136.767
 Close 0.677



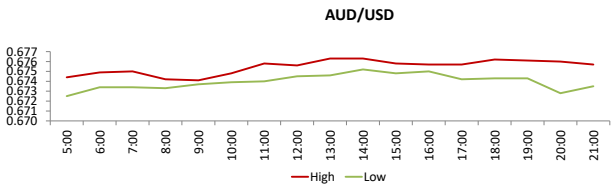
High 1.2046
 Low 1.1945
 Open 1.0597
 Close 1.0634



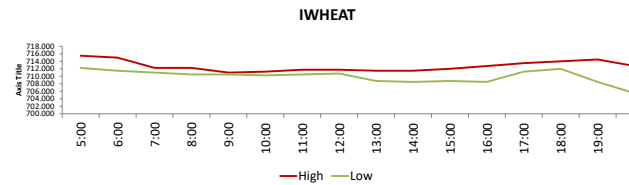
High 0.9418
 Low 0.9352
 Open 1.3597
 Close 1.3598



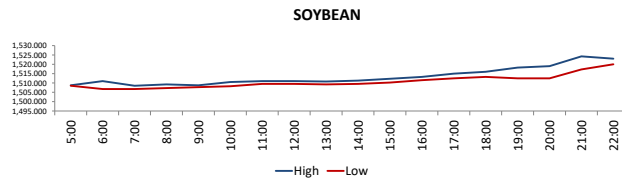
High 136.76
 Low 135.726
 Open 1.1949
 Close 1.2045



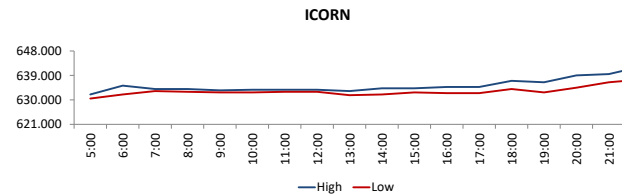
High 0.6772
 Low 0.6725
 Open 136.767
 Close 0.677



High 726.5
 Low 712
 Open 725.25
 Close 725.25



High 1524.25
 Low 1506.75
 Open 633.25
 Close 640.75



High 642.25
 Low 630.5
 Open 84.04
 Close 84.18

DISCLAIMER: This report is for information purpose only and does not constitute an offer or solicitation to make an investment in Commodity Futures Contracts which carries risk. Any views, expressions or opinions expressed in this report are solely for providing information to readers. Figures appearing in the report are although taken from reliable sources as presented however, we are not taking any responsibility about its accuracy, completeness and any decision taken on the basis of such information.

For subscription and further information please contact us at:

UAN: +92-21-111-11-PMEX (7639) | Email: info@pmex.com.pk | Web: www.pmex.com.pk