

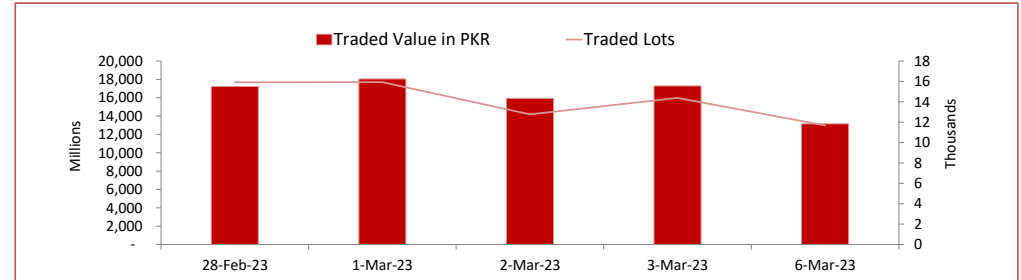
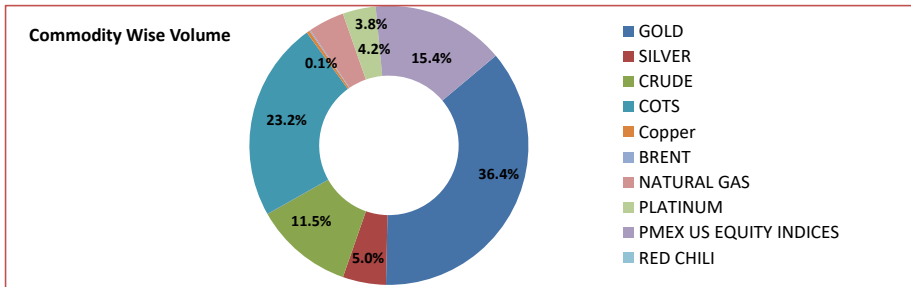
PMEX Daily Statistical Report

Tuesday, March 7, 2023



PMEX Market Overview

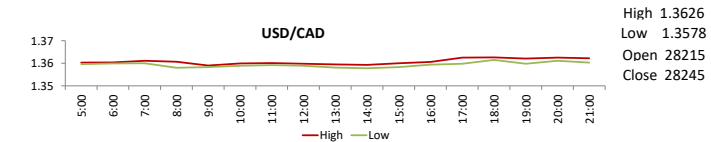
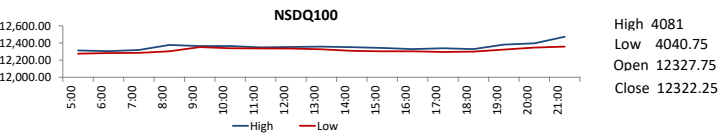
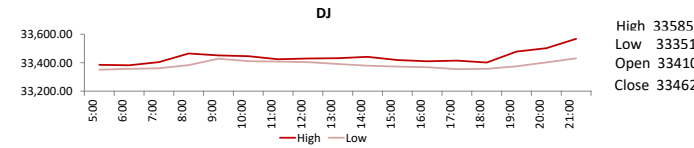
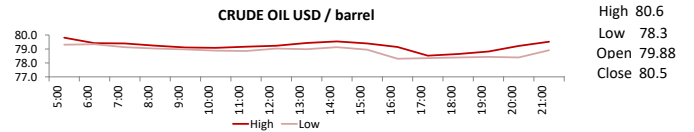
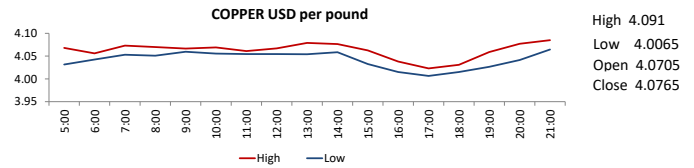
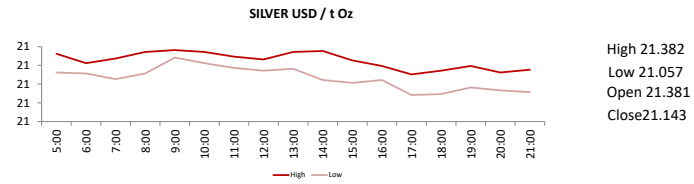
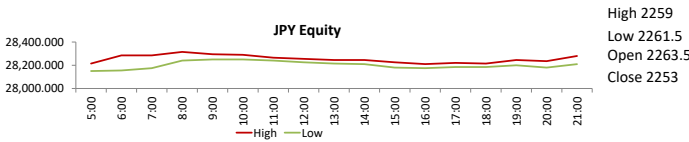
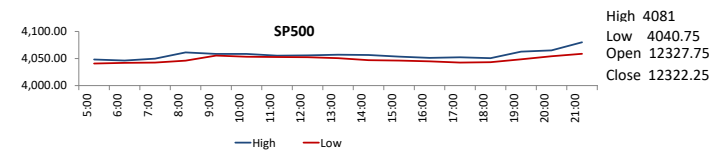
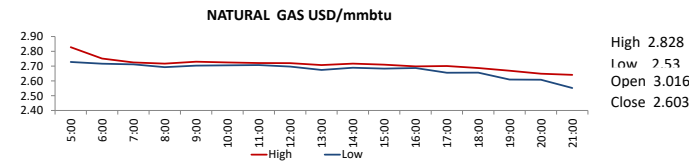
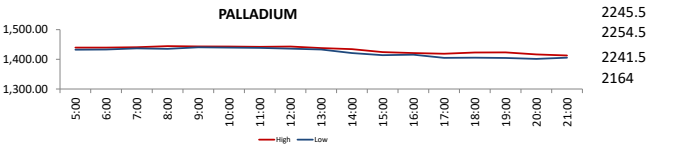
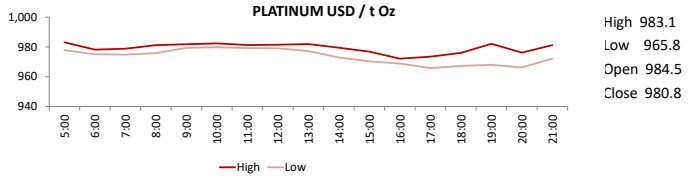
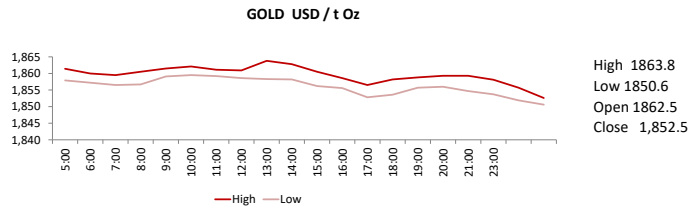
On Monday, at PMEX the traded value of Metals, Energy, COTS/FX and indices was recorded at PKR 13.142 billion and the number of lots traded at 11,681. Major business was contributed by Gold amounting to PKR 4.791 billion, followed by Currencies through COTS (PKR 3.045 billion), Crude Oil (PKR 1.505 billion), NSDQ 100 (PKR 1.338 billion), Silver (PKR 658.611 million), Natural Gas (PKR 549.526 million), DJ (PKR 531.052 million), Platinum (PKR 503.762 million), SP500 (PKR 148.266 million), Copper (PKR 47.404 million), Brent (PKR 16.438 million) and Japan Equity (PKR 7.876 million). In Agricultural Commodities, 3 lots of Cotton amounting to PKR 3.520 million were traded.

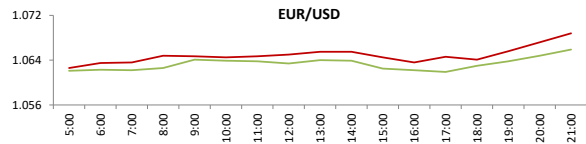


PMEX Price Return Summary

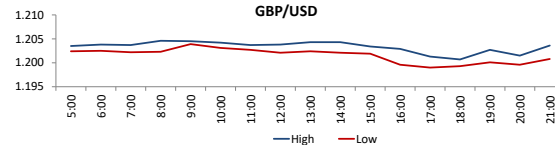
Statistics	Gold	Silver	Crude Oil	Copper	DJ	SP500	NSDQ	EURUSD	GBPUSD	JPYUSD
Return Close/Open %	#VALUE! ↓	-1.11%	↑ 0.78%	↑ 0.15%	↑ 0.16%	↓ -0.04%	↓ -0.04%	↑ 0.11%	↑ 0.46%	↓ -0.15%
Difference in Open and Close (\$)	#VALUE!	-0.238	0.62	0.01	52	-5.50	-5.50	30.0000	0.0049	-0.0018
Range Day (Max- Min)/Open %	#VALUE!	0.02	0.03	0.02	0.01	0.02	0.00	0.00	0.01	0.69
Difference in Maximum and Minimum (\$)	13.2	0.33	2.30	0.08	234	209.50	40.25	0.01	0.01	0.83
Average Return (1 Hour) %	0.16	0.43	0.72	0.56	0.21	0.34	0.27	0.16	0.14	0.12
Volatility (1 Hour) %	0.10	0.22	0.38	0.33	0.10	0.17	0.11	0.04	0.06	0.03
Return to Volatility Ratio (1 Hour)	1.673	1.968	1.899	1.717	2.190	1.964	2.480	3.518	2.540	4.815
Intraday Volatility %	0.44	0.99	1.74	1.49	0.45	0.79	0.50	0.21	0.26	0.12

PMEX Hourly Price Movements

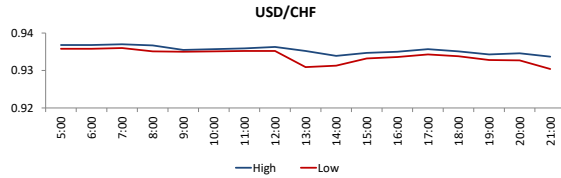




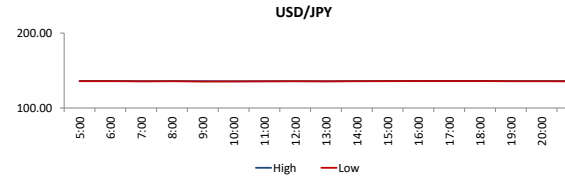
High 0.6767
 Low 0.6712
 Open 135.84
 Close 0.6731



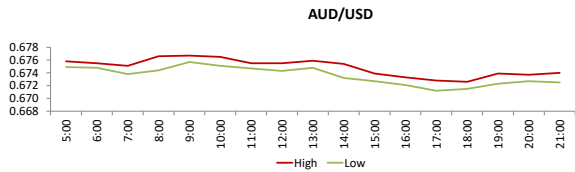
High 1.2047
 Low 1.199
 Open 1.0634
 Close 1.0683



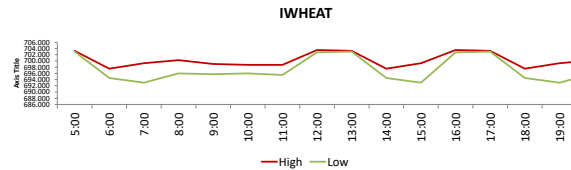
High 0.937
 Low 0.93
 Open 1.3598
 Close 1.3613



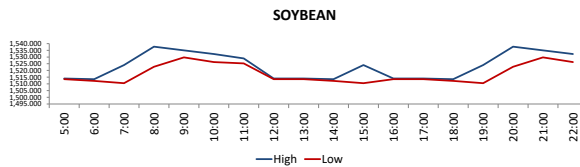
High 136.18
 Low 135.349
 Open 1.2045
 Close 1.2027



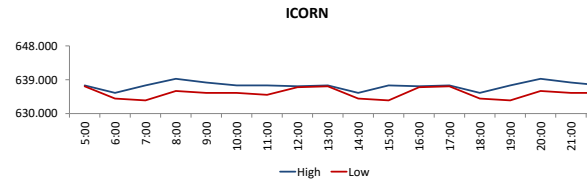
High 0.6767
 Low 0.6712
 Open 135.84
 Close 0.6731



High 726.5
 Low 712
 Open 725.25
 Close 725.25



High 1537.75
 Low 1510.5
 Open 640.75
 Close 636.25



High 639.25
 Low 633.5
 Open 84.18
 Close 85.02

DISCLAIMER: This report is for information purpose only and does not constitute an offer or solicitation to make an investment in Commodity Futures Contracts which carries risk. Any views, expressions or opinions expressed in this report are solely for providing information to readers. Figures appearing in the report are although taken from reliable sources as presented however, we are not taking any responsibility about its accuracy, completeness and any decision taken on the basis of such information.

For subscription and further information please contact us at:

UAN: +92-21-111-11-PMEX (7639) | Email: info@pmex.com.pk | Web: www.pmex.com.pk