

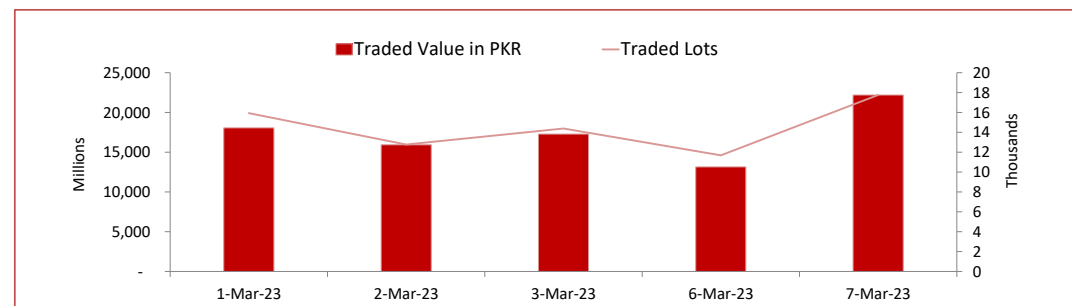
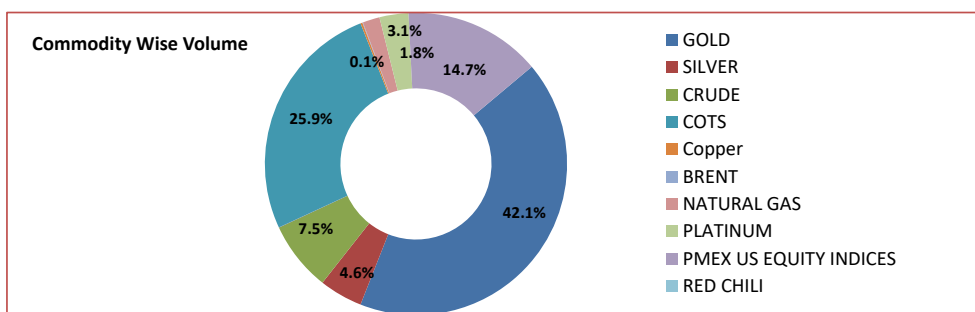
PMEX Daily Statistical Report

Wednesday, March 8, 2023



PMEX Market Overview

On Tuesday, at PMEX the traded value of Metals, Energy, COTS/FX and indices was recorded at PKR 22.180 billion and the number of lots traded at 17,751. Major business was contributed by Gold amounting to PKR 9.338 billion, followed by Currencies through COTS (PKR 5.749 billion), NSDQ 100 (PKR 1.952 billion), Crude Oil (PKR 1.655 billion), Silver (PKR 1.028 billion), DJ (PKR 916.514 million), Platinum (PKR 687.616 million), Natural Gas (PKR 404.505 million), SP500 (PKR 372.219 million), Copper (PKR 45.834 million), Japan Equity (PKR 15.737 million) and Brent (PKR 13.934 million). In Agricultural Commodities, 4 lots of Cotton amounting to PKR 4.622 million were traded.

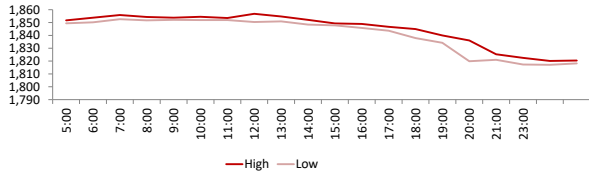


PMEX Price Return Summary

Statistics	Gold	Silver	Crude Oil	Copper	DJ	SP500	NSDQ	EURUSD	GBPUSD	JPYUSD
Return Close/Open %	↓ -1.88%	↓ -4.75%	↓ -4.10%	↓ -2.72%	↓ -1.77%	↓ -1.21%	↓ -1.21%	↓ -0.21%	↓ -1.25%	↓ -1.65%
Difference in Open and Close (\$)	-34.9	-1.005	-3.30	-0.11	-592	-149.00	-149.00	-60.0000	-0.0134	-0.0199
Range Day (Max- Min)/Open %	0.02	0.06	0.05	0.03	0.02	0.02	0.01	0.00	0.02	1.41
Difference in Maximum and Minimum (\$)	39.7	1.11	3.87	0.13	672	238.00	81.75	0.01	0.02	1.66
Average Return (1 Hour) %	0.16	0.43	0.72	0.56	0.21	0.34	0.27	0.16	0.14	0.12
Volatility (1 Hour) %	0.10	0.22	0.38	0.33	0.10	0.17	0.11	0.04	0.06	0.03
Return to Volatility Ratio (1 Hour)	1.673	1.968	1.899	1.717	2.190	1.964	2.480	3.518	2.540	4.815
Intraday Volatility %	0.44	0.99	1.74	1.49	0.45	0.79	0.50	0.21	0.26	0.12

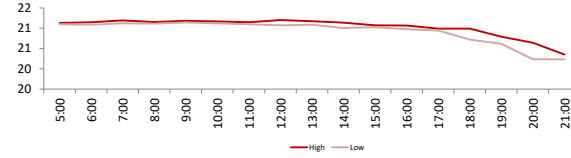
PMEX Hourly Price Movements

GOLD USD / t Oz



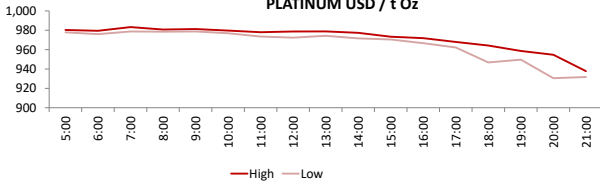
High 1856.8
Low 1817.1
Open 1852.5
Close 1817.6

SILVER USD / t Oz



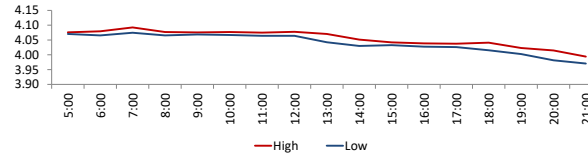
High 21.202
Low 20.092
Open 21.143
Close 20.138

PLATINUM USD / t Oz



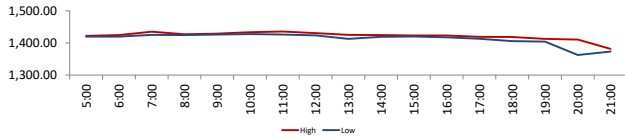
High 983.3
Low 930.5
Open 980.5
Close 934

COPPER USD per pound



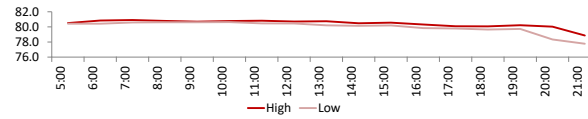
High 4.0925
Low 3.9615
Open 4.0765
Close 3.9658

PALLADIUM



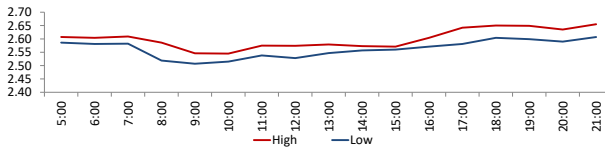
2245.5
2254.5
2241.5
2164

CRUDE OIL USD / barrel



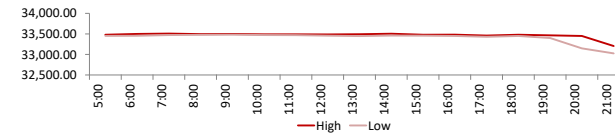
High 80.91
Low 77.04
Open 80.5
Close 77.2

NATURAL GAS USD/mmbtu



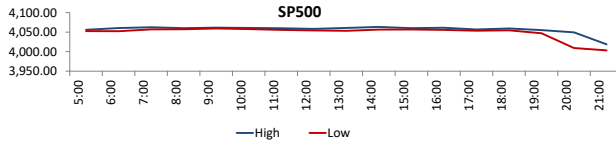
High 2.695
Low 2.507
Open 2.603
Close 2.659

DJ



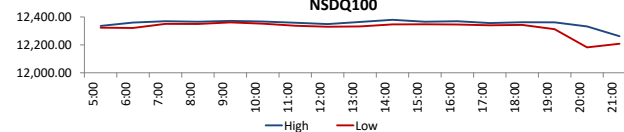
High 33508
Low 32836
Open 33462
Close 32870

SP500



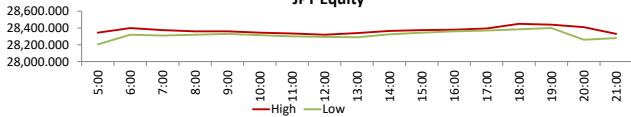
High 4063.25
Low 3981.5
Open 12322.25
Close 12173.25

NSDQ100



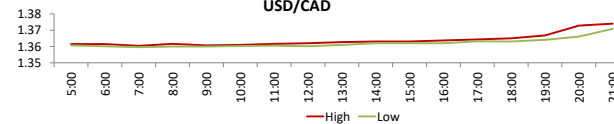
High 4063.25
Low 3981.5
Open 12322.25
Close 12173.25

JPY Equity

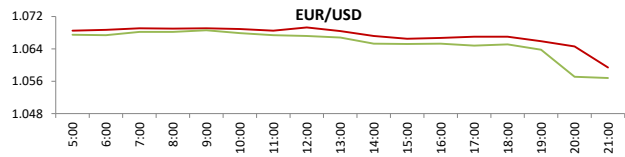


High 2259
Low 2261.5
Open 2263.5
Close 2253

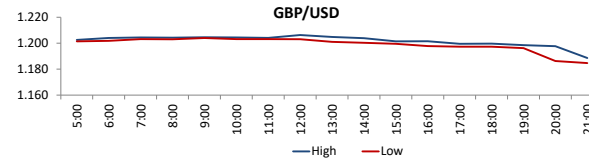
USD/CAD



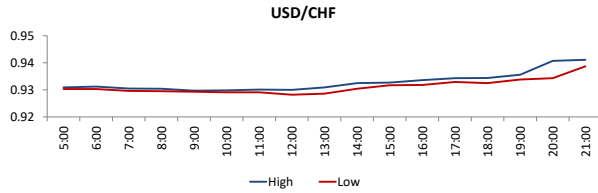
High 1.3758
Low 1.3596
Open 28245
Close 28185



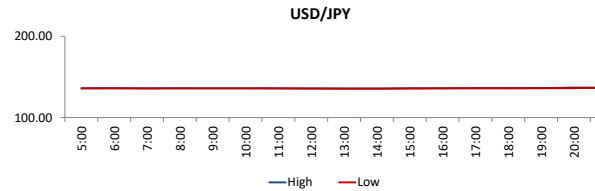
High 0.6745
 Low 0.6576
 Open 135.917
 Close 0.6585



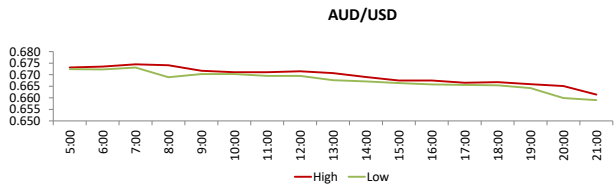
High 1.2063
 Low 1.1818
 Open 1.0683
 Close 1.0549



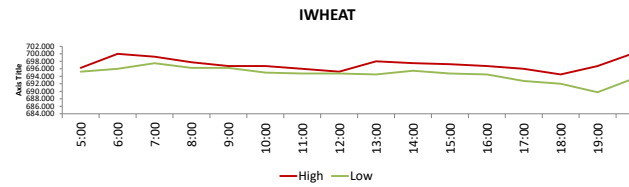
High 0.9422
 Low 0.9282
 Open 1.3613
 Close 1.3755



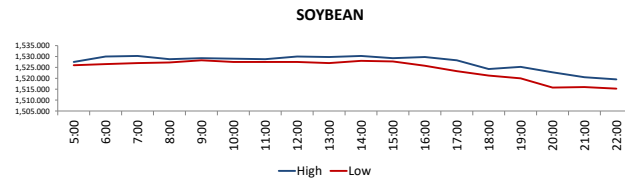
High 137.189
 Low 135.526
 Open 1.2027
 Close 1.1828



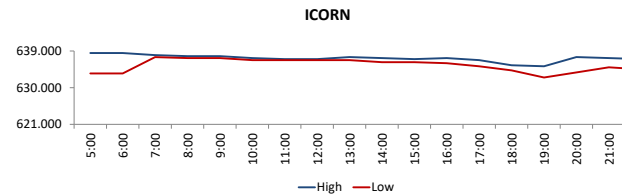
High 0.6745
 Low 0.6576
 Open 135.917
 Close 0.6585



High 726.5
 Low 712
 Open 725.25
 Close 725.25



High 1530.25
 Low 1513.5
 Open 636.25
 Close 635.25



High 638.5
 Low 632.5
 Open 85.02
 Close 82.66

DISCLAIMER: This report is for information purpose only and does not constitute an offer or solicitation to make an investment in Commodity Futures Contracts which carries risk. Any views, expressions or opinions expressed in this report are solely for providing information to readers. Figures appearing in the report are although taken from reliable sources as presented however, we are not taking any responsibility about its accuracy, completeness and any decision taken on the basis of such information.

For subscription and further information please contact us at:

UAN: +92-21-111-11-PMEX (7639) | Email: info@pmex.com.pk | Web: www.pmex.com.pk