

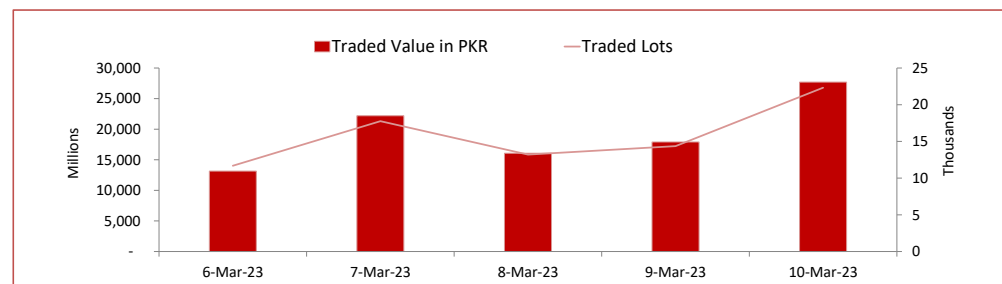
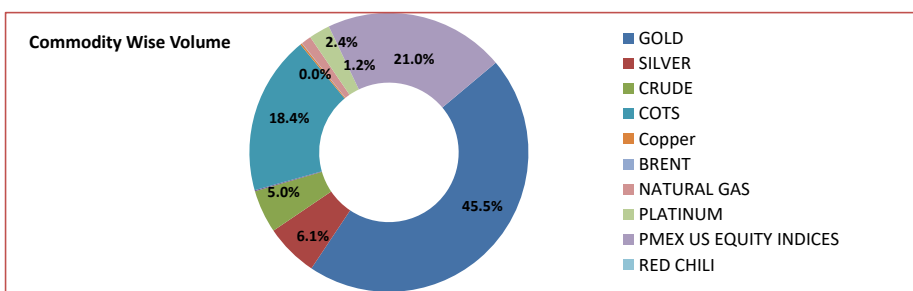
PMEX Daily Statistical Report

Monday, March 13, 2023



PMEX Market Overview

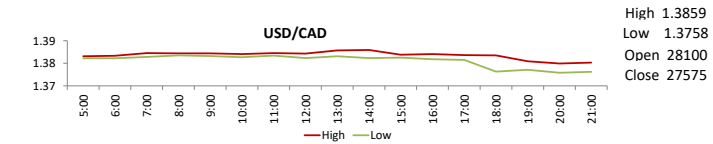
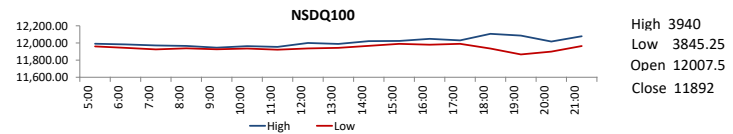
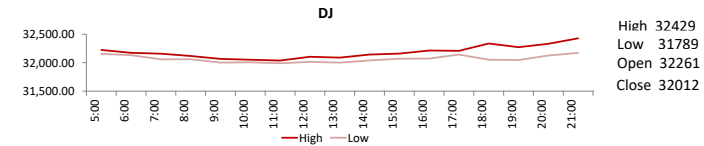
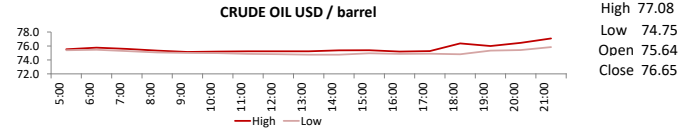
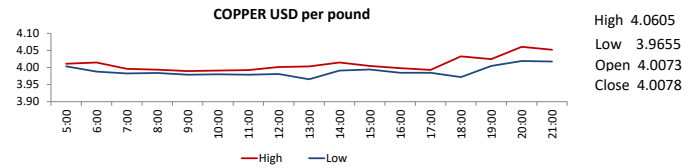
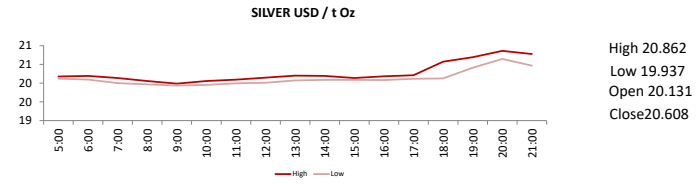
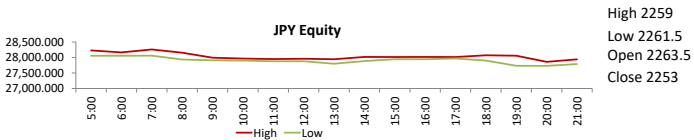
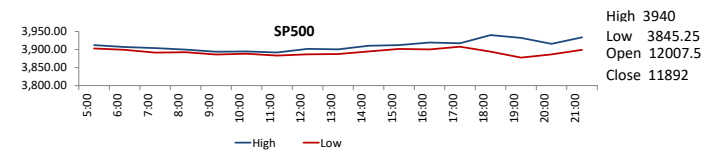
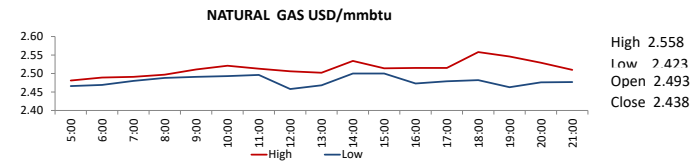
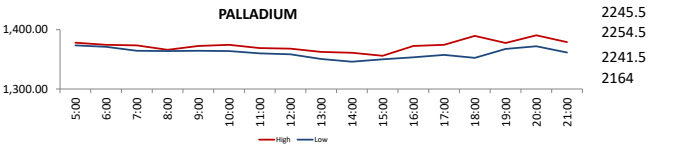
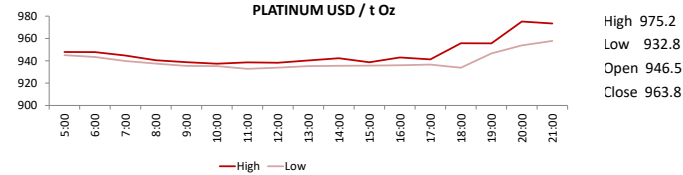
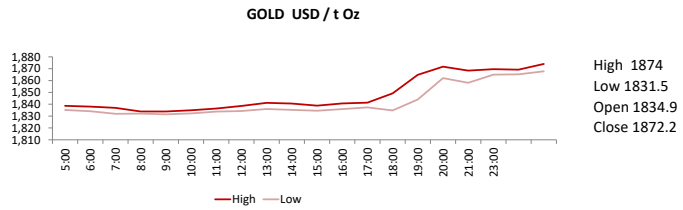
On Friday, at PMEX the traded value of Metals, Energy, COTS/FX and indices was recorded at PKR 22.672 billion and the number of lots traded at 22,305. Major business was contributed by Gold amounting to PKR 12.603 billion, followed by Currencies through COTS (PKR 5.107 billion), NSDQ 100 (PKR 4.464 billion), Silver (PKR 1.702 billion), Crude Oil (PKR 1.379 billion), DJ (PKR 860.133 million), Platinum (PKR 676.998 million), SP500 (PKR 487.043 million), Natural Gas (PKR 323.547 million), Copper (PKR 55.512 million) and Brent (PKR 11.088 million). In Agricultural Commodities, 13 lots of Cotton amounting to PKR 35.036 million were traded.

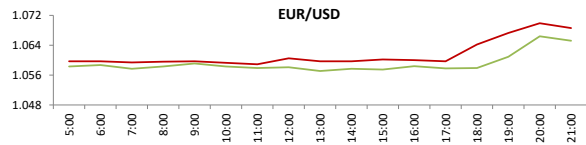


PMEX Price Return Summary

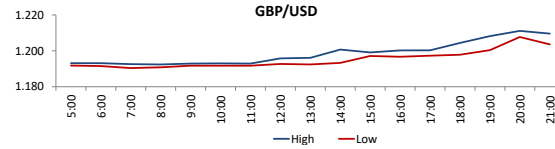
Statistics	Gold	Silver	Crude Oil	Copper	DJ	SP500	NSDQ	EURUSD	GBPUSD	JPYUSD
Return Close/Open %	↑ 2.03%	↑ 2.37%	↑ 1.34%	↑ 0.01%	↓ -0.77%	↓ -0.96%	↓ -0.96%	↓ -1.87%	↑ 0.53%	↑ 0.91%
Difference in Open and Close (\$)	37.3	0.477	1.01	0.00	-249	-115.50	-115.50	-525.0000	0.0056	0.0108
Range Day (Max- Min)/Open %	0.02	0.04	0.03	0.02	0.02	0.03	0.01	0.00	0.02	2.40
Difference in Maximum and Minimum (\$)	42.5	0.92	2.33	0.10	640	310.25	94.75	0.01	0.02	2.89
Average Return (1 Hour) %	0.16	0.43	0.72	0.56	0.21	0.34	0.27	0.16	0.14	0.12
Volatility (1 Hour) %	0.10	0.22	0.38	0.33	0.10	0.17	0.11	0.04	0.06	0.03
Return to Volatility Ratio (1 Hour)	1.673	1.968	1.899	1.717	2.190	1.964	2.480	3.518	2.540	4.815
Intraday Volatility %	0.44	0.99	1.74	1.49	0.45	0.79	0.50	0.21	0.26	0.12

PMEX Hourly Price Movements

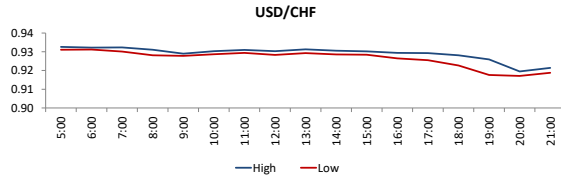




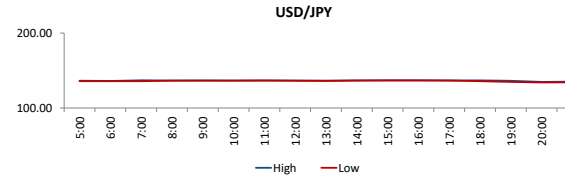
High 0.6637
 Low 0.656
 Open 136.155
 Close 0.6582



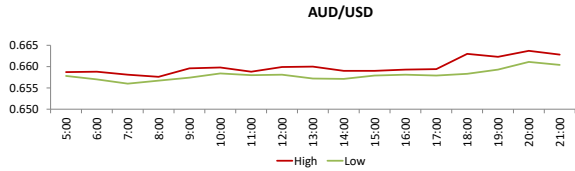
High 1.2111
 Low 1.1904
 Open 1.0583
 Close 1.0639



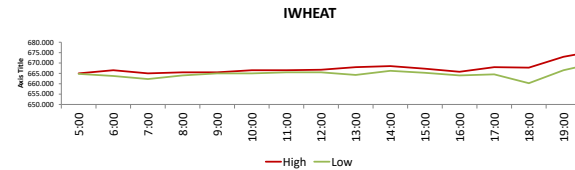
High 0.9326
 Low 0.9171
 Open 1.3828
 Close 1.3823



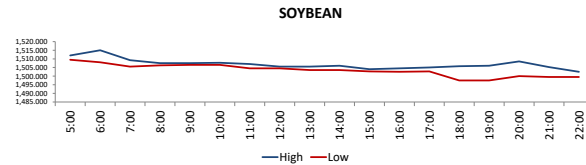
High 136.983
 Low 134.096
 Open 1.1925
 Close 1.2033



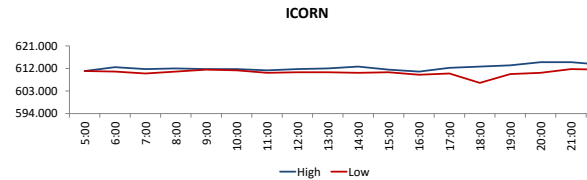
High 0.6637
 Low 0.656
 Open 136.155
 Close 0.6582



High 726.5
 Low 712
 Open 725.25
 Close 725.25



High 1515
 Low 1497.5
 Open 612
 Close 615.5



High 616
 Low 606.25
 Open 82.15
 Close 78.36

DISCLAIMER: This report is for information purpose only and does not constitute an offer or solicitation to make an investment in Commodity Futures Contracts which carries risk. Any views, expressions or opinions expressed in this report are solely for providing information to readers. Figures appearing in the report are although taken from reliable sources as presented however, we are not taking any responsibility about its accuracy, completeness and any decision taken on the basis of such information.

For subscription and further information please contact us at:

UAN: +92-21-111-11-PMEX (7639) | Email: info@pmex.com.pk | Web: www.pmex.com.pk