

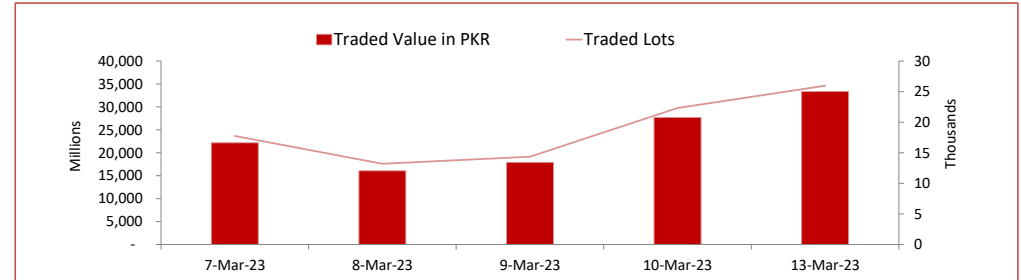
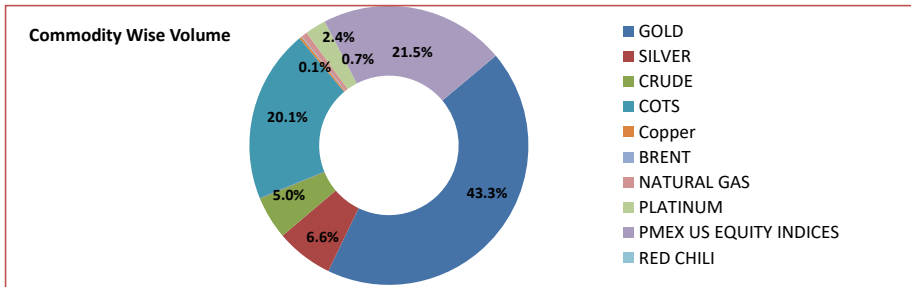
# PMEX Daily Statistical Report

Tuesday, March 14, 2023



## PMEX Market Overview

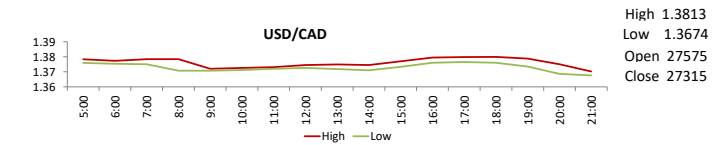
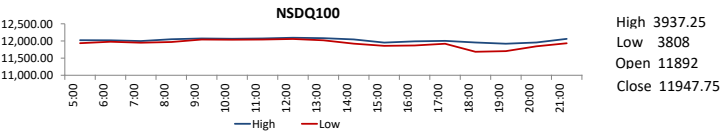
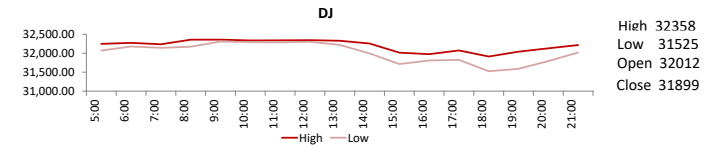
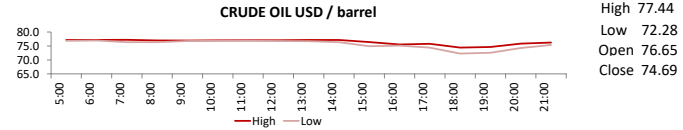
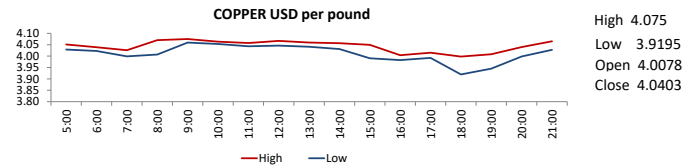
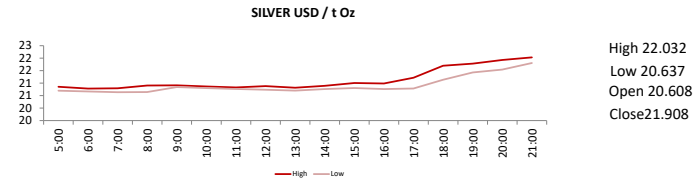
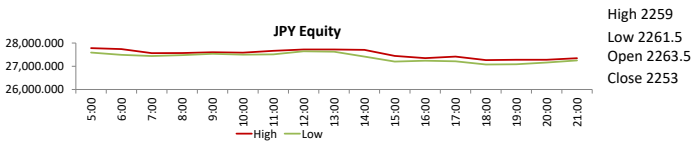
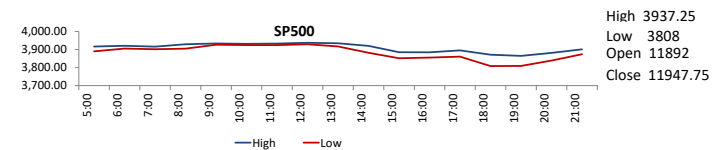
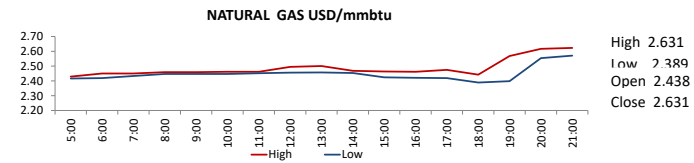
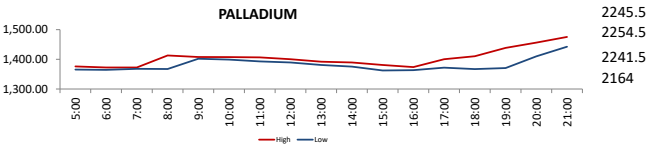
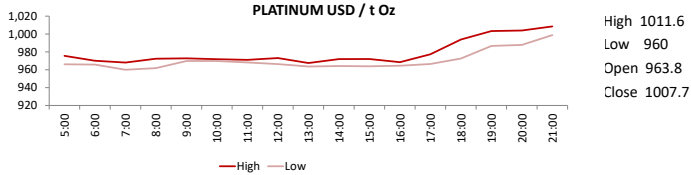
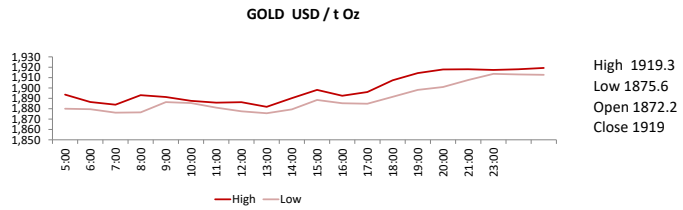
On Monday, at PMEX the traded value of Metals, Energy, COTS/FX and indices was recorded at PKR 33.332 billion and the number of lots traded at 25,948. Major business was contributed by Gold amounting to PKR 14.428 billion, followed by Currencies through COTS (PKR 6.702 billion), NSDQ 100 (PKR 6.026 billion), Silver (PKR 2.217 billion), Crude Oil (PKR 1.661 billion), Platinum (PKR 807.742 million), SP500 (PKR 659.743 million), DJ (PKR 484.058 million), Natural Gas (PKR 225.436 million), Copper (PKR 85.497 million) and Brent (PKR 34.585 million). In Agricultural Commodities, 14 lots of Cotton amounting to PKR 15.716 million were traded.

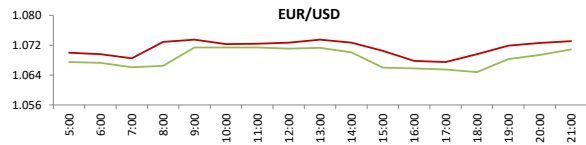


## PMEX Price Return Summary

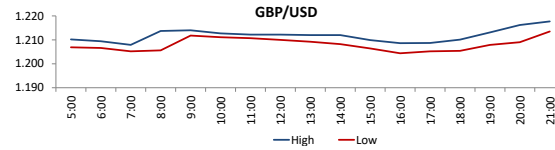
Statistics	Gold	Silver	Crude Oil	Copper	DJ	SP500	NSDQ	EURUSD	GBPUSD	JPYUSD
Return Close/Open %	↑ 2.50%	↑ 6.31%	↓ -2.56%	↑ 0.81%	↓ -0.35%	↑ 0.47%	↑ 0.47%	↓ -0.94%	↑ 0.87%	↑ 1.25%
Difference in Open and Close (\$)	46.8	1.300	-1.96	0.03	-113	55.75	55.75	-260.0000	0.0093	0.0151
Range Day (Max- Min)/Open %	0.02	0.06	0.07	0.04	0.03	0.03	0.01	0.00	0.01	2.27
Difference in Maximum and Minimum (\$)	43.7	1.40	5.16	0.16	833	409.00	129.25	0.01	0.02	2.77
Average Return (1 Hour) %	0.16	0.43	0.72	0.56	0.21	0.34	0.27	0.16	0.14	0.12
Volatility (1 Hour) %	0.10	0.22	0.38	0.33	0.10	0.17	0.11	0.04	0.06	0.03
Return to Volatility Ratio (1 Hour)	1.673	1.968	1.899	1.717	2.190	1.964	2.480	3.518	2.540	4.815
Intraday Volatility %	0.44	0.99	1.74	1.49	0.45	0.79	0.50	0.21	0.26	0.12

**PMEX Hourly Price Movements**

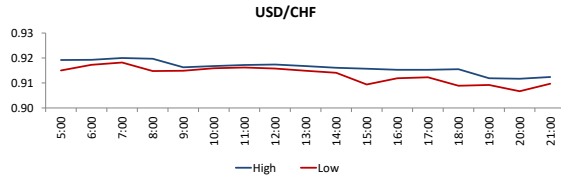




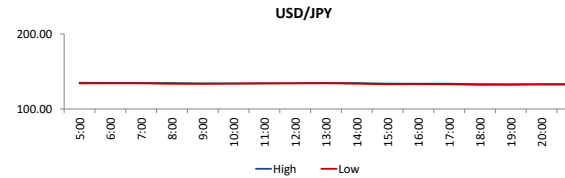
High 0.6714  
 Low 0.6596  
 Open 135.024  
 Close 0.6668



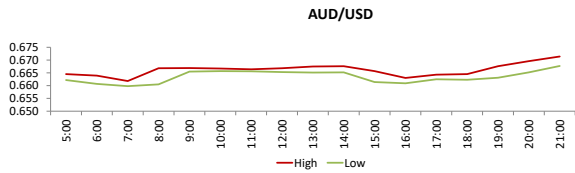
High 1.2198  
 Low 1.2044  
 Open 1.0639  
 Close 1.0732



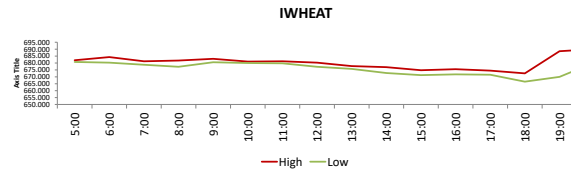
High 0.92  
 Low 0.9067  
 Open 1.3823  
 Close 1.3732



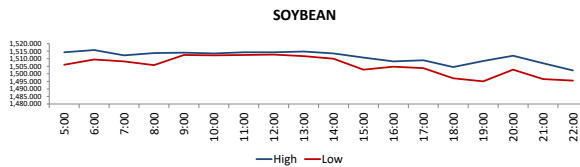
High 135.035  
 Low 132.264  
 Open 1.2033  
 Close 1.2184



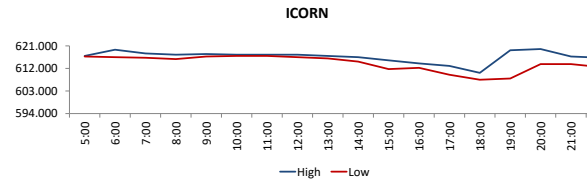
High 0.6714  
 Low 0.6596  
 Open 135.024  
 Close 0.6668



High 726.5  
 Low 712  
 Open 725.25  
 Close 725.25



High 1515.75  
 Low 1491.25  
 Open 615.5  
 Close 613.25



High 619.75  
 Low 607.5  
 Open 78.36  
 Close 81.15

**DISCLAIMER:** This report is for information purpose only and does not constitute an offer or solicitation to make an investment in Commodity Futures Contracts which carries risk. Any views, expressions or opinions expressed in this report are solely for providing information to readers. Figures appearing in the report are although taken from reliable sources as presented however, we are not taking any responsibility about its accuracy, completeness and any decision taken on the basis of such information.

For subscription and further information please contact us at:

UAN: +92-21-111-11-PMEX (7639) | Email: info@pmex.com.pk | Web: www.pmex.com.pk