

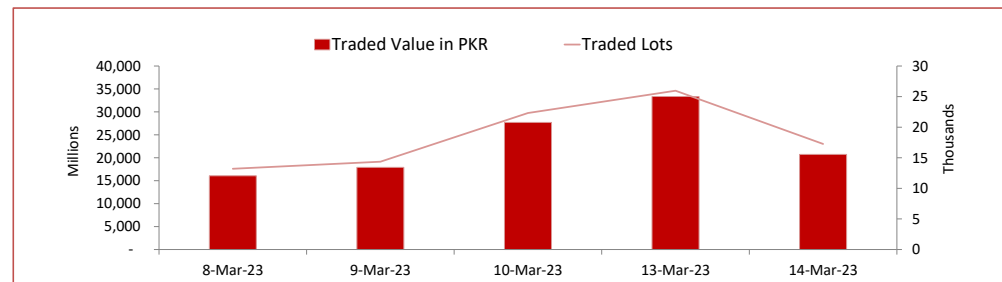
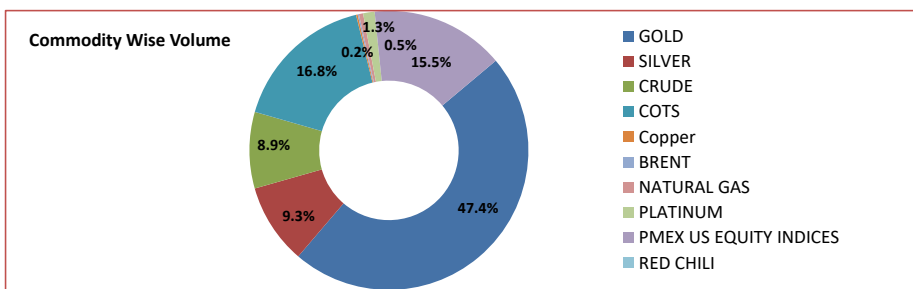
PMEX Daily Statistical Report

Wednesday, March 15, 2023



PMEX Market Overview

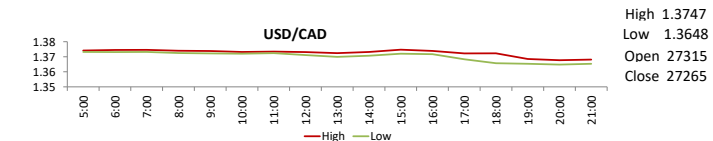
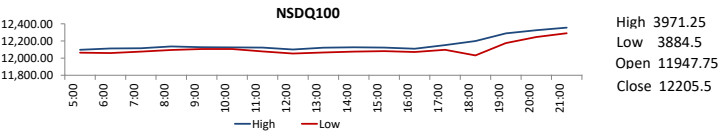
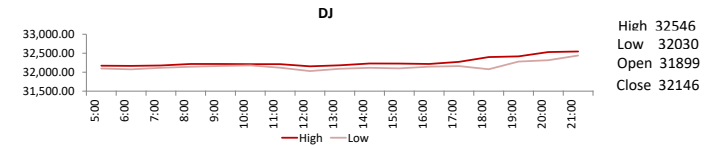
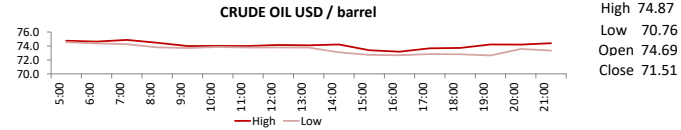
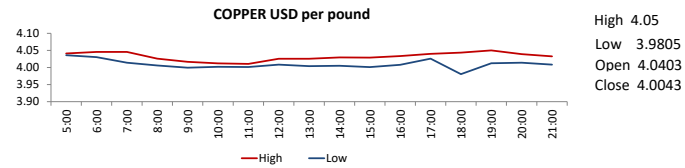
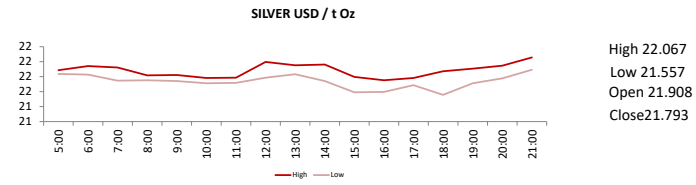
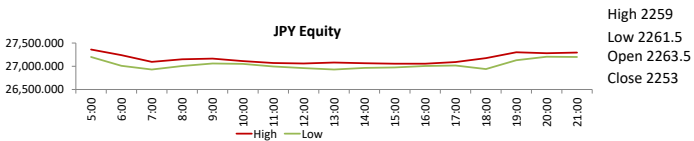
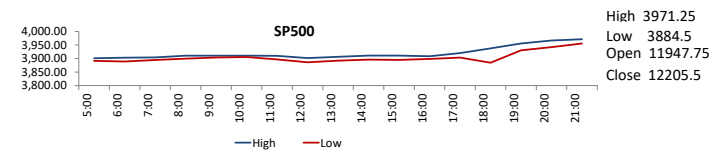
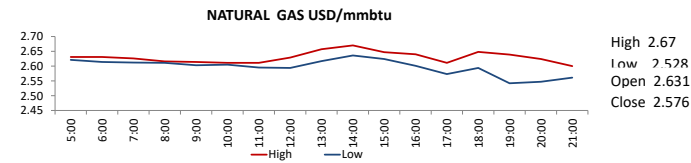
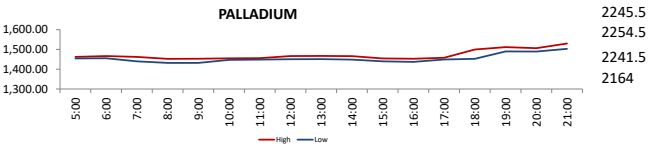
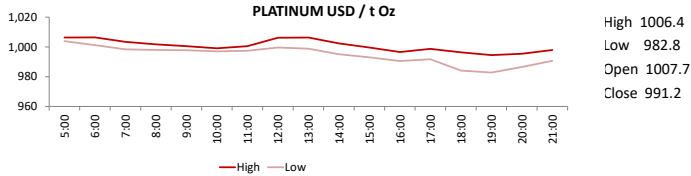
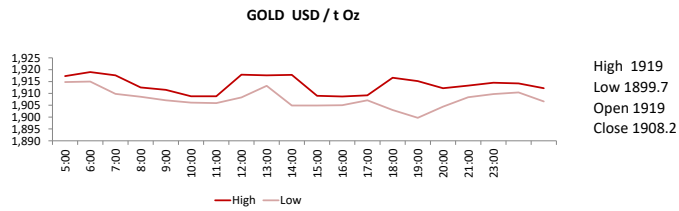
On Tuesday, at PMEX the traded value of Metals, Energy, COTS/FX and indices was recorded at PKR 20.723 billion and the number of lots traded at 17,264. Major business was contributed by Gold amounting to PKR 9.778 billion, followed by Currencies through COTS (PKR 3.458 billion), Silver (PKR 1.925 billion), NSDQ 100 (PKR 1.900 billion), Crude Oil (PKR 1.826 billion), DJ (PKR 841.458 million), SP500 (PKR 462.587 million), Platinum (PKR 275.933 million), Natural Gas (PKR 98.553 million), Palladium (PKR 85.355 million), Copper (PKR 38.450 million) and Brent (PKR 31.353 million). In Agricultural Commodities, 2 lots of Cotton amounting to PKR 2.289 million were traded.

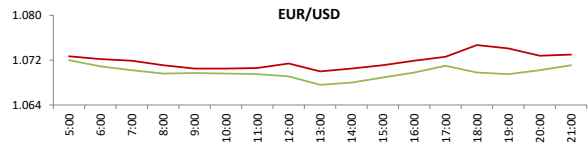


PMEX Price Return Summary

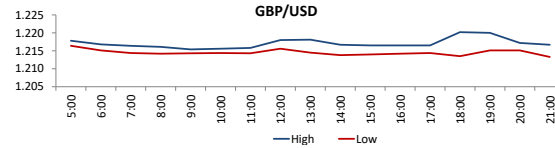
Statistics	Gold	Silver	Crude Oil	Copper	DJ	SP500	NSDQ	EURUSD	GBPUSD	JPYUSD
Return Close/Open %	↓ -0.56%	↓ -0.52%	↓ -4.26%	↓ -0.89%	↑ 0.77%	↑ 2.16%	↑ 2.16%	↓ -0.18%	↑ 0.01%	↓ -0.21%
Difference in Open and Close (\$)	-10.8	-0.115	-3.18	-0.04	247	257.75	257.75	-50.0000	0.0001	-0.0025
Range Day (Max- Min)/Open %	0.01	0.02	0.06	0.02	0.02	0.03	0.01	0.00	0.01	1.55
Difference in Maximum and Minimum (\$)	19.3	0.51	4.11	0.07	516	324.00	86.75	0.01	0.01	1.88
Average Return (1 Hour) %	0.16	0.43	0.72	0.56	0.21	0.34	0.27	0.16	0.14	0.12
Volatility (1 Hour) %	0.10	0.22	0.38	0.33	0.10	0.17	0.11	0.04	0.06	0.03
Return to Volatility Ratio (1 Hour)	1.673	1.968	1.899	1.717	2.190	1.964	2.480	3.518	2.540	4.815
Intraday Volatility %	0.44	0.99	1.74	1.49	0.45	0.79	0.50	0.21	0.26	0.12

PMEX Hourly Price Movements

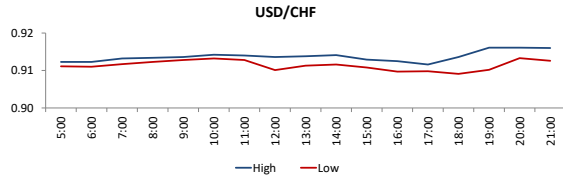




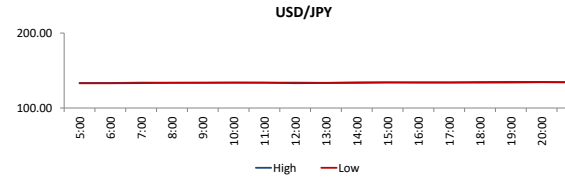
High 0.6693
 Low 0.6628
 Open 133.261
 Close 0.6683



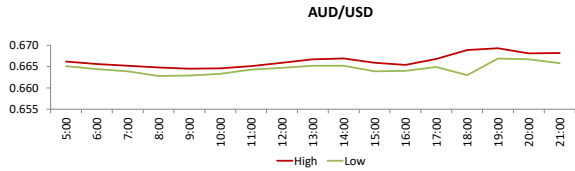
High 1.2202
 Low 1.2133
 Open 1.0732
 Close 1.0733



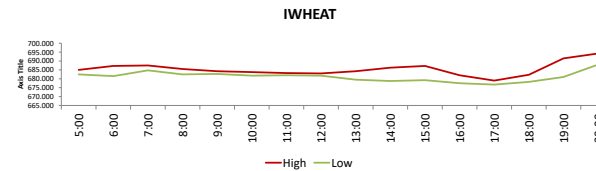
High 0.9161
 Low 0.9091
 Open 1.3732
 Close 1.3686



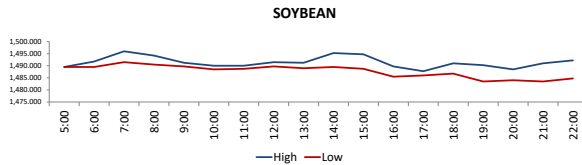
High 134.89
 Low 133.008
 Open 1.2184
 Close 1.2159



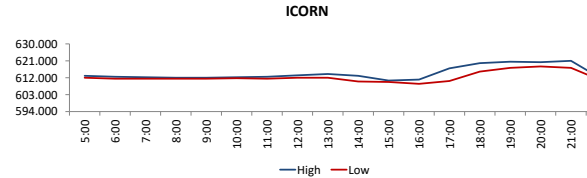
High 0.6693
 Low 0.6628
 Open 133.261
 Close 0.6683



High 726.5
 Low 712
 Open 725.25
 Close 725.25



High 1496
 Low 1483.5
 Open 613.25
 Close 620.5



High 621
 Low 608.75
 Open 81.15
 Close 81.18

DISCLAIMER: This report is for information purpose only and does not constitute an offer or solicitation to make an investment in Commodity Futures Contracts which carries risk. Any views, expressions or opinions expressed in this report are solely for providing information to readers. Figures appearing in the report are although taken from reliable sources as presented however, we are not taking any responsibility about its accuracy, completeness and any decision taken on the basis of such information.

For subscription and further information please contact us at:

UAN: +92-21-111-11-PMEX (7639) | Email: info@pmex.com.pk | Web: www.pmex.com.pk