

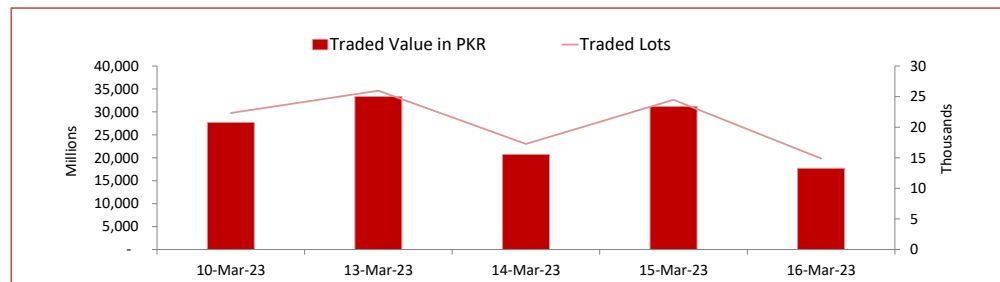
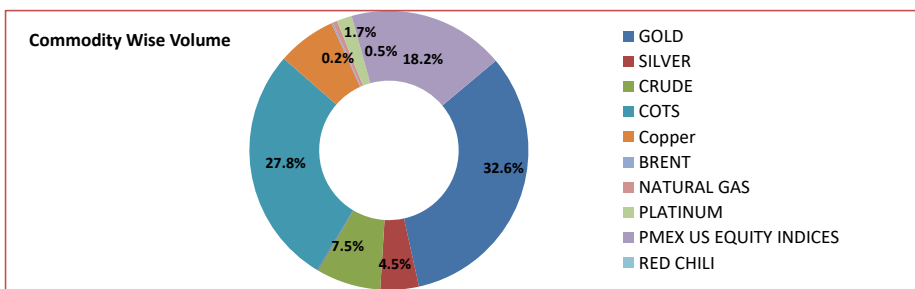
PMEX Daily Statistical Report

Friday, March 17, 2023



PMEX Market Overview

On Thursday, at PMEX the traded value of Metals, Energy, COTS/FX and indices was recorded at PKR 17.691 billion and the number of lots traded at 14,869. Major business was contributed by Gold amounting to PKR 5.757 billion, followed by Currencies through COTS (PKR 4.910 billion), NSDQ 100 (PKR 2.293 billion), Crude Oil (PKR 1.319, billion), Copper (PKR 1.202 billion), Silver (PKR 785.689 million), SP500 (PKR 459.363 million), DJ (PKR 424.881 million), Platinum (PKR 307,857 million), Japan equity (PKR 105.846 million), Natural Gas (PKR 93.849 million) and Brent (PKR 30.189 million). In Agricultural Commodities, 16 lots of Cotton amounting to PKR 17.854 million were traded.

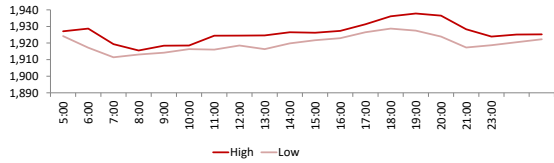


PMEX Price Return Summary

Statistics	Gold	Silver	Crude Oil	Copper	DJ	SP500	NSDQ	EURUSD	GBPUSD	JPYUSD
Return Close/Open %	↑ 0.02%	↓ -0.51%	↑ 0.06%	↓ -0.26%	↓ -0.08%	↑ 0.19%	↑ 0.19%	↑ 2.07%	↑ 0.33%	↑ 0.44%
Difference in Open and Close (\$)	0.4	-0.112	0.04	-0.01	-27	23.25	23.25	550.0000	0.0035	0.0053
Range Day (Max- Min)/Open %	0.01	0.03	0.05	0.02	0.02	0.03	0.01	0.00	0.01	1.75
Difference in Maximum and Minimum (\$)	26.4	0.61	3.63	0.08	733	418.25	104.00	0.01	0.01	2.12
Average Return (1 Hour) %	0.16	0.43	0.72	0.56	0.21	0.34	0.27	0.16	0.14	0.12
Volatility (1 Hour) %	0.10	0.22	0.38	0.33	0.10	0.17	0.11	0.04	0.06	0.03
Return to Volatility Ratio (1 Hour)	1.673	1.968	1.899	1.717	2.190	1.964	2.480	3.518	2.540	4.815
Intraday Volatility %	0.44	0.99	1.74	1.49	0.45	0.79	0.50	0.21	0.26	0.12

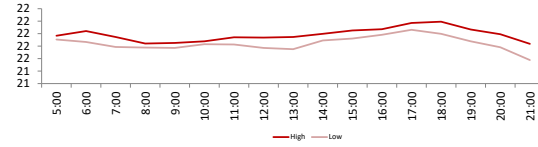
PMEX Hourly Price Movements

GOLD USD / t Oz



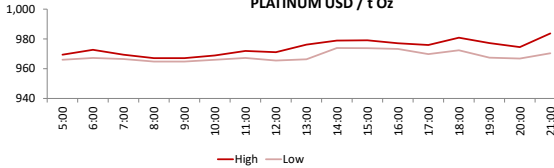
High 1937.8
Low 1911.4
Open 1923.3
Close 1923.7

SILVER USD / t Oz



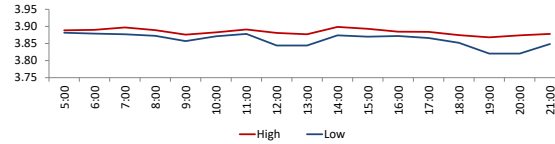
High 22.192
Low 21.577
Open 21.925
Close 21.813

PLATINUM USD / t Oz



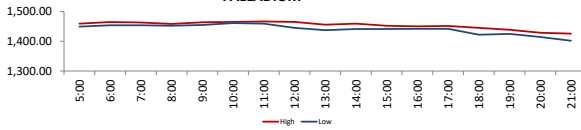
High 983.7
Low 964.8
Open 966.5
Close 979.9

COPPER USD per pound



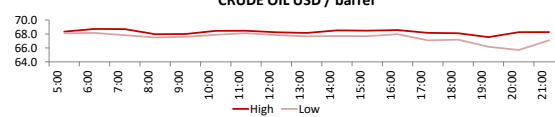
High 3.8985
Low 3.8205
Open 3.883
Close 3.873

PALLADIUM



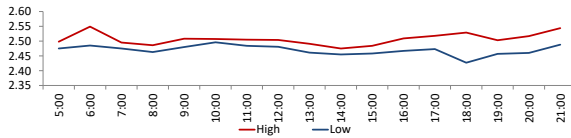
2245.5
2254.5
2241.5
2164

CRUDE OIL USD / barrel



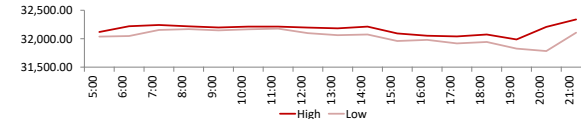
High 69.33
Low 65.7
Open 68.22
Close 68.22

NATURAL GAS USD/mmbtu



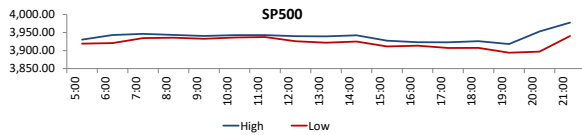
High 2.549
Low 2.477
Open 2.474
Close 2.532

DJ



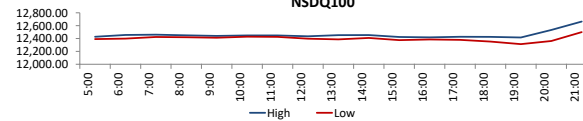
High 32516
Low 31783
Open 31853
Close 31826

SP500



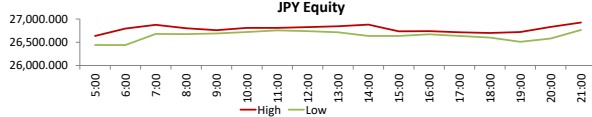
High 3998
Low 3894
Open 12265.5
Close 12288.75

NSDQ100



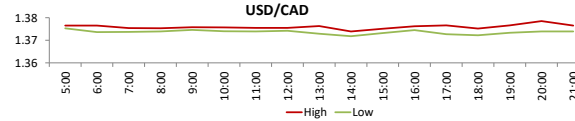
High 3998
Low 3894
Open 12265.5
Close 12288.75

JPY Equity

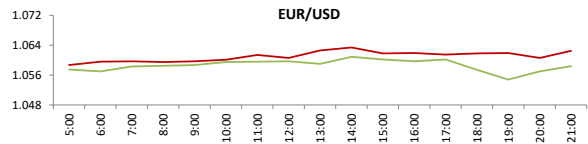


High 2259
Low 2261.5
Open 2263.5
Close 2253

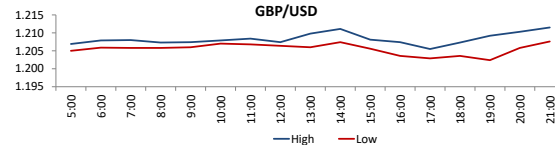
USD/CAD



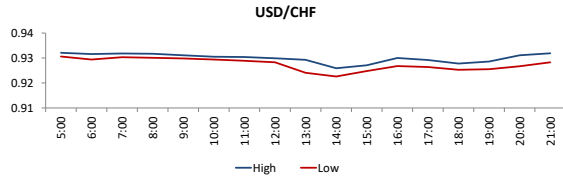
High 1.3785
Low 1.371
Open 26570
Close 27120



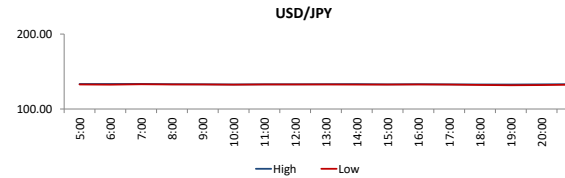
High 0.6665
 Low 0.661
 Open 133.419
 Close 0.6657



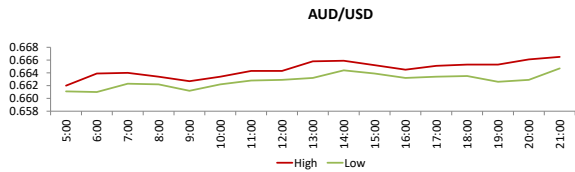
High 1.2126
 Low 1.2024
 Open 1.0577
 Close 1.0612



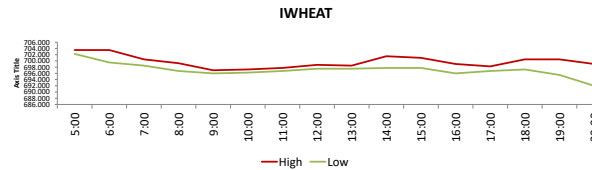
High 0.9321
 Low 0.9226
 Open 1.3769
 Close 1.3721



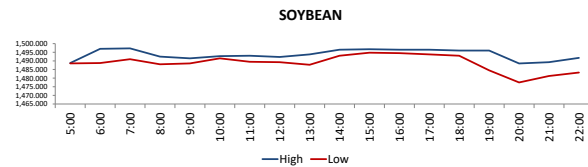
High 133.819
 Low 131.7
 Open 1.2057
 Close 1.211



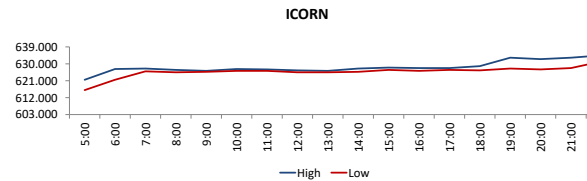
High 0.6665
 Low 0.661
 Open 133.419
 Close 0.6657



High 726.5
 Low 712
 Open 725.25
 Close 725.25



High 1497.25
 Low 1477.5
 Open 625.75
 Close 633



High 634.5
 Low 616
 Open 79.25
 Close 79.4

DISCLAIMER: This report is for information purpose only and does not constitute an offer or solicitation to make an investment in Commodity Futures Contracts which carries risk. Any views, expressions or opinions expressed in this report are solely for providing information to readers. Figures appearing in the report are although taken from reliable sources as presented however, we are not taking any responsibility about its accuracy, completeness and any decision taken on the basis of such information.

For subscription and further information please contact us at:

UAN: +92-21-111-11-PMEX (7639) | Email: info@pmex.com.pk | Web: www.pmex.com.pk