

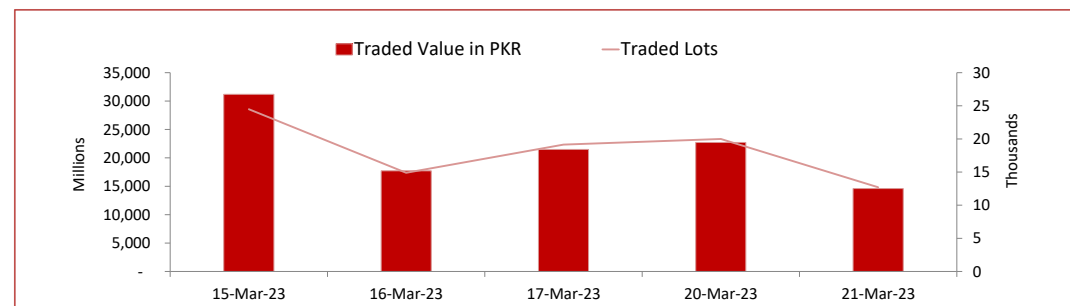
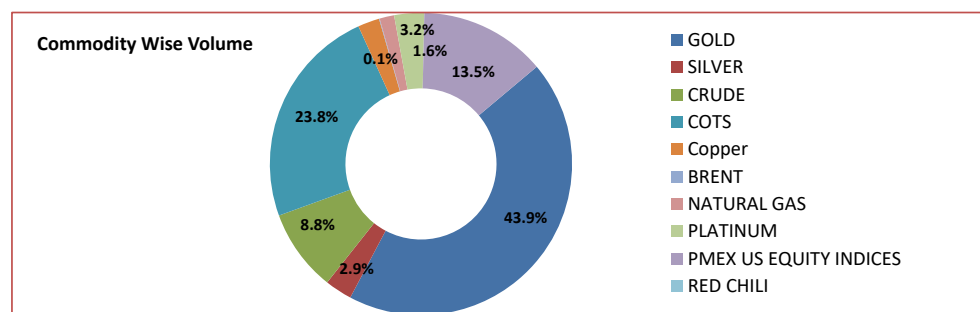
PMEX Daily Statistical Report

Wednesday, March 22, 2023



PMEX Market Overview

On Tuesday, at PMEX the traded value of Metals, Energy, COTS/FX and indices was recorded at PKR 14.589 billion and the number of lots traded at 12,706. Major business was contributed by Gold amounting to PKR 6.399 billion, followed by Currencies through COTS (PKR 3.464 billion), Crude Oil (PKR 1.282 billion), NSDQ 100 (PKR 991.443 million), DJ (PKR 769.355 million), Platinum (PKR 468.148 million), Silver (PKR 424.870 million), Copper (PKR 336.474 million), Natural Gas (PKR 228.029 million), SP500 (PKR 213.264 million) and Brent (PKR 10.326 million).

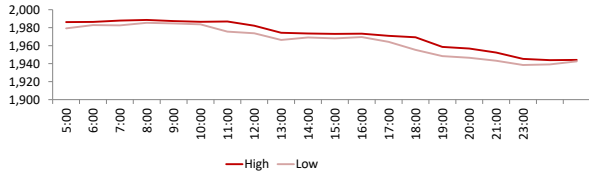


PMEX Price Return Summary

Statistics	Gold	Silver	Crude Oil	Copper	DJ	SP500	NSDQ	EURUSD	GBPUSD	JPYUSD
Return Close/Open %	↓ -1.96%	↓ -0.62%	↑ 6.28%	↑ 1.23%	↑ 0.98%	↑ 1.36%	↑ 1.36%	↑ 0.98%	↑ 0.44%	↓ -0.49%
Difference in Open and Close (\$)	-38.9	-0.140	4.11	0.05	318	172.75	172.75	265.0000	0.0047	-0.0060
Range Day (Max- Min)/Open %	0.03	0.02	0.04	0.03	0.01	0.02	0.00	0.00	0.01	1.31
Difference in Maximum and Minimum (\$)	50.1	0.49	2.84	0.11	379	219.75	61.25	0.01	0.01	1.61
Average Return (1 Hour) %	0.16	0.43	0.72	0.56	0.21	0.34	0.27	0.16	0.14	0.12
Volatility (1 Hour) %	0.10	0.22	0.38	0.33	0.10	0.17	0.11	0.04	0.06	0.03
Return to Volatility Ratio (1 Hour)	1.673	1.968	1.899	1.717	2.190	1.964	2.480	3.518	2.540	4.815
Intraday Volatility %	0.44	0.99	1.74	1.49	0.45	0.79	0.50	0.21	0.26	0.12

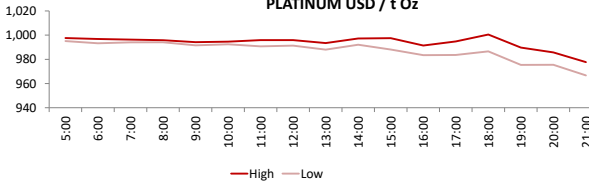
PMEX Hourly Price Movements

GOLD USD / t Oz



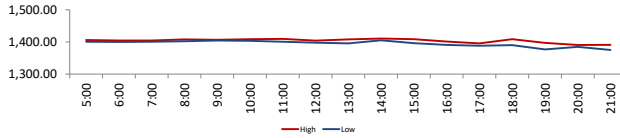
High 1988.6
Low 1938.5
Open 1982.9
Close 1944

PLATINUM USD / t Oz



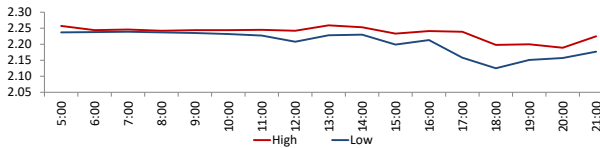
High 1000.5
Low 966.7
Open 997.2
Close 977.8

PALLADIUM



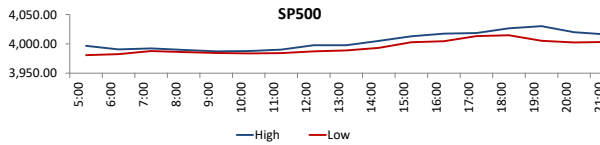
2245.5
2254.5
2241.5
2164

NATURAL GAS USD/mmbtu



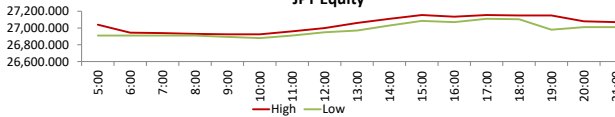
High 2.355
Low 2.175
Open 2.242
Close 2.329

SP500



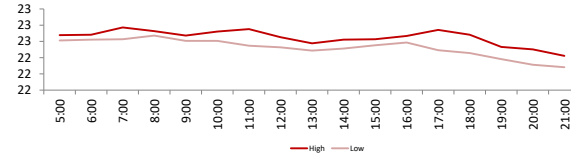
High 4042
Low 3980.75
Open 12701
Close 12873.75

JPY Equity



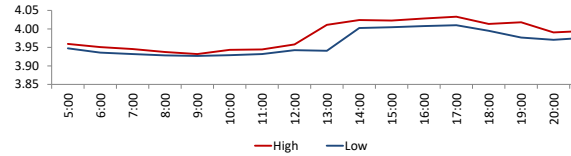
High 2259
Low 2261.5
Open 2263.5
Close 2253

SILVER USD / t Oz



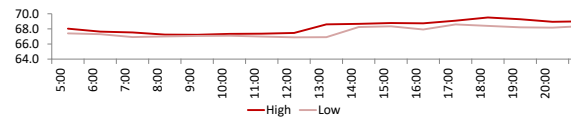
High 22.772
Low 22.282
Open 22.67
Close 22.53

COPPER USD per pound



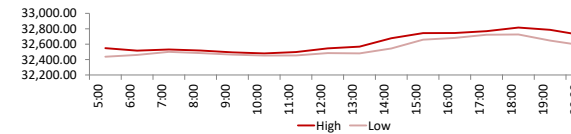
High 4.033
Low 3.927
Open 3.9565
Close 4.005

CRUDE OIL USD / barrel



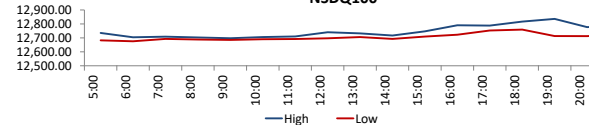
High 69.72
Low 66.88
Open 65.4
Close 69.51

DJ



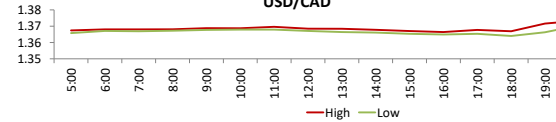
High 32816
Low 32437
Open 32473
Close 32791

NSDQ100

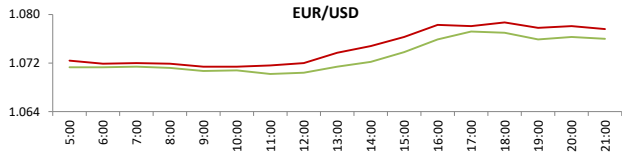


High 4042
Low 3980.75
Open 12701
Close 12873.75

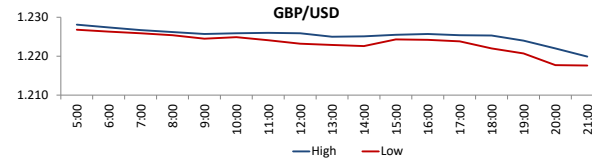
USD/CAD



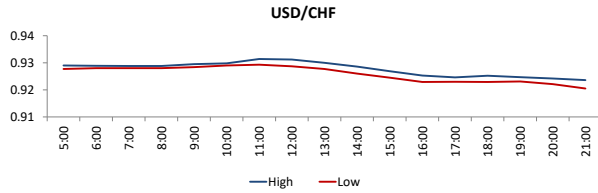
High 1.3734
Low 1.364
Open 1.364
Close 1.37195



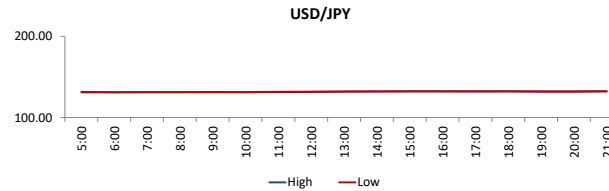
High 0.6723
 Low 0.6646
 Open 131.326
 Close 0.6671



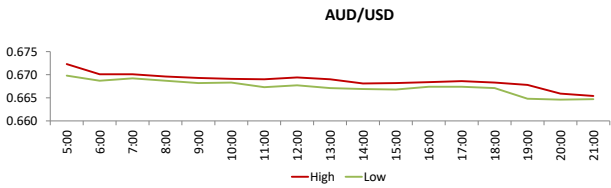
High 1.2281
 Low 1.2176
 Open 1.0723
 Close 1.077



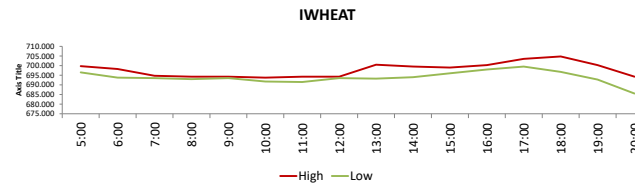
High 0.9314
 Low 0.9205
 Open 1.3665
 Close 1.3712



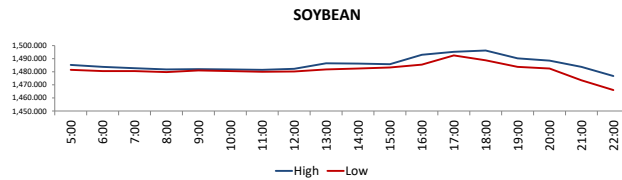
High 132.621
 Low 131.015
 Open 1.2278
 Close 1.2218



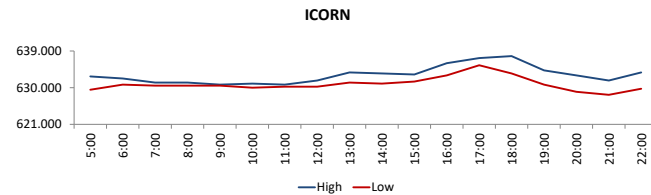
High 0.6723
 Low 0.6646
 Open 131.326
 Close 0.6671



High 726.5
 Low 712
 Open 725.25
 Close 725.25



High 1496.25
 Low 1466
 Open 631
 Close 632



High 637.75
 Low 628.25
 Open 77.97
 Close 77.68

DISCLAIMER: This report is for information purpose only and does not constitute an offer or solicitation to make an investment in Commodity Futures Contracts which carries risk. Any views, expressions or opinions expressed in this report are solely for providing information to readers. Figures appearing in the report are although taken from reliable sources as presented however, we are not taking any responsibility about its accuracy, completeness and any decision taken on the basis of such information.

For subscription and further information please contact us at:

UAN: +92-21-111-11-PMEX (7639) | Email: info@pmex.com.pk | Web: www.pmex.com.pk