

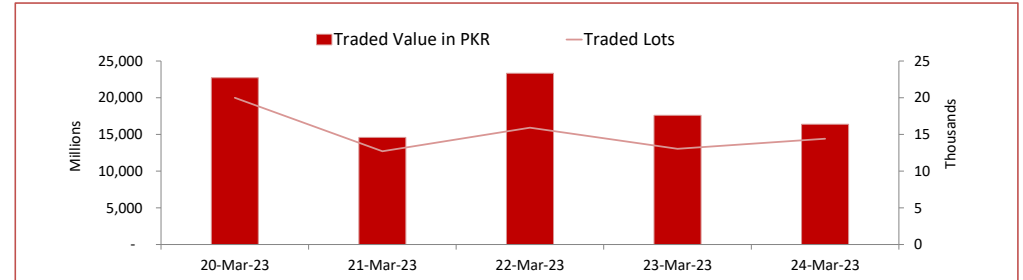
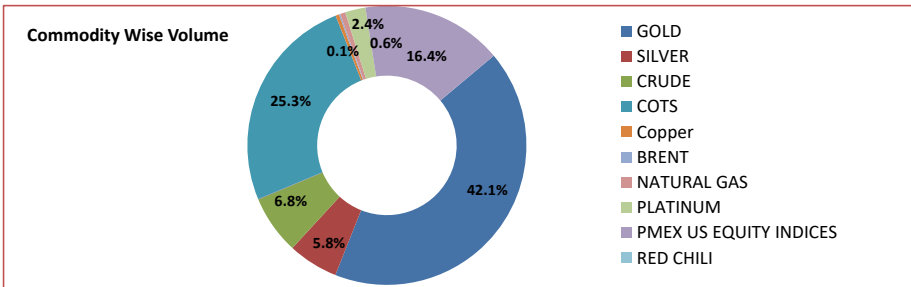
# PMEX Daily Statistical Report

Monday, March 27, 2023



## PMEX Market Overview

On Friday at PMEX the traded value of Metals, Energy, COTS/FX and indices was recorded at PKR 16.382 billion and the number of lots traded at 14,406. Major business was contributed by Gold amounting to PKR 6.906 billion, followed by Currencies through COTS (PKR 4.146 billion), NSDQ100 (PKR 1.434 billion), Crude (PKR 1.117 billion), Silver (PKR 954.186 million), DJ (PKR 794.648 million), Platinum (PKR 386.973 million), SP500 (PKR 375.315 million), Natural Gas (PKR 99.918 million), Japan Equity 225 / USD (PKR 76.828 million), Copper (PKR 66.997 million) and Brent (PKR 24.272 million). In Agricultural Commodities, 7 lots of Cotton amounting to PKR 7.584 million were traded.

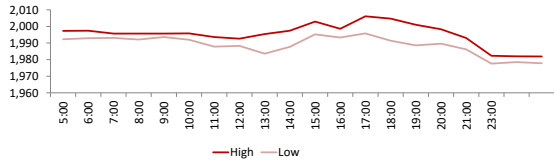


## PMEX Price Return Summary

Statistics	Gold	Silver	Crude Oil	Copper	DJ	SP500	NSDQ	EURUSD	GBPUSD	JPYUSD
Return Close/Open %	↓ -0.76%	↑ 0.60%	↓ -0.29%	↓ -0.74%	↑ 0.30%	↑ 0.37%	↑ 0.37%	↑ 0.15%	↓ -0.66%	↓ -0.44%
Difference in Open and Close (\$)	-15.1	0.140	-0.20	-0.03	96	47.75	47.75	40.0000	-0.0072	-0.0054
Range Day (Max- Min)/Open %	0.01	0.02	0.05	0.02	0.02	0.02	0.01	0.00	0.01	1.07
Difference in Maximum and Minimum (\$)	28.5	0.57	3.54	0.10	537	195.50	73.25	0.01	0.01	1.31
Average Return (1 Hour) %	0.16	0.43	0.72	0.56	0.21	0.34	0.27	0.16	0.14	0.12
Volatility (1 Hour) %	0.10	0.22	0.38	0.33	0.10	0.17	0.11	0.04	0.06	0.03
Return to Volatility Ratio (1 Hour)	1.673	1.968	1.899	1.717	2.190	1.964	2.480	3.518	2.540	4.815
Intraday Volatility %	0.44	0.99	1.74	1.49	0.45	0.79	0.50	0.21	0.26	0.12

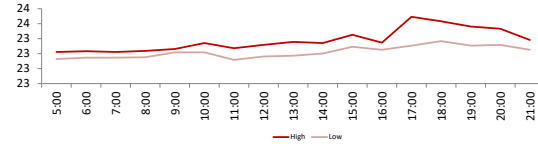
**PMEX Hourly Price Movements**

**GOLD USD / t Oz**



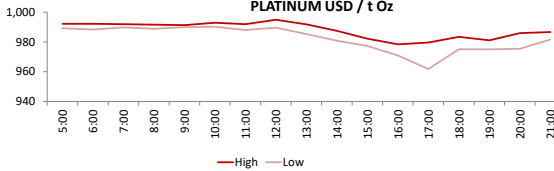
High 2006.1  
Low 1977.6  
Open 1996.6  
Close 1981.5

**SILVER USD / t Oz**



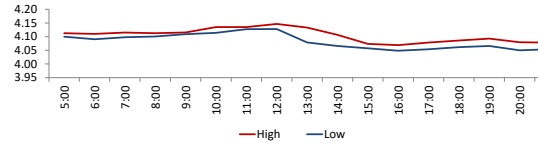
High 23.692  
Low 23.117  
Open 23.23  
Close 23.37

**PLATINUM USD / t Oz**



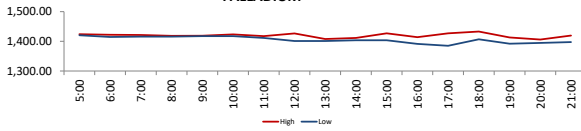
High 994.9  
Low 961.8  
Open 992.4  
Close 985.8

**COPPER USD per pound**



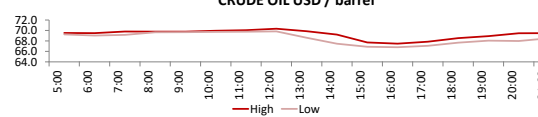
High 4.1465  
Low 4.0485  
Open 4.105  
Close 4.0745

**PALLADIUM**



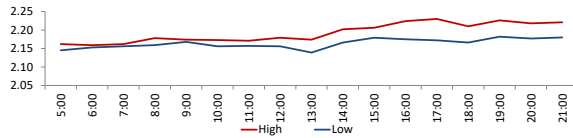
2245.5  
2254.5  
2241.5  
2164

**CRUDE OIL USD / barrel**



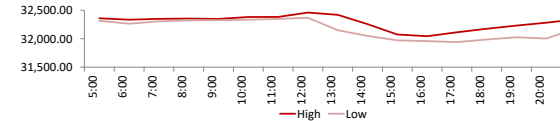
High 70.34  
Low 66.8  
Open 69.45  
Close 69.25

**NATURAL GAS USD/mmbtu**



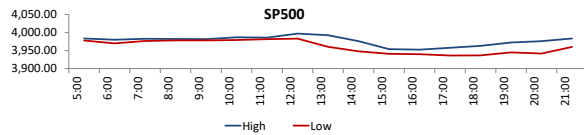
High 2.234  
Low 2.139  
Open 2.152  
Close 2.18

**DJ**



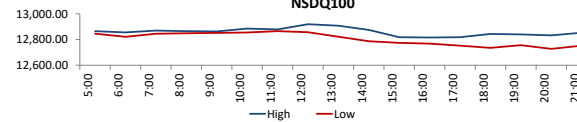
High 32478  
Low 31941  
Open 32384  
Close 32480

**SP500**



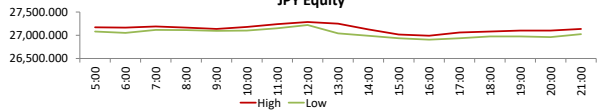
High 4009.5  
Low 3936.25  
Open 12872.75  
Close 12920.5

**NSDQ100**



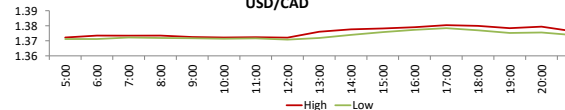
High 4009.5  
Low 3936.25  
Open 12872.75  
Close 12920.5

**JPY Equity**

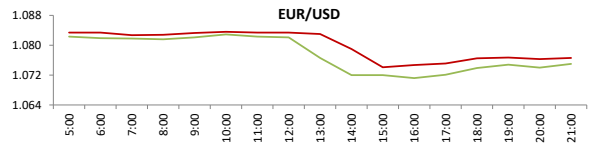


High 2259  
Low 2261.5  
Open 2263.5  
Close 2253

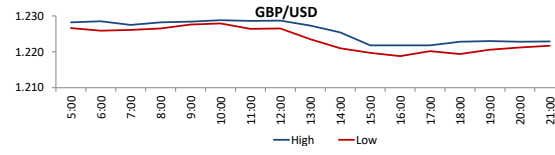
**USD/CAD**



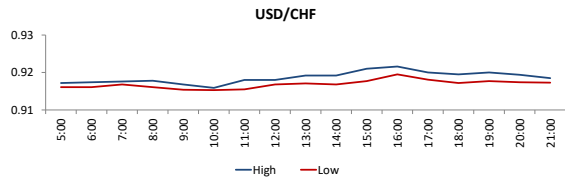
High 1.3804  
Low 1.3708  
Open 27165  
Close 27205



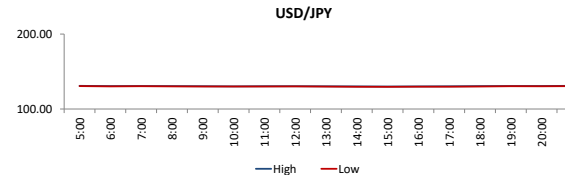
High 0.6693  
 Low 0.6623  
 Open 130.864  
 Close 0.6645



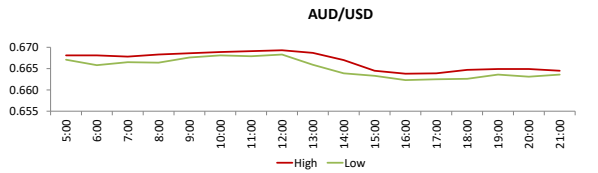
High 1.2288  
 Low 1.2188  
 Open 1.0833  
 Close 1.0761



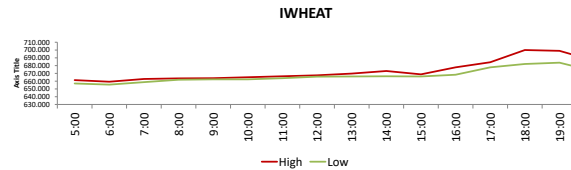
High 0.9216  
 Low 0.9153  
 Open 1.3716  
 Close 1.3742



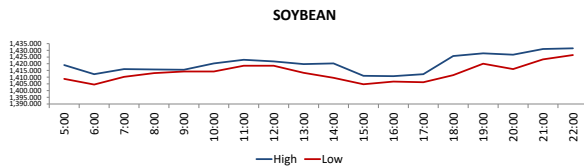
High 130.931  
 Low 129.623  
 Open 1.2287  
 Close 1.2233



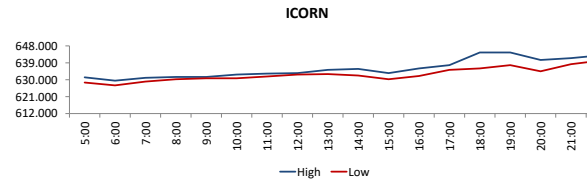
High 0.6693  
 Low 0.6623  
 Open 130.864  
 Close 0.6645



High 726.5  
 Low 712  
 Open 725.25  
 Close 725.25



High 1431.5  
 Low 1404.5  
 Open 632.5  
 Close 642.25



High 644.5  
 Low 627  
 Open 77.67  
 Close 76.54

**DISCLAIMER:** This report is for information purpose only and does not constitute an offer or solicitation to make an investment in Commodity Futures Contracts which carries risk. Any views, expressions or opinions expressed in this report are solely for providing information to readers. Figures appearing in the report are although taken from reliable sources as presented however, we are not taking any responsibility about its accuracy, completeness and any decision taken on the basis of such information.

For subscription and further information please contact us at:

UAN: +92-21-111-11-PMEX (7639) | Email: info@pmex.com.pk | Web: www.pmex.com.pk