

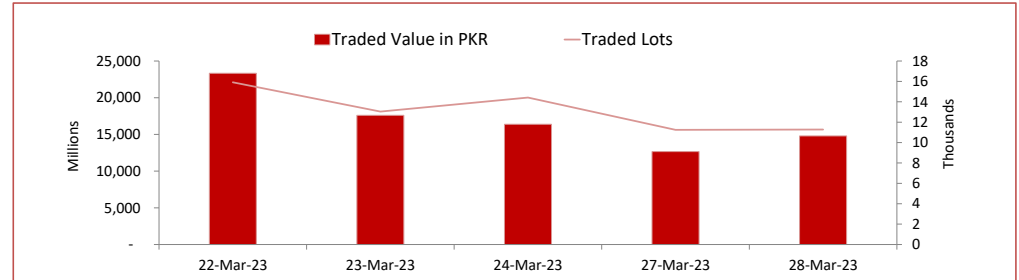
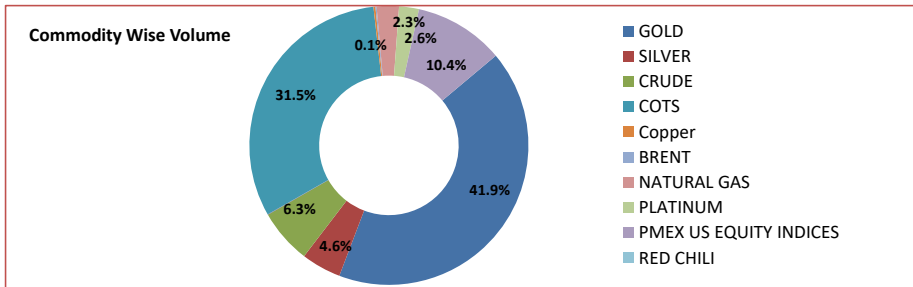
PMEX Daily Statistical Report

Wednesday, March 29, 2023



PMEX Market Overview

On Tuesday, at PMEX the traded value of Metals, Energy, COTS/FX and indices was recorded at PKR 14.790 billion and the number of lots traded at 11,275. Major business was contributed by Gold amounting to PKR 6.199 billion, followed by Currencies through COTS (PKR 4.655 billion), Crude Oil (PKR 934.552 million), NSDQ 100 (PKR 858.768 million), Silver (PKR 683.313 million), DJ (PKR 537.070 million), Natural Gas (PKR 380.844 million), Platinum (PKR 340.716 million), SP500 (PKR 146.330 million), Copper (PKR 33.558 million) and Brent (PKR 20.009 million). In Agricultural Commodities, 6 lots of Cotton amounting to PKR 6.887 million were traded.

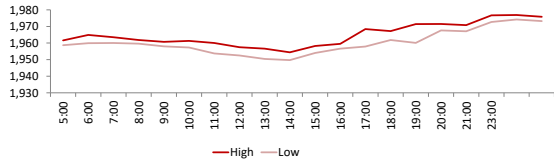


PMEX Price Return Summary

| Statistics | Gold | Silver | Crude Oil | Copper | DJ | SP500 | NSDQ | EURUSD | GBPUSD | JPYUSD |
|--|---------|---------|-----------|----------|----------|----------|----------|-----------|---------|---------|
| Return Close/Open % | ↑ 0.91% | ↑ 1.13% | ↑ 0.96% | ↓ -0.51% | ↓ -0.21% | ↓ -0.50% | ↓ -0.50% | ↓ -0.38% | ↑ 0.44% | ↑ 0.43% |
| Difference in Open and Close (\$) | 17.9 | 0.263 | 0.70 | -0.02 | -70 | -64.50 | -64.50 | -105.0000 | 0.0047 | 0.0053 |
| Range Day (Max- Min)/Open % | 0.01 | 0.02 | 0.02 | 0.01 | 0.01 | 0.02 | 0.00 | 0.00 | 0.01 | 0.87 |
| Difference in Maximum and Minimum (\$) | 27.2 | 0.55 | 1.72 | 0.05 | 296 | 198.50 | 42.75 | 0.01 | 0.01 | 1.07 |
| Average Return (1 Hour) % | 0.16 | 0.43 | 0.72 | 0.56 | 0.21 | 0.34 | 0.27 | 0.16 | 0.14 | 0.12 |
| Volatility (1 Hour) % | 0.10 | 0.22 | 0.38 | 0.33 | 0.10 | 0.17 | 0.11 | 0.04 | 0.06 | 0.03 |
| Return to Volatility Ratio (1 Hour) | 1.673 | 1.968 | 1.899 | 1.717 | 2.190 | 1.964 | 2.480 | 3.518 | 2.540 | 4.815 |
| Intraday Volatility % | 0.44 | 0.99 | 1.74 | 1.49 | 0.45 | 0.79 | 0.50 | 0.21 | 0.26 | 0.12 |

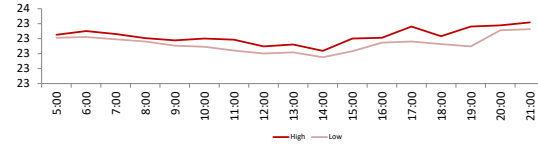
PMEX Hourly Price Movements

GOLD USD / t Oz



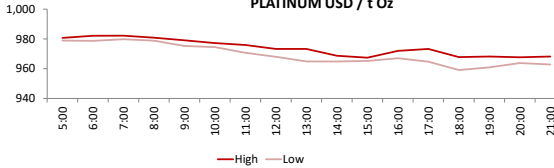
High 1976.9
Low 1949.7
Open 1957.5
Close 1975.4

SILVER USD / t Oz



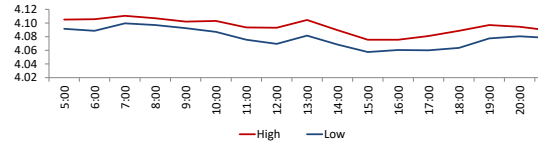
High 23.502
Low 22.952
Open 23.21
Close 23.473

PLATINUM USD / t Oz



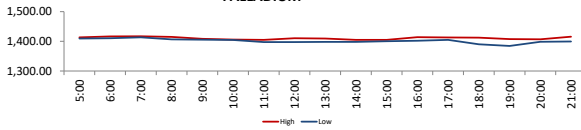
High 982.2
Low 959.1
Open 978.9
Close 962.8

COPPER USD per pound



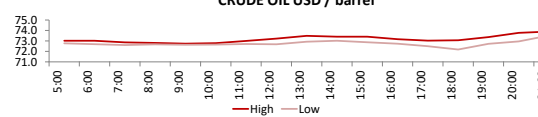
High 4.1105
Low 4.0575
Open 4.0978
Close 4.077

PALLADIUM



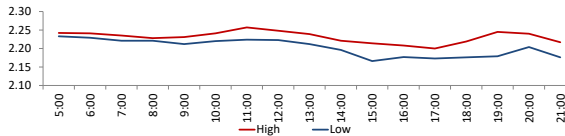
2245.5
2254.5
2241.5
2164

CRUDE OIL USD / barrel



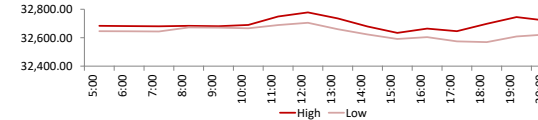
High 73.9
Low 72.18
Open 72.87
Close 73.57

NATURAL GAS USD/mmbtu



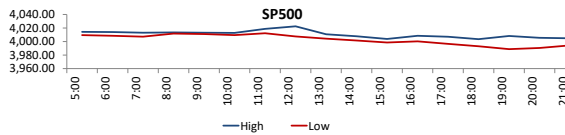
High 2.257
Low 2.14
Open 2.079
Close 2.163

DJ



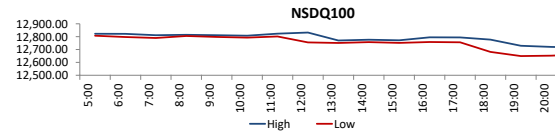
High 32778
Low 32482
Open 32683
Close 32613

SP500



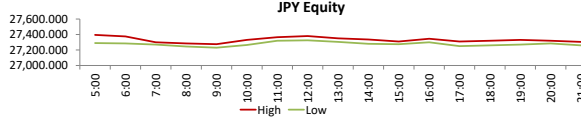
High 4022.5
Low 3979.75
Open 12813
Close 12748.5

NSDQ100



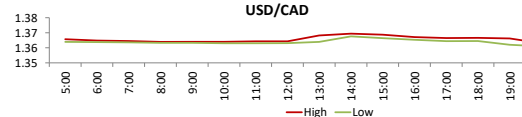
High 4022.5
Low 3979.75
Open 12813
Close 12748.5

JPY Equity

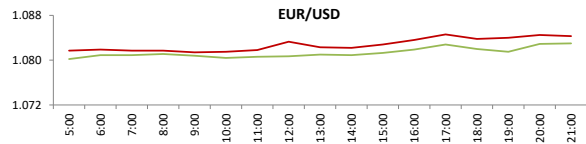


High 2259
Low 2261.5
Open 2263.5
Close 2253

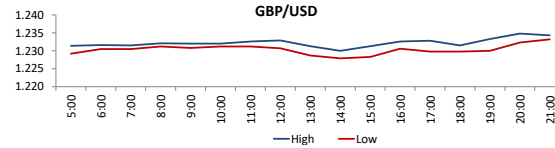
USD/CAD



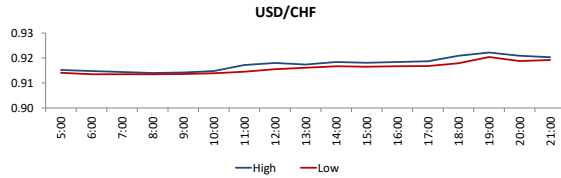
High 1.3694
Low 1.359
Open 27415
Close 27310



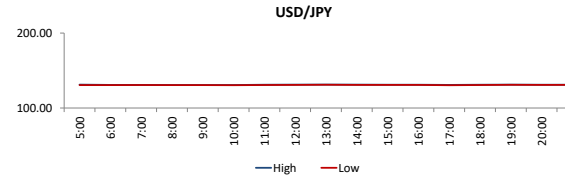
High 0.6709
 Low 0.6651
 Open 131.567
 Close 0.6709



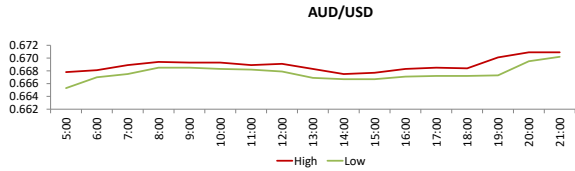
High 1.2348
 Low 1.2279
 Open 1.0799
 Close 1.0846



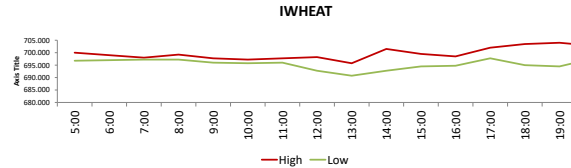
High 0.9222
 Low 0.9135
 Open 1.3661
 Close 1.3598



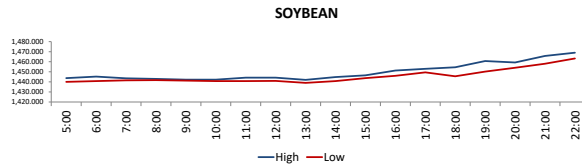
High 131.456
 Low 130.388
 Open 1.2288
 Close 1.2341



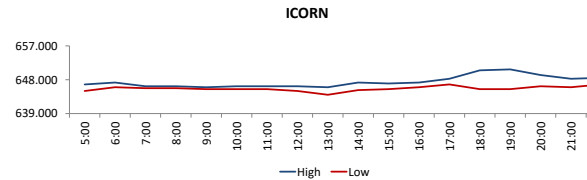
High 0.6709
 Low 0.6651
 Open 131.567
 Close 0.6709



High 726.5
 Low 712
 Open 725.25
 Close 725.25



High 1469
 Low 1434.5
 Open 647.5
 Close 648.25



High 650.75
 Low 642.5
 Open 79.53
 Close 82.29

DISCLAIMER: This report is for information purpose only and does not constitute an offer or solicitation to make an investment in Commodity Futures Contracts which carries risk. Any views, expressions or opinions expressed in this report are solely for providing information to readers. Figures appearing in the report are although taken from reliable sources as presented however, we are not taking any responsibility about its accuracy, completeness and any decision taken on the basis of such information.

For subscription and further information please contact us at:

UAN: +92-21-111-11-PMEX (7639) | Email: info@pmex.com.pk | Web: www.pmex.com.pk