

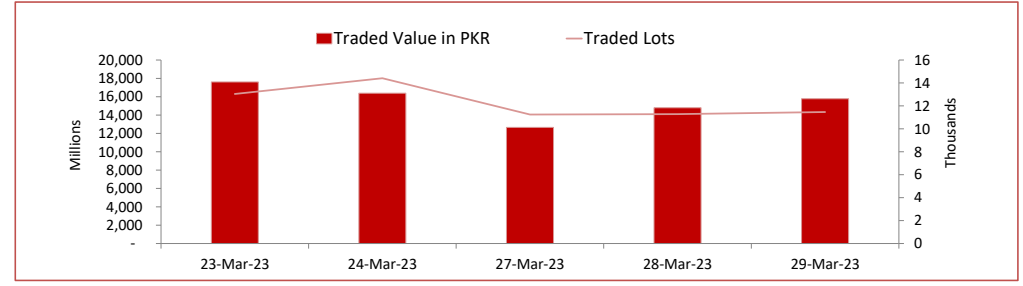
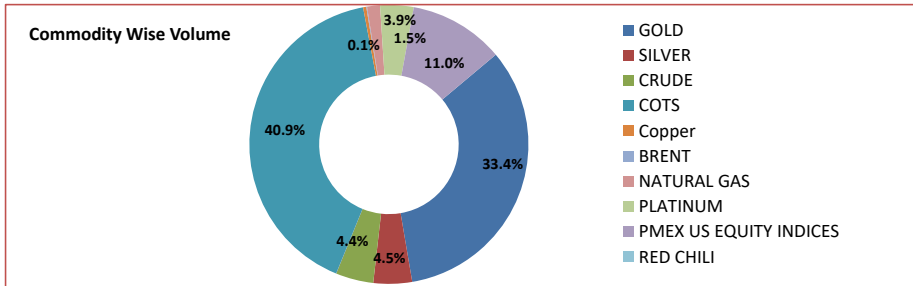
PMEX Daily Statistical Report

Thursday, March 30, 2023



PMEX Market Overview

On Wednesday, at PMEX the traded value of Metals, Energy, COTS/FX and indices was recorded at PKR 15.778 billion and the number of lots traded at 11,469. Major business was contributed by Currencies through COTS amounting to PKR 6.446 billion, followed by Gold (PKR 5.277 billion), NSDQ 100 (PKR 1.226 billion), Silver (PKR 705.760 million), Crude Oil (PKR 688.897 million), Platinum (PKR 611.483 million), DJ (PKR 251.151 million), Natural Gas (PKR 236.300 million), SP500 (PKR 136.294 million), Japan Equity (PKR 125.758 million), Copper (PKR 58.214 million) and Brent (PKR 14.063 million). In Agricultural Commodities, 2 lots of Cotton amounting to PKR 2.317 million were traded.

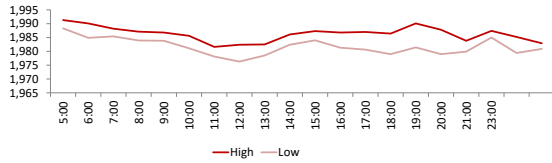


PMEX Price Return Summary

Statistics	Gold	Silver	Crude Oil	Copper	DJ	SP500	NSDQ	EURUSD	GBPUSD	JPYUSD
Return Close/Open %	↓ -0.30%	↓ -0.02%	↓ -1.06%	↑ 0.15%	↑ 0.88%	↑ 1.65%	↑ 1.65%	↑ 2.07%	↑ 0.11%	↑ 0.04%
Difference in Open and Close (\$)	-5.9	-0.005	-0.78	0.01	286	210.25	210.25	565.0000	0.0012	0.0005
Range Day (Max- Min)/Open %	0.01	0.01	0.02	0.02	0.01	0.02	0.00	0.00	0.01	1.65
Difference in Maximum and Minimum (\$)	15.8	0.35	1.60	0.08	296	248.75	54.25	0.01	0.01	2.04
Average Return (1 Hour) %	0.16	0.43	0.72	0.56	0.21	0.34	0.27	0.16	0.14	0.12
Volatility (1 Hour) %	0.10	0.22	0.38	0.33	0.10	0.17	0.11	0.04	0.06	0.03
Return to Volatility Ratio (1 Hour)	1.673	1.968	1.899	1.717	2.190	1.964	2.480	3.518	2.540	4.815
Intraday Volatility %	0.44	0.99	1.74	1.49	0.45	0.79	0.50	0.21	0.26	0.12

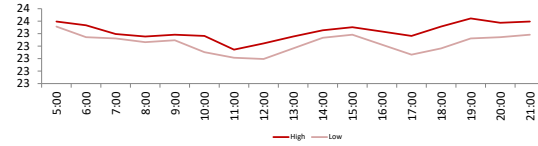
PMEX Hourly Price Movements

GOLD USD / t Oz



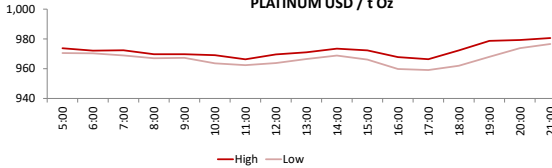
High 1992.1
Low 1976.3
Open 1975.4
Close 1969.5

SILVER USD / t Oz



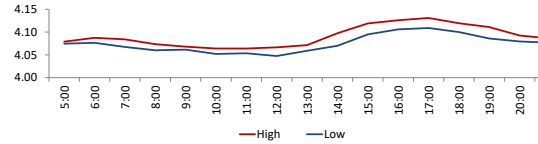
High 23.542
Low 23.197
Open 23.473
Close 23.468

PLATINUM USD / t Oz



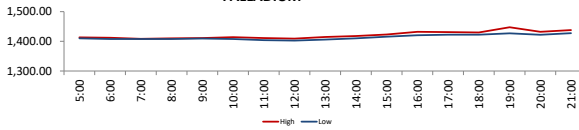
High 980.6
Low 959.1
Open 962.8
Close 956.5

COPPER USD per pound



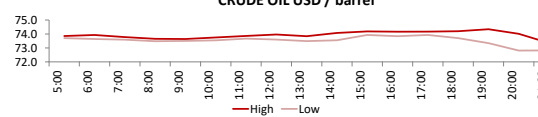
High 4.131
Low 4.0475
Open 4.077
Close 4.083

PALLADIUM



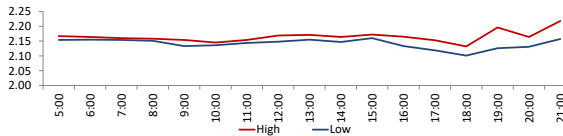
2245.5
2254.5
2241.5
2164

CRUDE OIL USD / barrel



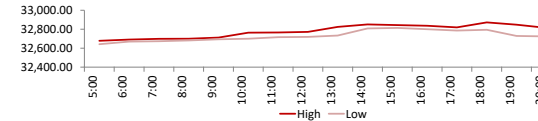
High 74.34
Low 72.74
Open 73.57
Close 72.79

NATURAL GAS USD/mmbtu



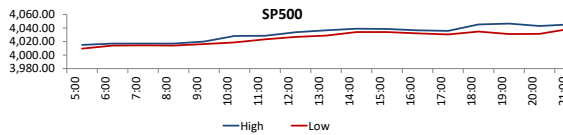
High 2.222
Low 2.101
Open 2.163
Close 2.183

DJ



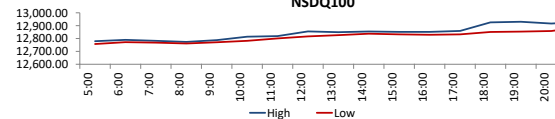
High 32919
Low 32623
Open 32613
Close 32899

SP500



High 4060.25
Low 4006
Open 12748.5
Close 12958.75

NSDQ100



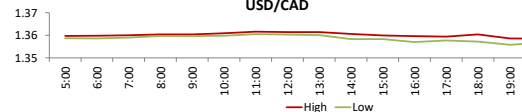
High 4060.25
Low 4006
Open 12748.5
Close 12958.75

JPY Equity

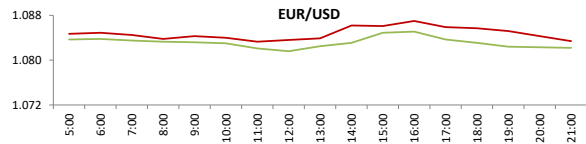


High 2259
Low 2261.5
Open 2263.5
Close 2253

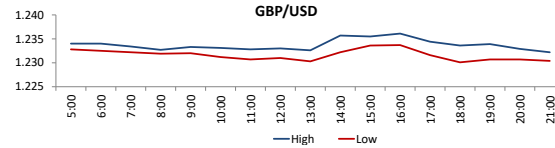
USD/CAD



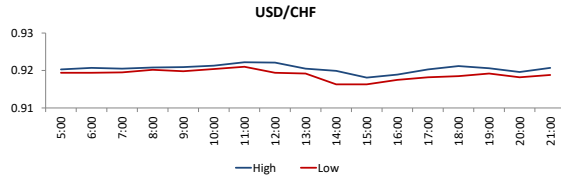
High 1.3616
Low 1.3555
Open 27310
Close 27875



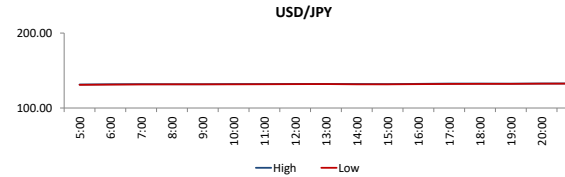
High 0.6712
 Low 0.666
 Open 130.901
 Close 0.6678



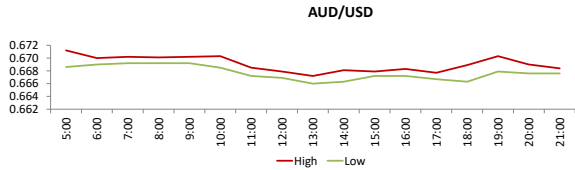
High 1.2361
 Low 1.2301
 Open 1.0846
 Close 1.0858



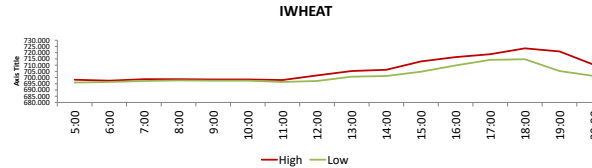
High 0.9222
 Low 0.9163
 Open 1.3598
 Close 1.3596



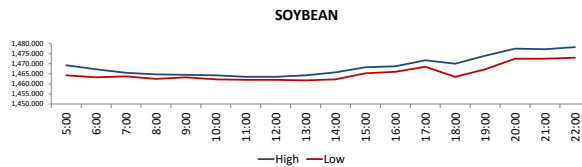
High 137.88
 Low 130.839
 Open 1.7341
 Close 1.2346



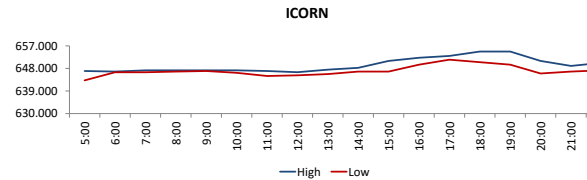
High 0.6712
 Low 0.666
 Open 130.901
 Close 0.6678



High 726.5
 Low 712
 Open 725.25
 Close 725.25



High 1478.25
 Low 1461.75
 Open 648.25
 Close 650.25



High 654.75
 Low 642.5
 Open 82.29
 Close 82.39

DISCLAIMER: This report is for information purpose only and does not constitute an offer or solicitation to make an investment in Commodity Futures Contracts which carries risk. Any views, expressions or opinions expressed in this report are solely for providing information to readers. Figures appearing in the report are although taken from reliable sources as presented however, we are not taking any responsibility about its accuracy, completeness and any decision taken on the basis of such information.

For subscription and further information please contact us at:

UAN: +92-21-111-11-PMEX (7639) | Email: info@pmex.com.pk | Web: www.pmex.com.pk