

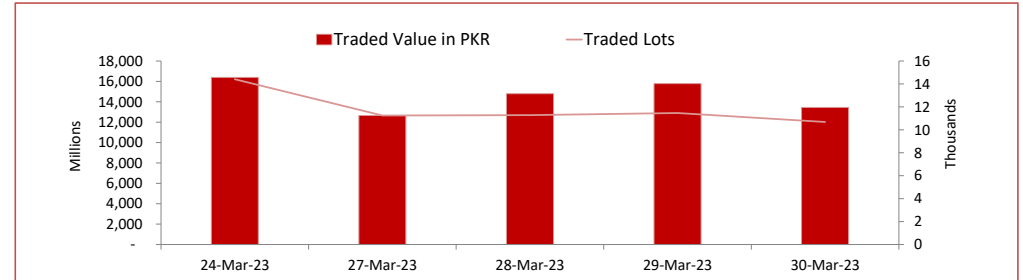
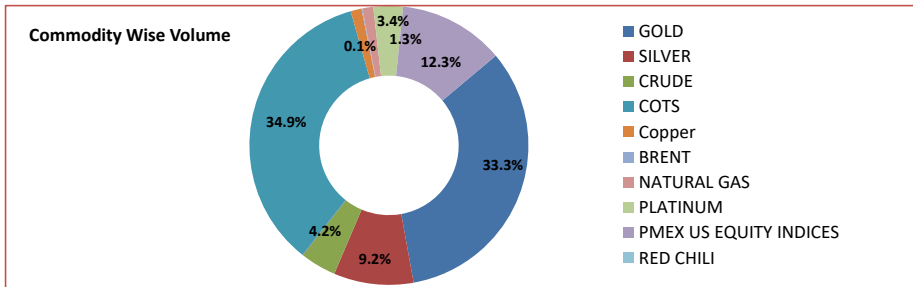
PMEX Daily Statistical Report

Friday, March 31, 2023



PMEX Market Overview

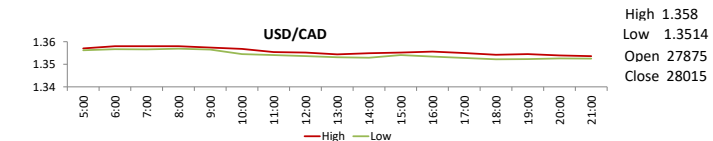
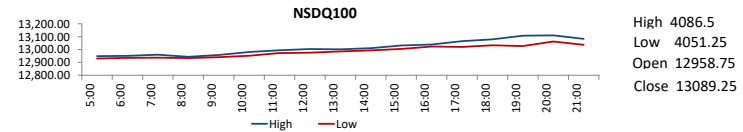
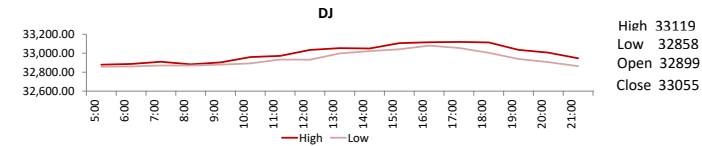
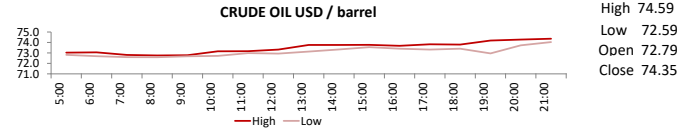
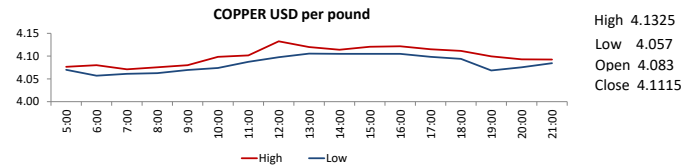
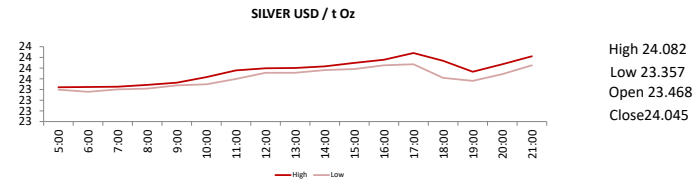
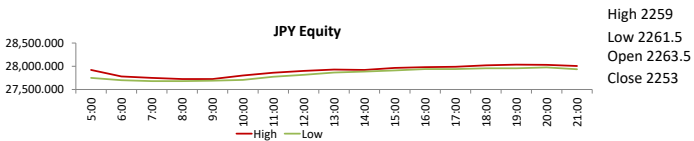
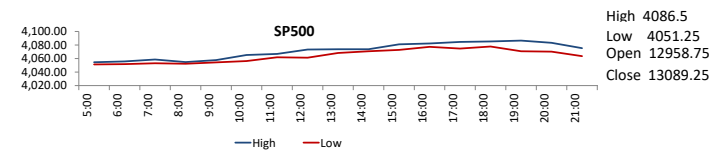
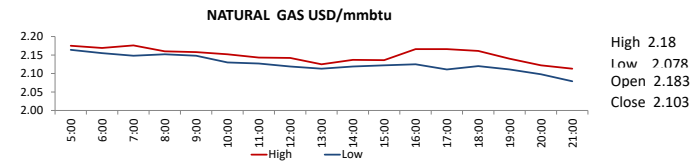
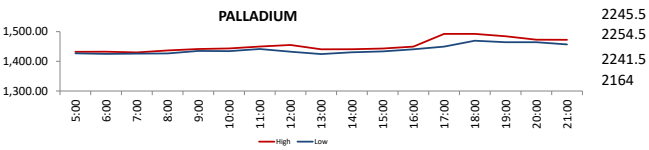
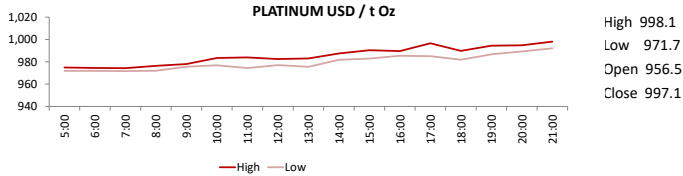
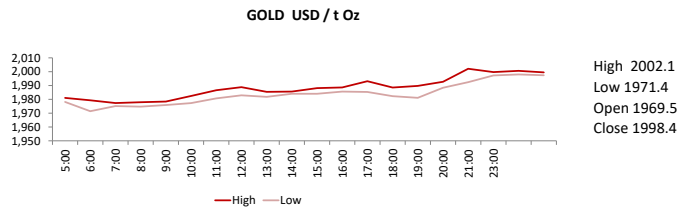
On Thursday, at PMEX the traded value of Metals, Energy, COTS/FX and indices was recorded at PKR 13.439 billion and the number of lots traded at 10,679. Major business was contributed by Currencies through COTS amounting to PKR 4.698 billion, followed by Gold (PKR 4.474 billion), Silver (PKR 1.242 billion), NSDQ 100 (PKR 1.000 billion), Crude Oil (PKR 561.331 million), Platinum (PKR 460.464 million), DJ (PKR 440.171 million), Copper (PKR 170.371 million), Natural Gas (PKR 170.132 million), SP500 (PKR 128.436 million), Japan Equity (PKR 79.419 million) and Brent (PKR 12.912 million). In Agricultural Commodities, 6 lots of Cotton amounting to PKR 7.084 million were traded.

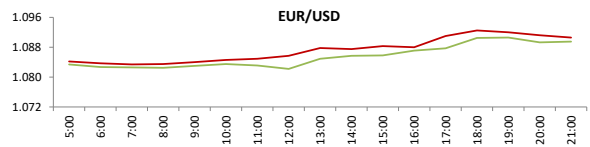


PMEX Price Return Summary

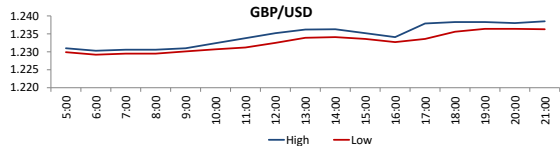
Statistics	Gold	Silver	Crude Oil	Copper	DJ	SP500	NSDQ	EURUSD	GBPUSD	JPYUSD
Return Close/Open %	↑ 1.47%	↑ 2.46%	↑ 2.14%	↑ 0.70%	↑ 0.47%	↑ 1.01%	↑ 1.01%	↑ 0.50%	↑ 0.44%	↑ 0.35%
Difference in Open and Close (\$)	28.9	0.577	1.56	0.03	156	130.50	130.50	140.0000	0.0048	0.0043
Range Day (Max- Min)/Open %	0.02	0.03	0.03	0.02	0.01	0.01	0.00	0.00	0.01	0.62
Difference in Maximum and Minimum (\$)	30.7	0.73	2.00	0.08	261	179.75	35.25	0.01	0.01	0.77
Average Return (1 Hour) %	0.16	0.43	0.72	0.56	0.21	0.34	0.27	0.16	0.14	0.12
Volatility (1 Hour) %	0.10	0.22	0.38	0.33	0.10	0.17	0.11	0.04	0.06	0.03
Return to Volatility Ratio (1 Hour)	1.673	1.968	1.899	1.717	2.190	1.964	2.480	3.518	2.540	4.815
Intraday Volatility %	0.44	0.99	1.74	1.49	0.45	0.79	0.50	0.21	0.26	0.12

PMEX Hourly Price Movements

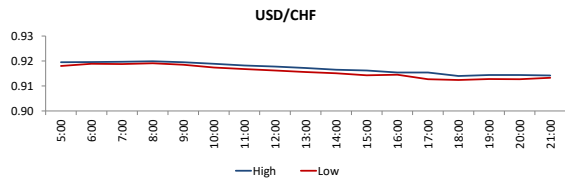




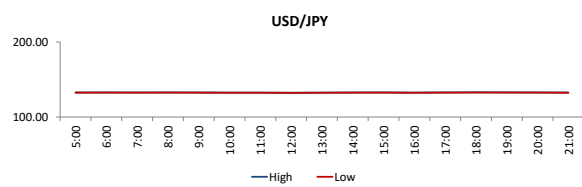
High 0.6717
 Low 0.666
 Open 131.898
 Close 0.6712



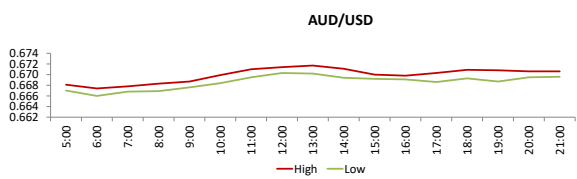
High 1.2392
 Low 1.2292
 Open 1.0858
 Close 1.0906



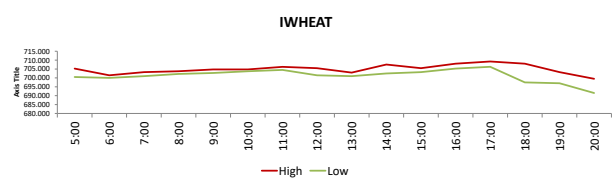
High 0.9199
 Low 0.9124
 Open 1.3596
 Close 1.3523



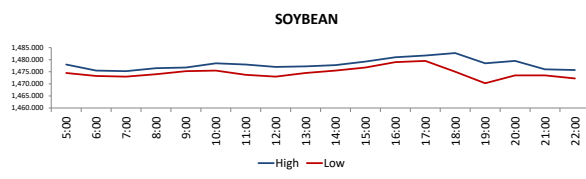
High 137.956
 Low 132.188
 Open 1.7346
 Close 1.2389



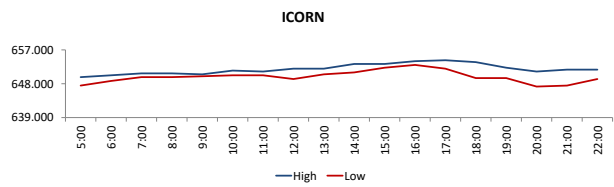
High 0.6717
 Low 0.666
 Open 131.898
 Close 0.6712



High 726.5
 Low 712
 Open 725.25
 Close 725.25



High 1482.75
 Low 1470.25
 Open 650.25
 Close 651.25



High 654.25
 Low 647.25
 Open 82.39
 Close 83.57

DISCLAIMER: This report is for information purpose only and does not constitute an offer or solicitation to make an investment in Commodity Futures Contracts which carries risk. Any views, expressions or opinions expressed in this report are solely for providing information to readers. Figures appearing in the report are although taken from reliable sources as presented however, we are not taking any responsibility about its accuracy, completeness and any decision taken on the basis of such information.

For subscription and further information please contact us at:

UAN: +92-21-111-11-PMEX (7639) | Email: info@pmex.com.pk | Web: www.pmex.com.pk