

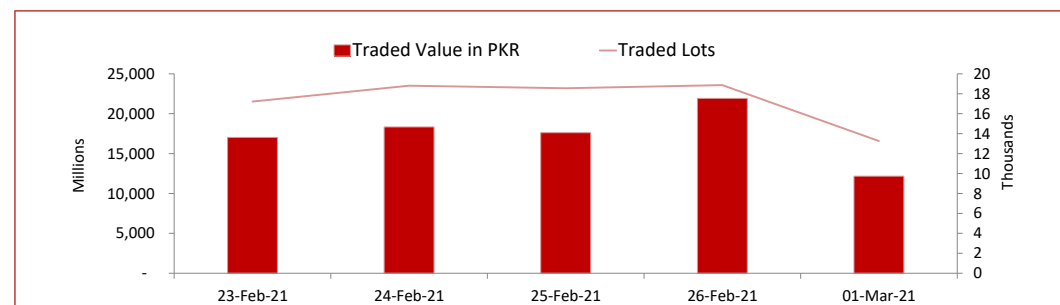
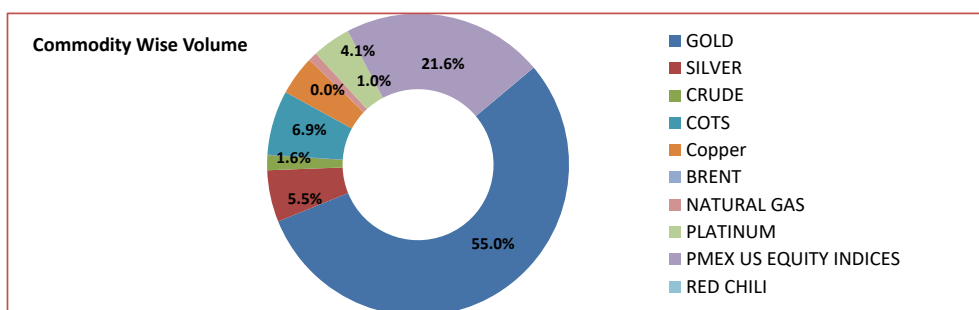
PMEX Daily Statistical Report

Tuesday, March 2, 2021



PMEX Market Overview

On Monday, at PMEX the traded value of Metals, Energy, COTS/FX and indices was recorded at PKR 12.169 billion and the number of lots traded at 13,252. Major business was contributed by Gold amounting to PKR 6.693 billion, followed by NSDQ 100 (PKR 2.143 billion), Currencies through COTS (PKR 841.080 million), Silver (PKR 674.760 million), Copper (PKR 515.712 million), Platinum (PKR 502.234 million), DJ (PKR 420.454 million), Crude Oil (PKR 195.004 million), Natural Gas (PKR 118.051 million), SP500 (PKR 60.475 million) and Japan Equity (PKR 661 million). In Agricultural Commodities, 7 lots of Cotton amounting to PKR 5.084 million were traded.

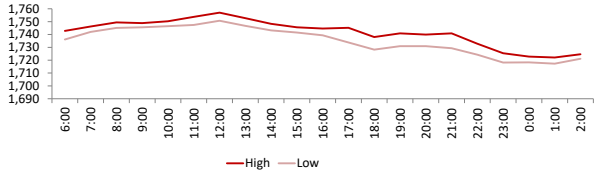


PMEX Price Return Summary

Statistics	Gold	Silver	Crude Oil	Brent Oil	DJ	SP500	NSDQ	EURUSD	GBPUSD	JPYUSD
Return Close/Open %	↓ -0.55%	↓ -0.11%	↓ -1.92%	↓ -1.45%	↑ 2.13%	↑ 3.13%	↑ 2.59%	↓ -0.21%	↓ -0.05%	↑ 0.22%
Difference in Open and Close (\$)	-9.5	-0.028	-1.18	-0.93	657	404.50	98.50	-0.0025	-0.0007	0.2380
Range Day (Max- Min)/Open %	0.02	0.02	0.05	0.03	0.02	0.02	0.02	0.01	0.01	0.00
Difference in Maximum and Minimum (\$)	39.7	0.66	2.95	1.66	555	289.75	77.50	0.01	0.01	0.44
Average Return (1 Hour) %	0.39	0.60	0.65	0.55	0.27	0.38	0.29	0.13	0.19	0.11
Volatility (1 Hour) %	0.15	0.19	0.40	0.23	0.16	0.17	0.15	0.06	0.08	0.04
Return to Volatility Ratio (1 Hour)	2.533	3.113	1.642	2.34	1.737	2.279	1.892	2.142	2.372	2.818
Intraday Volatility %	0.70	0.88	1.82	1.07	0.71	0.77	0.69	0.28	0.36	0.17

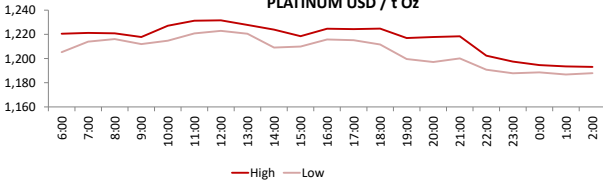
PMEX Hourly Price Movements

GOLD USD / t Oz



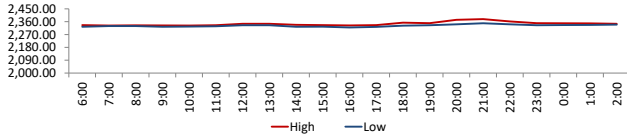
High 1757
Low 1717.3
Open 1733
Close 1723.5

PLATINUM USD / t Oz



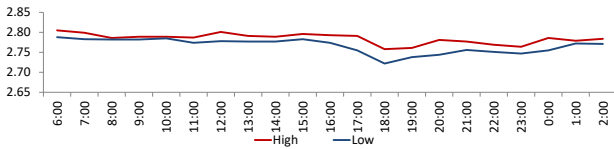
High 1231.6
Low 1186.8
Open 1194.3
Close 1191.7

PALLADIUM



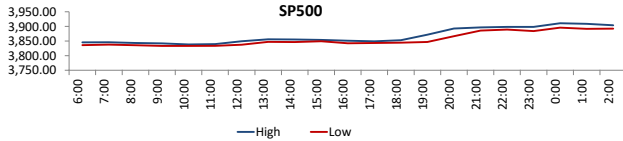
High 2378
Low 2319.5
Open 2309.3
Close 2346.5

NATURAL GAS USD/mmbtu



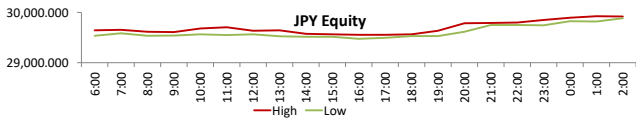
High 2.805
Low 2.722
Open 2.772
Close 2.785

SP500



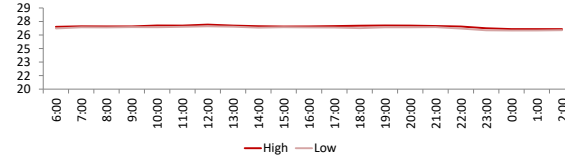
High 3910.75
Low 3833.25
Open 3806.5
Close 3905

JPY Equity



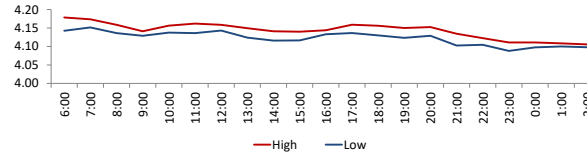
High 29925
Low 29475
Open 29265
Close 29920

SILVER USD / t Oz



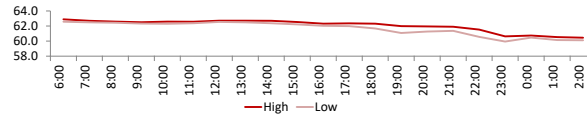
High 27.157
Low 26.502
Open 26.63
Close 26.63

COPPER USD per pound



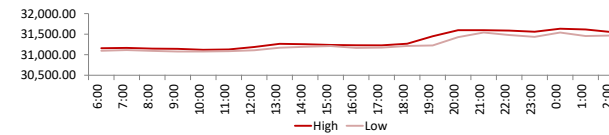
High 4.1785
Low 4.088
Open 4.1015
Close 4.1063

CRUDE OIL USD / barrel



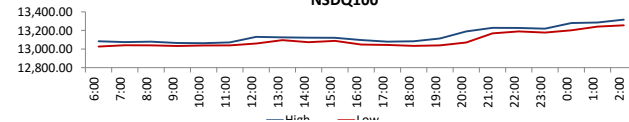
High 62.89
Low 59.94
Open 61.53
Close 60.35

DJ



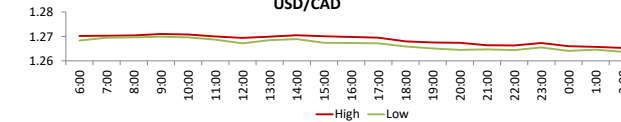
High 31632
Low 31077
Open 30896
Close 31553

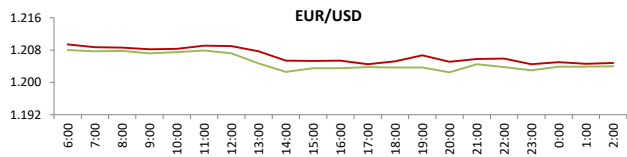
NSDQ100



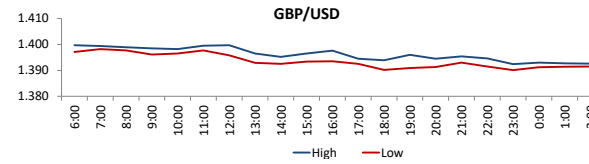
High 3910.75
Low 3833.25
Open 3806.5
Close 3905

USD/CAD

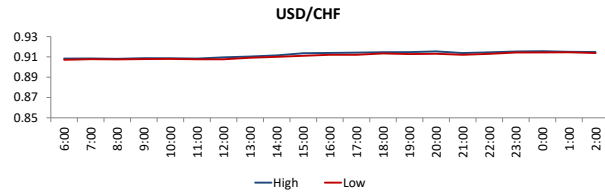




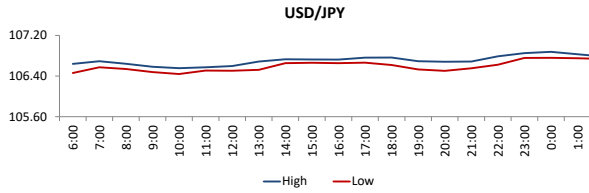
High 0.7784
 Low 0.7718
 Open 0.771
 Close 1.2644



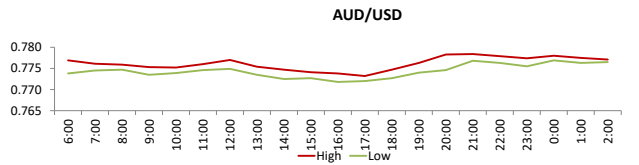
High 1.3997
 Low 1.3901
 Open 1.3933
 Close 1.3926



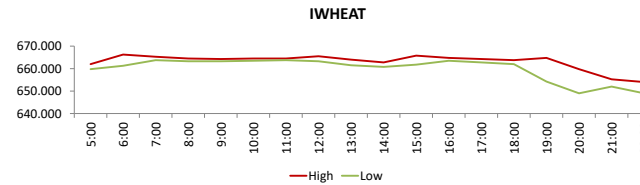
High 0.9156
 Low 0.9071
 Open 0.9088
 Close 0.9149



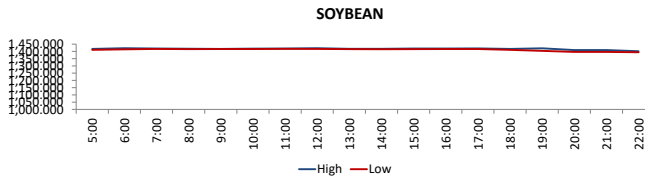
High 106.877
 Low 106.44
 Open 106.537
 Close 106.775



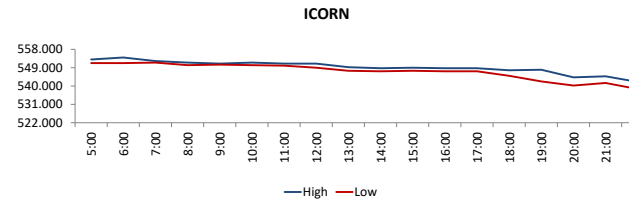
High 0.7784
 Low 0.7718
 Open 0.771
 Close 1.2644



High 666.25
 Low 649
 Open 659.25
 Close 649.5



High 1422
 Low 1394
 Open 1399
 Close 1395.5



High 554
 Low 538.5
 Open 543.75
 Close 538.5

DISCLAIMER: This report is for information purpose only and does not constitute an offer or solicitation to make an investment in Commodity Futures Contracts which carries risk. Any views, expressions or opinions expressed in this report are solely for providing information to readers. Figures appearing in the report are although taken from reliable sources as presented however, we are not taking any responsibility about its accuracy, completeness and any decision taken on the basis of such information.

For subscription and further information please contact us at:

UAN: +92-21-111-11-PMEX (7639) | Email: info@pmex.com.pk | Web: www.pmem.com.pk