

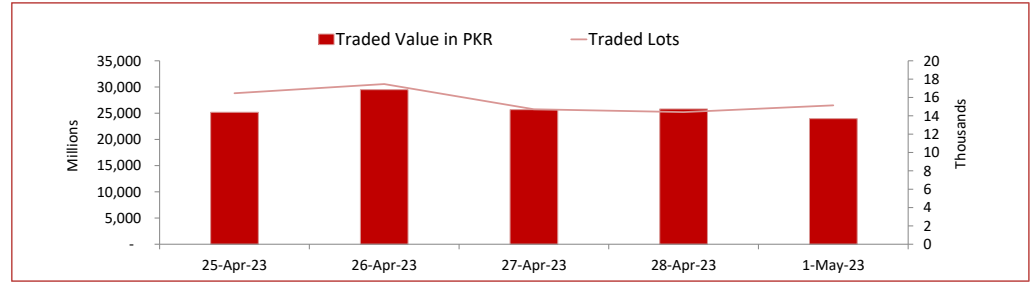
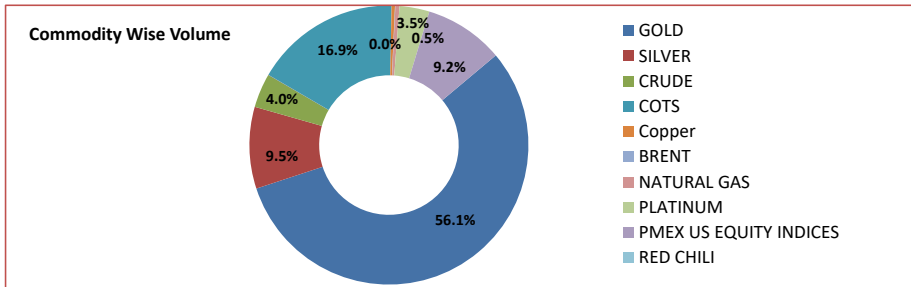
PMEX Daily Statistical Report

Tuesday, May 2, 2023



PMEX Market Overview

On Monday at PMEX the traded value of Metals, Energy, COTS/FX and indices was recorded at PKR 23.944 billion and the number of lots traded at 15,138. Major business was contributed by Gold amounting to PKR 13.427 billion, followed by Currencies through COTS (PKR 4.048 billion), Silver (PKR 2.268 billion), NSDQ 100 (PKR 1.737 billion), Crude Oil (PKR 947.510 million), Platinum (PKR 829.161 million), DJ (PKR 320.668 million), SP 500 (PKR 139.210 million), Natural Gas (PKR 114.484 million), Copper (PKR 93.241 million), Brent (PKR 10.980 million) and Japan Equity (PKR 8.319 million). In Agricultural commodities, 5 lots of Cotton amounting to PKR 5.745 million were traded.

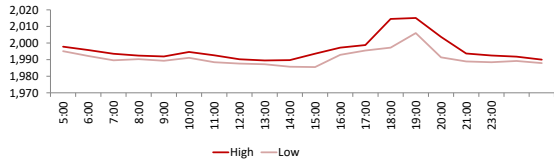


PMEX Price Return Summary

Statistics	Gold	Silver	Crude Oil	Copper	DJ	SP500	NSDQ	EURUSD	GBPUSD	JPYUSD
Return Close/Open %	↓ -0.37%	⇒ 0.00%	↓ -1.17%	↑ 1.07%	↓ -0.29%	↓ -0.29%	↓ -0.29%	↑ 0.67%	↓ -0.36%	↓ -0.56%
Difference in Open and Close (\$)	-7.4	0.000	-0.90	0.04	-99	-38.75	-38.75	195.0000	-0.0040	-0.0071
Range Day (Max- Min)/Open %	0.01	0.04	0.03	0.03	0.01	0.01	0.00	0.00	0.01	1.10
Difference in Maximum and Minimum (\$)	29.6	1.07	2.15	0.13	257	106.75	27.50	0.01	0.01	1.37
Average Return (1 Hour) %	0.16	0.43	0.72	0.56	0.21	0.34	0.27	0.16	0.14	0.12
Volatility (1 Hour) %	0.10	0.22	0.38	0.33	0.10	0.17	0.11	0.04	0.06	0.03
Return to Volatility Ratio (1 Hour)	1.673	1.968	1.899	1.717	2.190	1.964	2.480	3.518	2.540	4.815
Intraday Volatility %	0.44	0.99	1.74	1.49	0.45	0.79	0.50	0.21	0.26	0.12

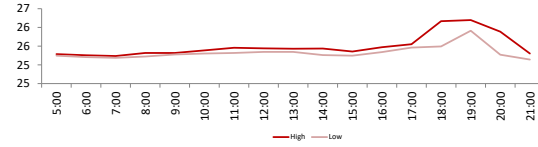
PMEX Hourly Price Movements

GOLD USD / t Oz



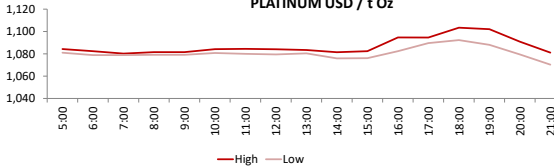
High 2015.1
Low 1985.5
Open 1998.6
Close 1991.2

SILVER USD / t Oz



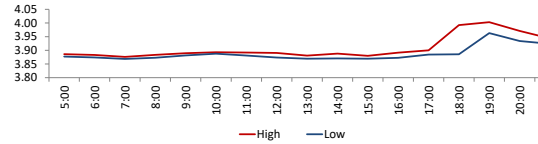
High 26.197
Low 25.132
Open 25.078
Close 25.078

PLATINUM USD / t Oz



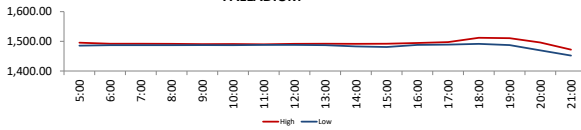
High 1103.4
Low 1062.3
Open 1088
Close 1065.3

COPPER USD per pound



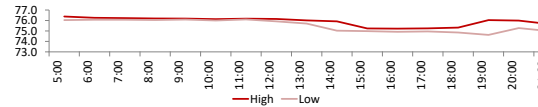
High 4.003
Low 3.8685
Open 3.8965
Close 3.938

PALLADIUM



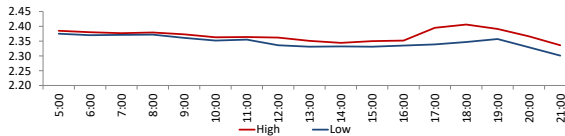
2245.5
2254.5
2241.5
2164

CRUDE OIL USD / barrel



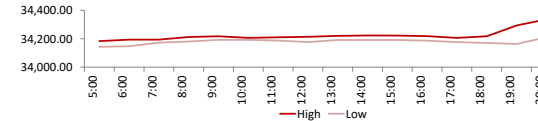
High 76.66
Low 74.51
Open 76.64
Close 75.74

NATURAL GAS USD/mmbtu



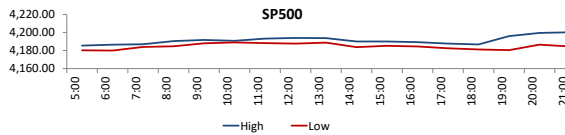
High 2.406
Low 2.288
Open 2.4
Close 2.317

DJ



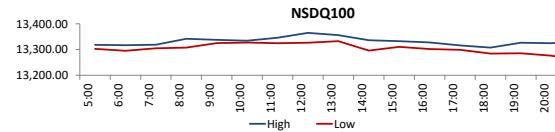
High 34358
Low 34101
Open 34212
Close 34113

SP500



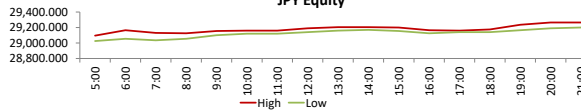
High 4205
Low 4177.5
Open 41326.75
Close 41328

NSDQ100



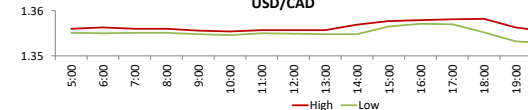
High 4205
Low 4177.5
Open 13326.75
Close 13288

JPY Equity

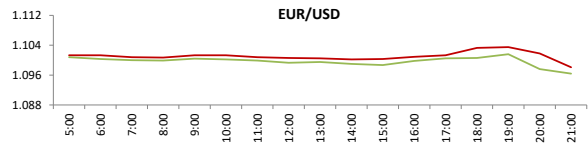


High 2259
Low 2261.5
Open 2263.5
Close 2253

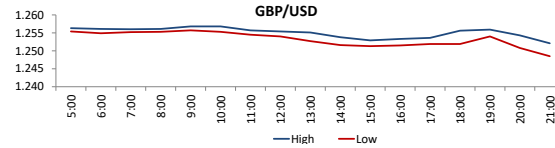
USD/CAD



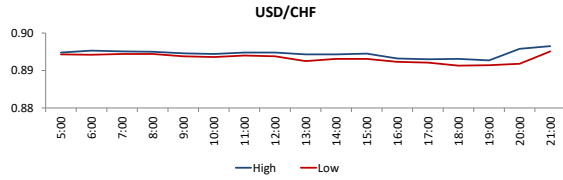
High 1.3582
Low 1.3528
Open 29095
Close 29290



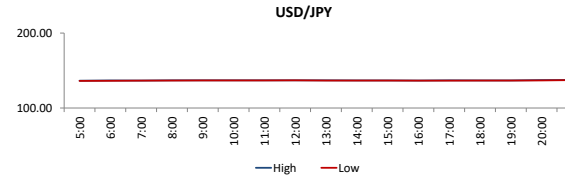
High 0.6667
 Low 0.6605
 Open 136.327
 Close 0.6631



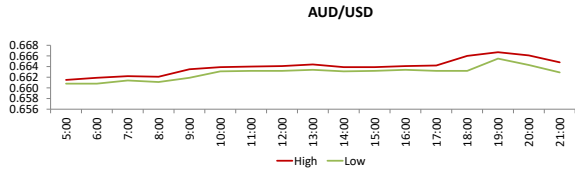
High 1.2569
 Low 1.2479
 Open 1.1017
 Close 1.0977



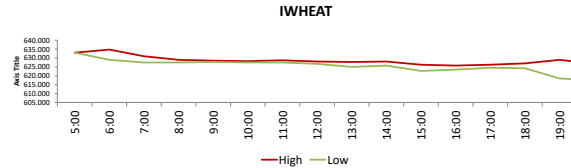
High 0.8966
 Low 0.8913
 Open 1.3545
 Close 1.3543



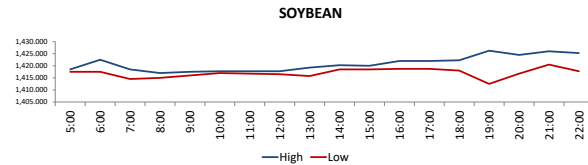
High 137.531
 Low 136.16
 Open 1.2567
 Close 1.2496



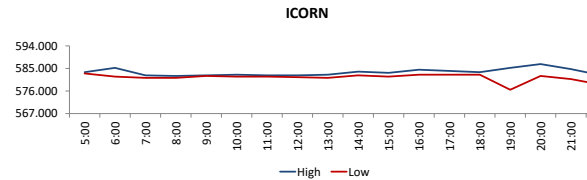
High 0.6667
 Low 0.6605
 Open 136.327
 Close 0.6631



High 726.5
 Low 712
 Open 725.25
 Close 725.25



High 1427.75
 Low 1412.5
 Open 587
 Close 581.25



High 586.75
 Low 576.5
 Open 81.02
 Close 81.34

DISCLAIMER: This report is for information purpose only and does not constitute an offer or solicitation to make an investment in Commodity Futures Contracts which carries risk. Any views, expressions or opinions expressed in this report are solely for providing information to readers. Figures appearing in the report are although taken from reliable sources as presented however, we are not taking any responsibility about its accuracy, completeness and any decision taken on the basis of such information.

For subscription and further information please contact us at:

UAN: +92-21-111-11-PMEX (7639) | Email: info@pmex.com.pk | Web: www.pmex.com.pk