

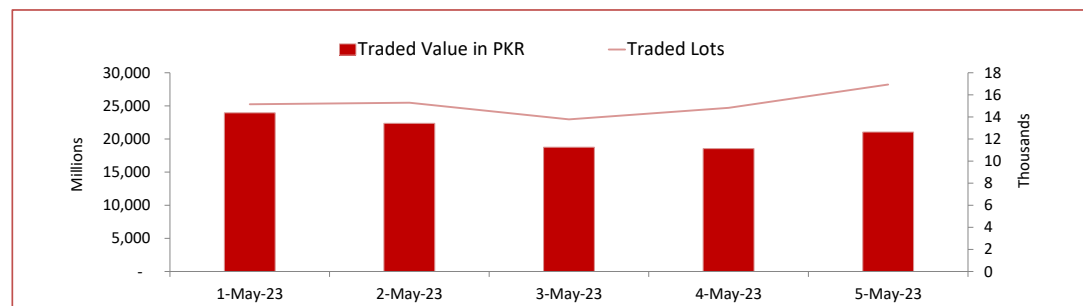
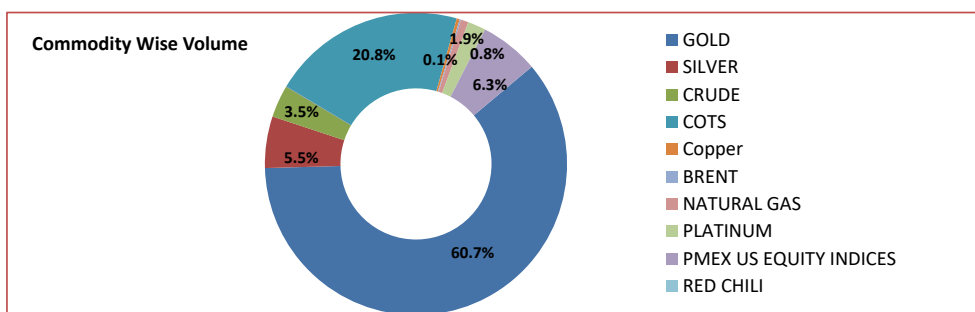
PMEX Daily Statistical Report

Monday, May 8, 2023



PMEX Market Overview

On Friday at PMEX the traded value of Metals, Energy, COTS/FX and indices was recorded at PKR 21.054 billion and the number of lots traded at 16,930. Major business was contributed by Gold amounting to PKR 12.779 billion, followed by Currencies through COTS (PKR 4.376 billion), Silver (PKR 1.161 billion), Crude Oil (PKR 726.930 million), NSDQ 100 (PKR 671.736 million), DJ (PKR 477.096 million), Platinum (PKR 406.287 million), Natural Gas (PKR 169.976 million), SP 500 (PKR 167.462 million), Copper (PKR 69.243 million), Brent (PKR 31.136 million) and Japan equity (PKR 16.465 million). In Agricultural commodities, 6 lots of Cotton amounting to PKR 7.109 million were traded.

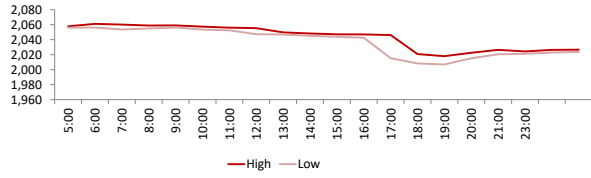


PMEX Price Return Summary

Statistics	Gold	Silver	Crude Oil	Copper	DJ	SP500	NSDQ	EURUSD	GBPUSD	JPYUSD
Return Close/Open %	↓ -1.64%	↑ 3.42%	↑ 3.99%	↑ 0.86%	↑ 1.65%	↑ 2.05%	↑ 2.05%	↑ 1.64%	↑ 0.06%	↑ 0.46%
Difference in Open and Close (\$)	-33.7	0.857	2.74	0.03	549	266.75	266.75	470.0000	0.0007	0.0058
Range Day (Max- Min)/Open %	0.03	0.04	0.05	0.02	0.02	0.02	0.01	0.00	0.01	0.99
Difference in Maximum and Minimum (\$)	54.2	1.02	3.32	0.08	605	282.00	79.75	0.01	0.01	1.25
Average Return (1 Hour) %	0.16	0.43	0.72	0.56	0.21	0.34	0.27	0.16	0.14	0.12
Volatility (1 Hour) %	0.10	0.22	0.38	0.33	0.10	0.17	0.11	0.04	0.06	0.03
Return to Volatility Ratio (1 Hour)	1.673	1.968	1.899	1.717	2.190	1.964	2.480	3.518	2.540	4.815
Intraday Volatility %	0.44	0.99	1.74	1.49	0.45	0.79	0.50	0.21	0.26	0.12

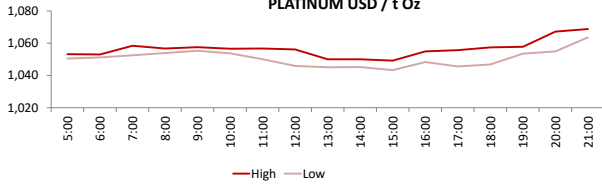
PMEX Hourly Price Movements

GOLD USD / t Oz



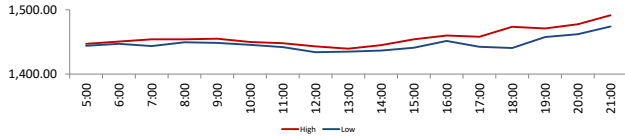
High 2061.1
Low 2006.9
Open 2058.5
Close 2024.8

PLATINUM USD / t Oz



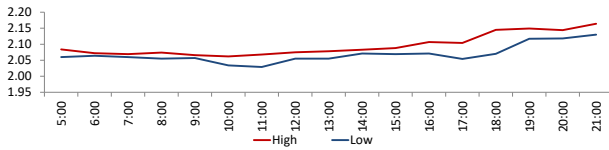
High 1069.1
Low 1043.3
Open 1054.2
Close 1068.2

PALLADIUM



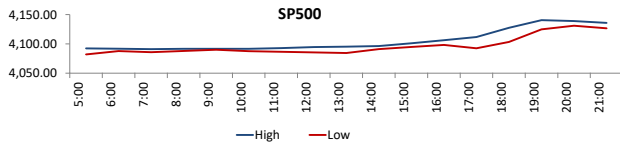
2245.5
2254.5
2241.5
2164

NATURAL GAS USD/mmbtu



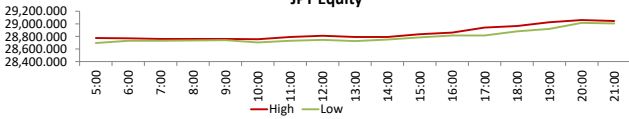
High 2.164
Low 2.079
Open 2.087
Close 2.114

SP500



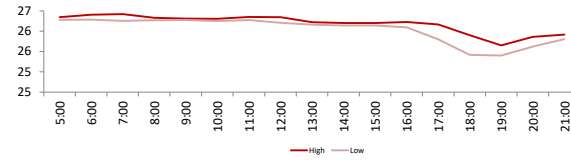
High 4161.75
Low 4082
Open 13044
Close 13310.75

JPY Equity



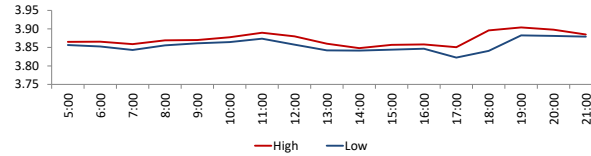
High 2259
Low 2261.5
Open 2263.5
Close 2253

SILVER USD / t Oz



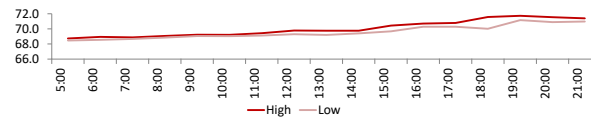
High 26.422
Low 25.402
Open 25.078
Close 25.935

COPPER USD per pound



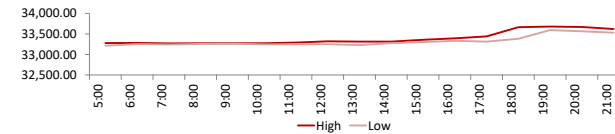
High 3.904
Low 3.8225
Open 3.8585
Close 3.8915

CRUDE OIL USD / barrel



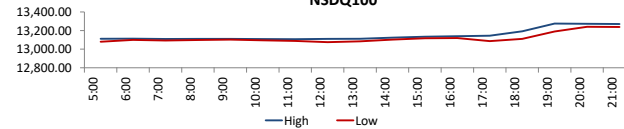
High 71.78
Low 68.46
Open 68.62
Close 71.36

DJ



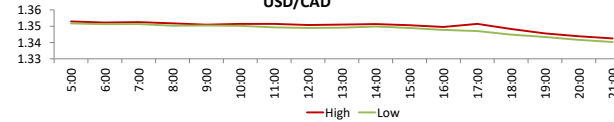
High 33817
Low 33212
Open 33184
Close 33733

NSDQ100

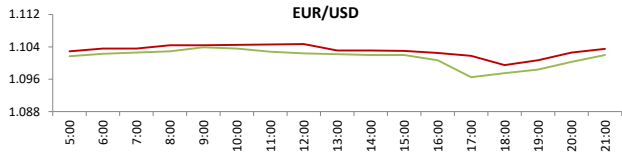


High 4161.75
Low 4082
Open 13044
Close 13310.75

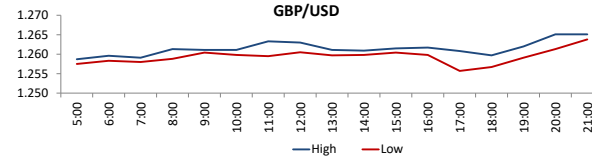
USD/CAD



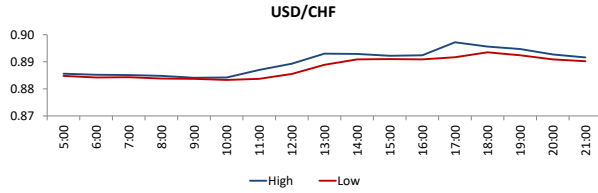
High 1.353
Low 1.3367
Open 1.2910
Close 1.2910



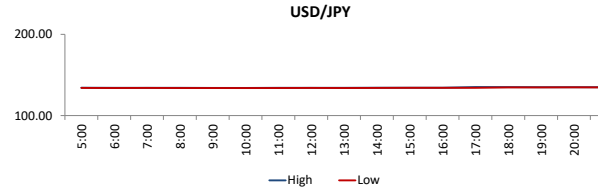
High 0.6756
 Low 0.6685
 Open 134.278
 Close 0.6753



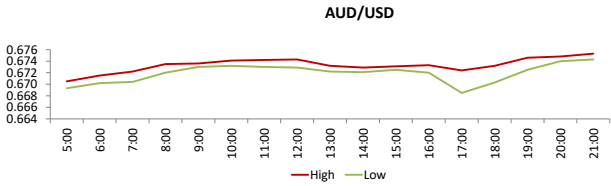
High 1.2651
 Low 1.2557
 Open 1.1012
 Close 1.1019



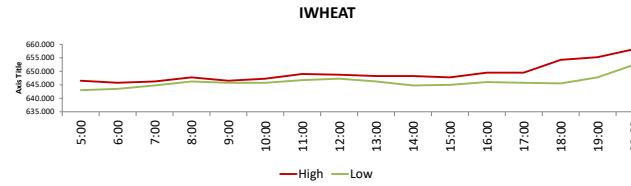
High 0.8972
 Low 0.8833
 Open 1.3539
 Close 1.3377



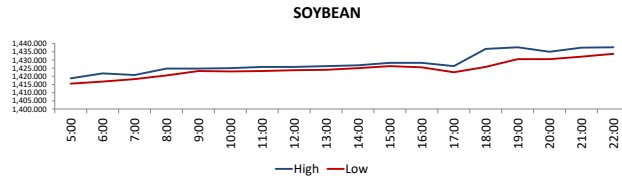
High 135.111
 Low 133.865
 Open 1.2574
 Close 1.2632



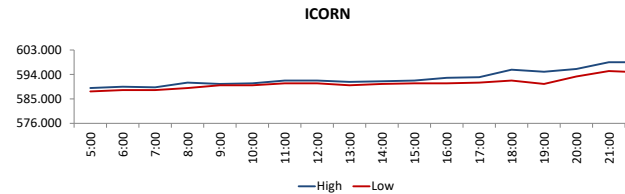
High 0.6756
 Low 0.6685
 Open 134.278
 Close 0.6753



High 726.5
 Low 712
 Open 725.25
 Close 725.25



High 1437.75
 Low 1415.5
 Open 589.75
 Close 596.25



High 598.5
 Low 587.75
 Open 81.76
 Close 83.91

DISCLAIMER: This report is for information purpose only and does not constitute an offer or solicitation to make an investment in Commodity Futures Contracts which carries risk. Any views, expressions or opinions expressed in this report are solely for providing information to readers. Figures appearing in the report are although taken from reliable sources as presented however, we are not taking any responsibility about its accuracy, completeness and any decision taken on the basis of such information.

For subscription and further information please contact us at:

UAN: +92-21-111-11-PMEX (7639) | Email: info@pmex.com.pk | Web: www.pmex.com.pk