

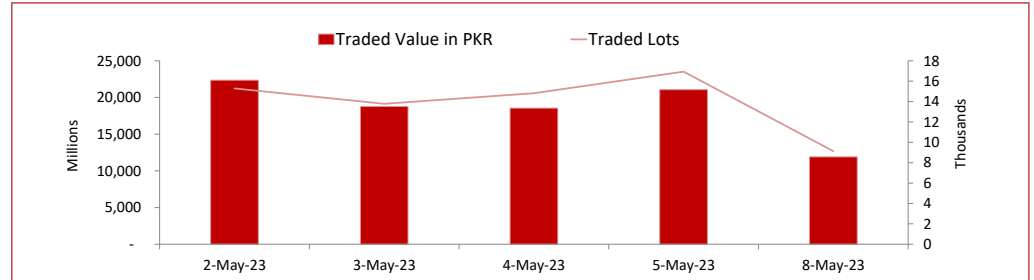
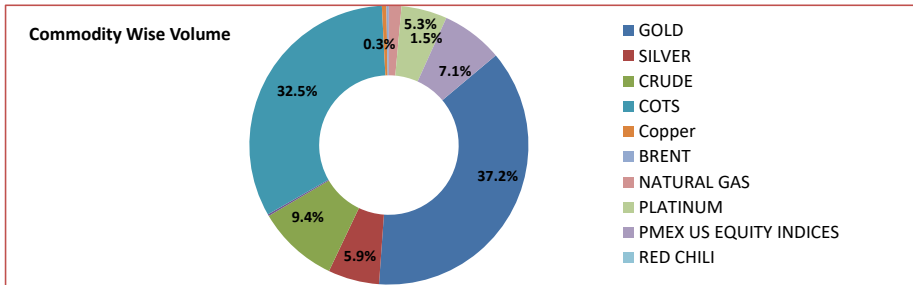
PMEX Daily Statistical Report

Tuesday, May 9, 2023



PMEX Market Overview

On Monday at PMEX the traded value of Metals, Energy, COTS/FX and indices was recorded at PKR 11.875 billion and the number of lots traded at 9,133. Major business was contributed by Gold amounting to PKR 4.432 billion, followed by Currencies through COTS (PKR 3.864 billion), Crude Oil (PKR 1.124 billion), Silver (PKR 706.140 million), Platinum (PKR 631.206 million), NSDQ 100 (PKR 566.311 million), Natural Gas (PKR 174.089 million), DJ (PKR 172.028 million), SP 500 (PKR 94.134 million), Copper (PKR 61,222 million), Brent (PKR 33.471 million) and Japan Equity (PKR 16.448 million). In Agricultural Commodities, 21 lots of Cotton amounting to PKR 24.949 million were traded.

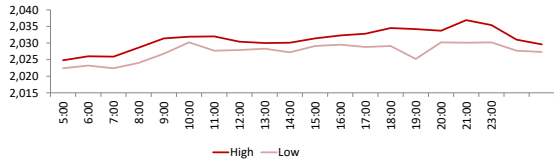


PMEX Price Return Summary

Statistics	Gold	Silver	Crude Oil	Copper	DJ	SP500	NSDQ	EURUSD	GBPUSD	JPYUSD
Return Close/Open %	↑ 0.19%	↓ -0.53%	↑ 2.00%	↑ 0.81%	↓ -0.15%	↑ 0.19%	↑ 0.19%	↓ -0.15%	↓ -0.14%	↓ -0.10%
Difference in Open and Close (\$)	3.9	-0.137	1.43	0.03	-50	25.25	25.25	-45.0000	-0.0015	-0.0013
Range Day (Max- Min)/Open %	0.01	0.01	0.04	0.02	0.01	0.01	0.00	0.00	0.01	0.52
Difference in Maximum and Minimum (\$)	15.1	0.23	2.64	0.08	210	113.00	23.25	0.01	0.01	0.66
Average Return (1 Hour) %	0.16	0.43	0.72	0.56	0.21	0.34	0.27	0.16	0.14	0.12
Volatility (1 Hour) %	0.10	0.22	0.38	0.33	0.10	0.17	0.11	0.04	0.06	0.03
Return to Volatility Ratio (1 Hour)	1.673	1.968	1.899	1.717	2.190	1.964	2.480	3.518	2.540	4.815
Intraday Volatility %	0.44	0.99	1.74	1.49	0.45	0.79	0.50	0.21	0.26	0.12

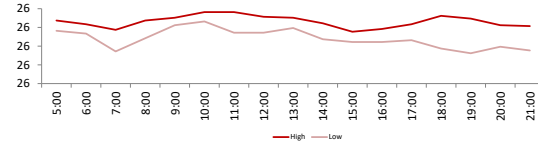
PMEX Hourly Price Movements

GOLD USD / t Oz



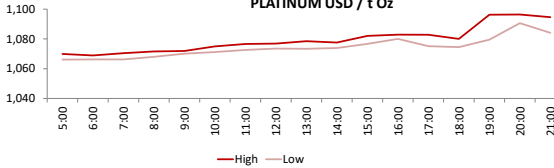
High 2036.9
Low 2021.8
Open 2024.8
Close 2028.7

SILVER USD / t Oz



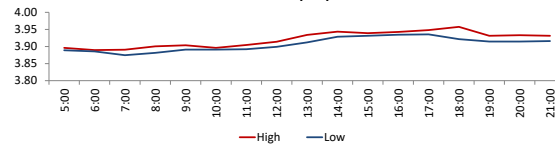
High 25.982
Low 25.752
Open 25.935
Close 25.798

PLATINUM USD / t Oz



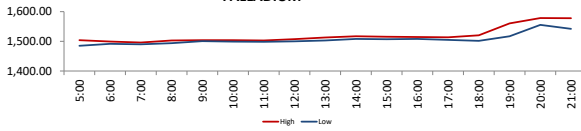
High 1096.4
Low 1065.7
Open 1068.2
Close 1083.8

COPPER USD per pound



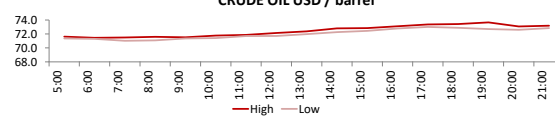
High 3.9575
Low 3.8745
Open 3.8915
Close 3.923

PALLADIUM



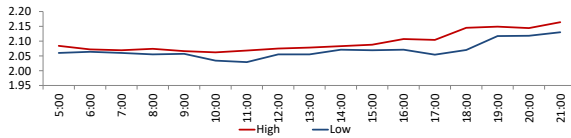
2245.5
2254.5
2241.5
2164

CRUDE OIL USD / barrel



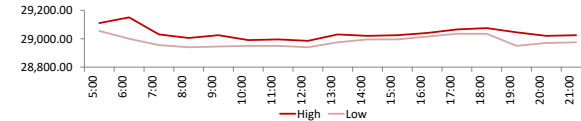
High 73.66
Low 71.02
Open 71.36
Close 72.79

NATURAL GAS USD/mmbtu



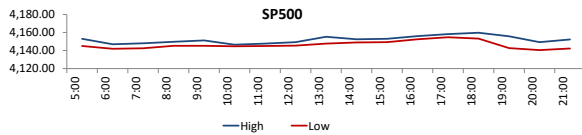
High 2.164
Low 2.079
Open 2.114
Close 2.248

DJ



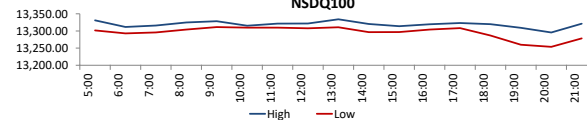
High 29150
Low 28940
Open 33733
Close 33683

SP500



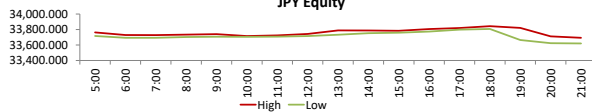
High 4159.75
Low 4136.5
Open 13310.75
Close 13336

NSDQ100



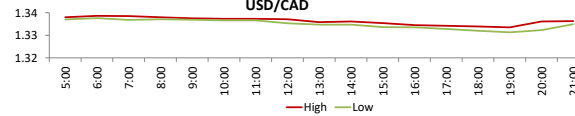
High 4159.75
Low 4136.5
Open 13310.75
Close 13336

JPY Equity

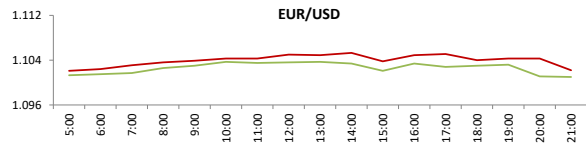


High 2259
Low 2261.5
Open 2263.5
Close 2253

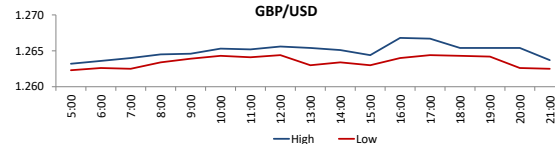
USD/CAD



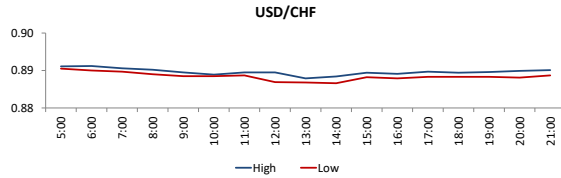
High 1.3386
Low 1.3313
Open 29100
Close 29055



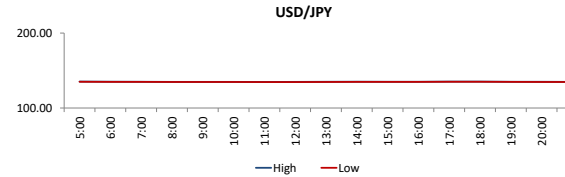
High 0.6803
 Low 0.6738
 Open 134.837
 Close 0.6781



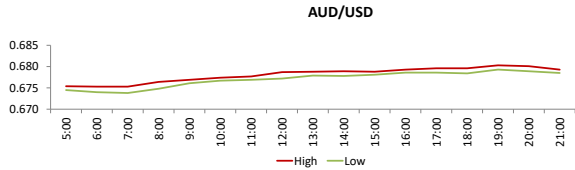
High 1.2668
 Low 1.2611
 Open 1.1019
 Close 1.1004



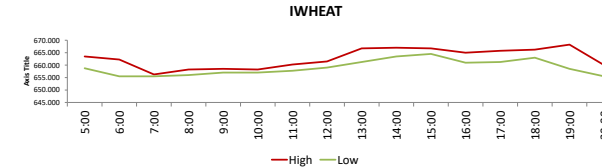
High 0.8912
 Low 0.8866
 Open 1.3377
 Close 1.3373



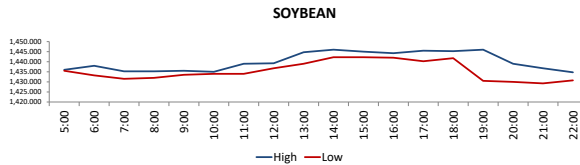
High 135.287
 Low 134.625
 Open 1.2632
 Close 1.2619



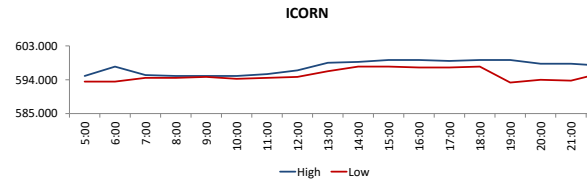
High 0.6803
 Low 0.6738
 Open 134.837
 Close 0.6781



High 726.5
 Low 712
 Open 725.25
 Close 725.25



High 1446
 Low 1429.25
 Open 596.25
 Close 598.75



High 599.25
 Low 593.25
 Open 83.91
 Close 83.36

DISCLAIMER: This report is for information purpose only and does not constitute an offer or solicitation to make an investment in Commodity Futures Contracts which carries risk. Any views, expressions or opinions expressed in this report are solely for providing information to readers. Figures appearing in the report are although taken from reliable sources as presented however, we are not taking any responsibility about its accuracy, completeness and any decision taken on the basis of such information.

For subscription and further information please contact us at:

UAN: +92-21-111-11-PMEX (7639) | Email: info@pmex.com.pk | Web: www.pmex.com.pk