

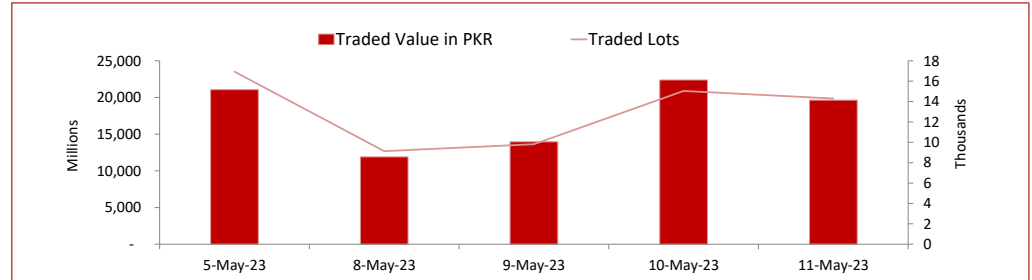
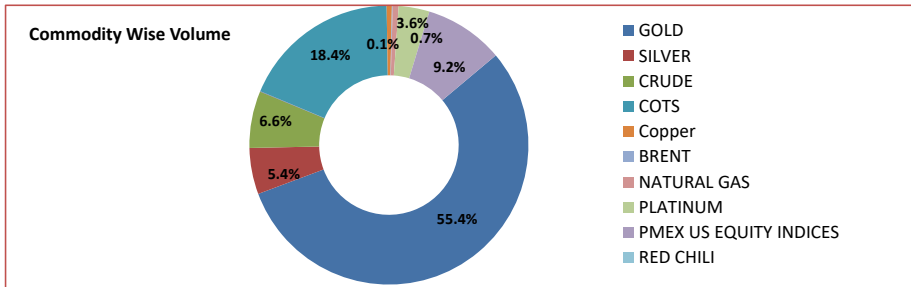
PMEX Daily Statistical Report

Friday, May 12, 2023



PMEX Market Overview

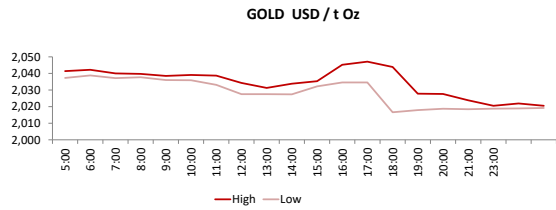
On Thursday at PMEX the traded value of Metals, Energy, COTS/FX and indices was recorded at PKR 19.620 billion and the number of lots traded at 14,289. Major business was contributed by Gold amounting to PKR 10.879 billion, followed by Currencies through COTS (PKR 3.617 billion), NSDQ 100 (PKR 1.352 billion), Crude Oil (PKR 1.293 billion), Silver (PKR 1.052 billion), Platinum (PKR 700.037 million), DJ (PKR 329.574 million), Natural Gas (PKR 133.875 million), Copper (PKR 118.140 million), SP 500 (PKR 82.888 million), Japan Equity (PKR 42.242 million) and Brent (PKR 18.965 million). In Agricultural Commodities, 9 lots of Cotton amounting to PKR 10.481 million were traded.



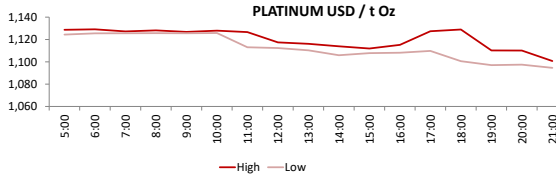
PMEX Price Return Summary

Statistics	Gold	Silver	Crude Oil	Copper	DJ	SP500	NSDQ	EURUSD	GBPUSD	JPYUSD
Return Close/Open %	↓ -0.81%	↓ -4.91%	↓ -1.84%	↓ -3.88%	↓ -0.62%	↑ 0.29%	↑ 0.29%	↑ 0.24%	↓ -0.61%	↓ -0.90%
Difference in Open and Close (\$)	-16.6	-1.258	-1.34	-0.15	-207	38.75	38.75	70.0000	-0.0067	-0.0114
Range Day (Max- Min)/Open %	0.02	0.06	0.04	0.05	0.02	0.01	0.00	0.00	0.01	0.89
Difference in Maximum and Minimum (\$)	30.5	1.37	2.86	0.17	501	108.00	46.75	0.01	0.01	1.11
Average Return (1 Hour) %	0.16	0.43	0.72	0.56	0.21	0.34	0.27	0.16	0.14	0.12
Volatility (1 Hour) %	0.10	0.22	0.38	0.33	0.10	0.17	0.11	0.04	0.06	0.03
Return to Volatility Ratio (1 Hour)	1.673	1.968	1.899	1.717	2.190	1.964	2.480	3.518	2.540	4.815
Intraday Volatility %	0.44	0.99	1.74	1.49	0.45	0.79	0.50	0.21	0.26	0.12

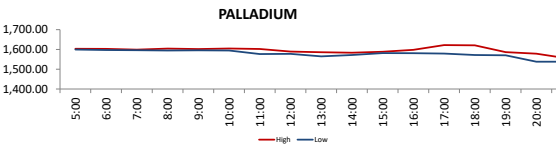
PMEX Hourly Price Movements



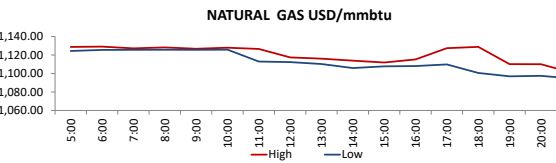
High 2047.1
Low 2016.6
Open 2037.1
Close 2020.5



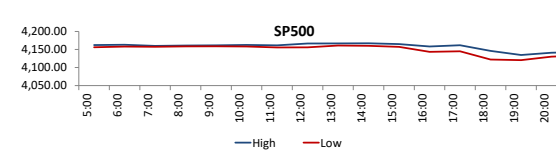
High 1129.1
Low 1094.6
Open 1126
Close 1103.7



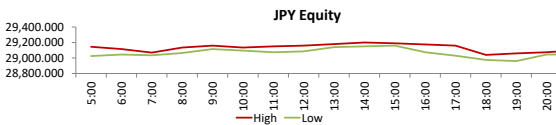
2245.5
2254.5
2241.5
2164



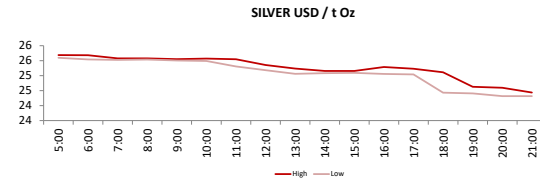
High 1129.1
Low 1094.6
Open 2.18
Close 2.19



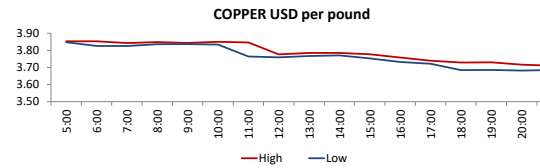
High 4167.25
Low 4120.5
Open 13408.75
Close 13447.5



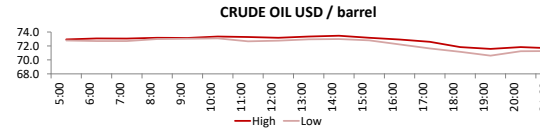
High 2259
Low 2261.5
Open 2263.5
Close 2253



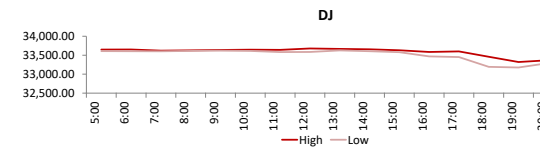
High 25.687
Low 24.317
Open 25.623
Close 24.365



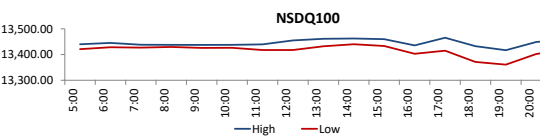
High 3.8535
Low 3.682
Open 3.8496
Close 3.7003



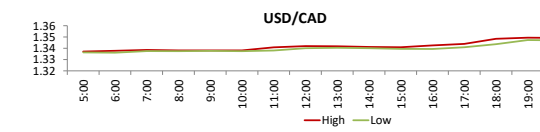
High 73.47
Low 70.61
Open 72.78
Close 71.44



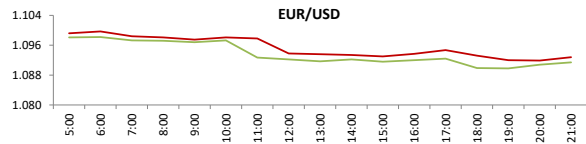
High 33678
Low 33177
Open 33582
Close 33375



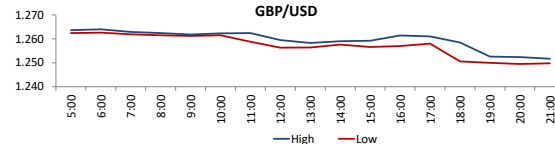
High 4167.25
Low 4120.5
Open 13408.75
Close 13447.5



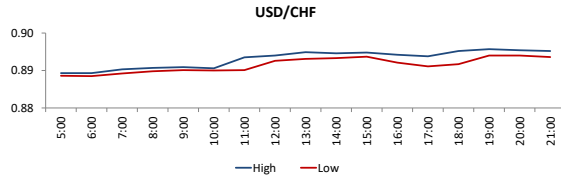
High 1.3495
Low 1.3361
Open 29065
Close 29135



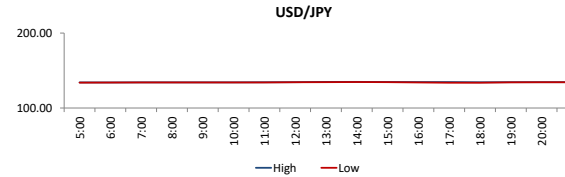
High 0.6795
 Low 0.6687
 Open 134.378
 Close 0.6703



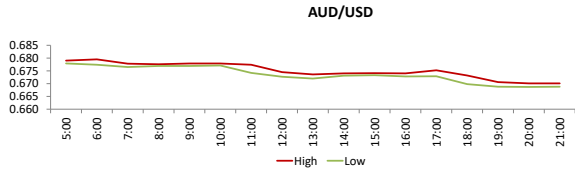
High 1.264
 Low 1.2495
 Open 1.0983
 Close 1.0916



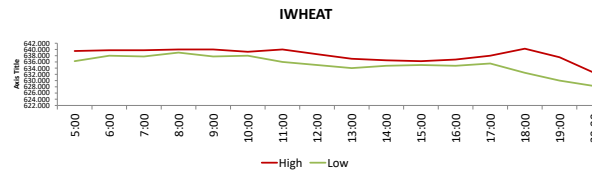
High 0.8957
 Low 0.8885
 Open 1.3372
 Close 1.349



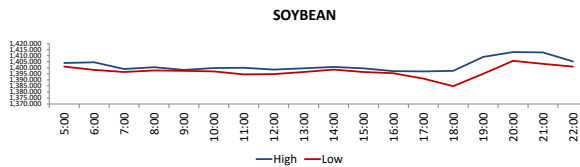
High 134.834
 Low 133.724
 Open 1.2626
 Close 1.2512



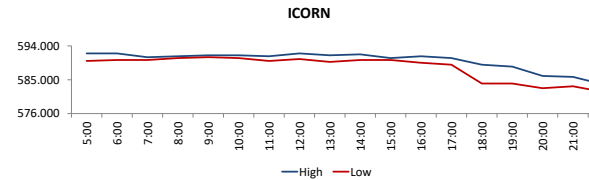
High 0.6795
 Low 0.6687
 Open 134.378
 Close 0.6703



High 726.5
 Low 712
 Open 725.25
 Close 725.25



High 1413
 Low 1384.75
 Open 594.25
 Close 584



High 592
 Low 581.75
 Open 80.82
 Close 79.82

DISCLAIMER: This report is for information purpose only and does not constitute an offer or solicitation to make an investment in Commodity Futures Contracts which carries risk. Any views, expressions or opinions expressed in this report are solely for providing information to readers. Figures appearing in the report are although taken from reliable sources as presented however, we are not taking any responsibility about its accuracy, completeness and any decision taken on the basis of such information.

For subscription and further information please contact us at:

UAN: +92-21-111-11-PMEX (7639) | Email: info@pmex.com.pk | Web: www.pmex.com.pk