

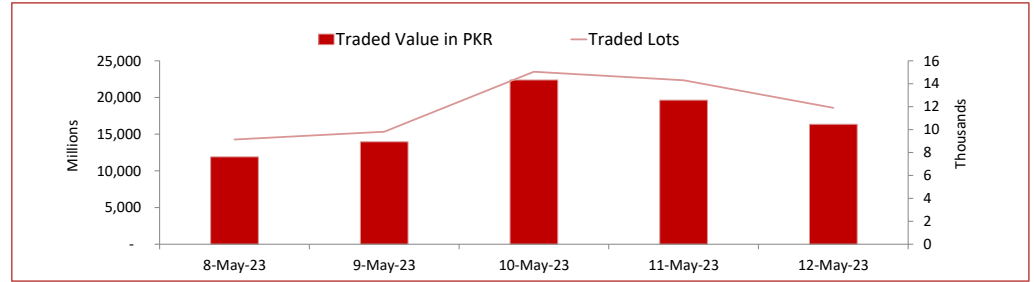
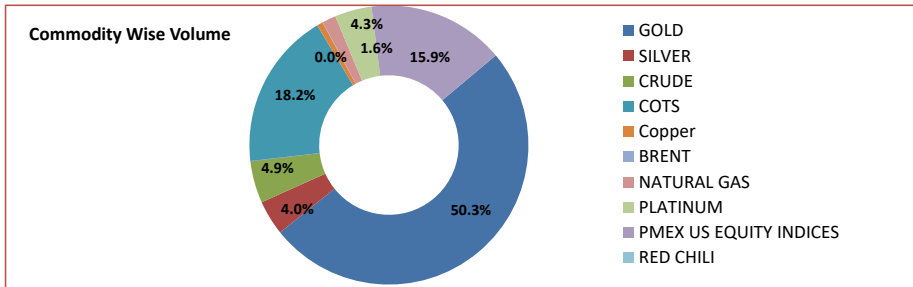
# PMEX Daily Statistical Report

Monday, May 15, 2023



## PMEX Market Overview

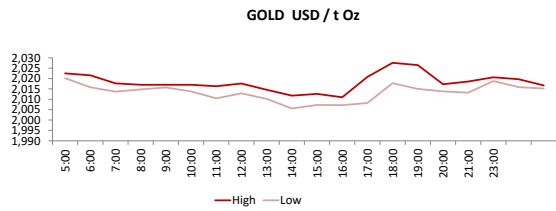
On Friday at PMEX the traded value of Metals, Energy, COTS/FX and indices was recorded at PKR 16.350 billion and the number of lots traded at 11,889. Major business was contributed by Gold amounting to PKR 8.234 billion, followed by Currencies through COTS (PKR 2.983 billion), NSDQ 100 (PKR 2.175 billion), Crude Oil (PKR 793.726 million), Platinum (PKR 700.961 million), Silver (PKR 661.838 million), Natural Gas (PKR 260.643 million), DJ (PKR 219.849 million), SP 500 (PKR 158.227 million), Copper (PKR 112.525 million), Japan Equity (PKR 43.957 million) and Brent (PKR 4.698 million). In Agricultural Commodities, 6 lots of Cotton amounting to PKR 7.221 million were traded.



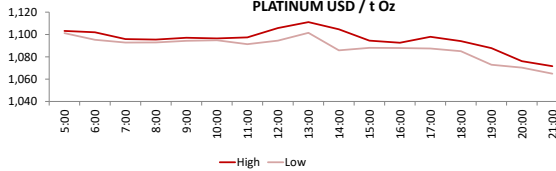
## PMEX Price Return Summary

Statistics	Gold	Silver	Crude Oil	Copper	DJ	SP500	NSDQ	EURUSD	GBPUSD	JPYUSD
Return Close/Open %	↓ -0.22%	↓ -0.95%	↓ -1.92%	↑ 0.67%	↓ -0.21%	↓ -0.57%	↓ -0.57%	↑ 1.53%	↓ -0.61%	↓ -0.50%
Difference in Open and Close (\$)	-4.4	-0.232	-1.37	0.02	-71	-76.00	-76.00	445.0000	-0.0067	-0.0063
Range Day (Max- Min)/Open %	0.01	0.02	0.03	0.02	0.01	0.01	0.00	0.00	0.01	1.09
Difference in Maximum and Minimum (\$)	22.0	0.49	1.82	0.07	380	182.75	52.75	0.01	0.01	1.36
Average Return (1 Hour) %	0.16	0.43	0.72	0.56	0.21	0.34	0.27	0.16	0.14	0.12
Volatility (1 Hour) %	0.10	0.22	0.38	0.33	0.10	0.17	0.11	0.04	0.06	0.03
Return to Volatility Ratio (1 Hour)	1.673	1.968	1.899	1.717	2.190	1.964	2.480	3.518	2.540	4.815
Intraday Volatility %	0.44	0.99	1.74	1.49	0.45	0.79	0.50	0.21	0.26	0.12

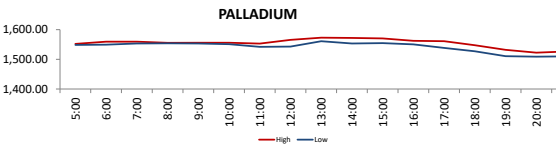
**PMEX Hourly Price Movements**



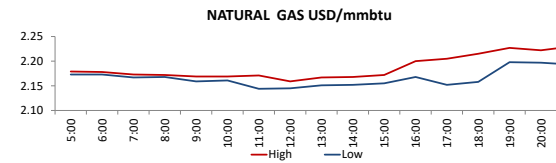
High 2027.6  
Low 2005.6  
Open 2020.5  
Close 2016.1



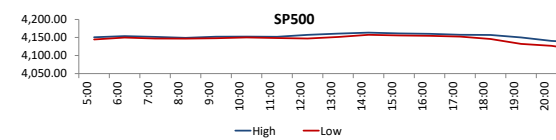
High 1111.1  
Low 1057.8  
Open 1103.7  
Close 1058.3



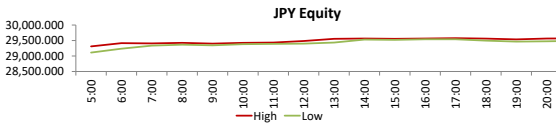
2245.5  
2254.5  
2241.5  
2164



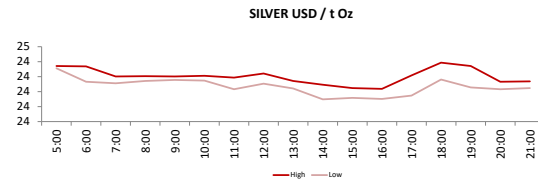
High 2.332  
Low 2.144  
Open 2.19  
Close 2.276



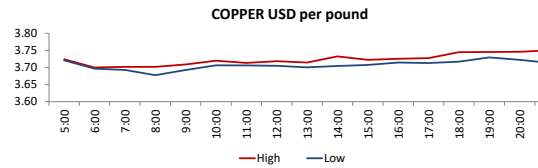
High 4163.5  
Low 4110.75  
Open 13447.5  
Close 13371.5



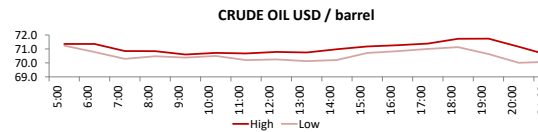
High 2259  
Low 2261.5  
Open 2263.5  
Close 2253



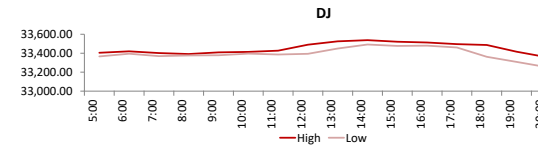
High 24.387  
Low 23.897  
Open 24.365  
Close 24.133



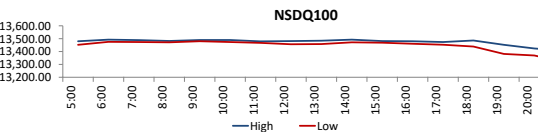
High 3.75  
Low 3.6775  
Open 3.7003  
Close 3.725



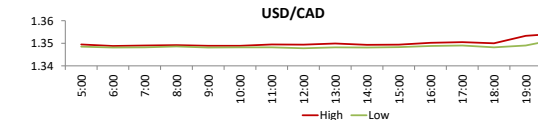
High 71.74  
Low 69.92  
Open 71.44  
Close 70.07



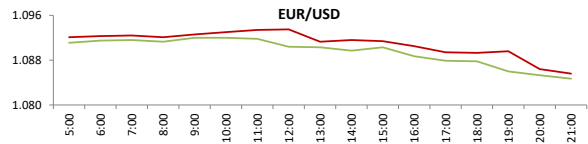
High 33538  
Low 33158  
Open 33375  
Close 33304



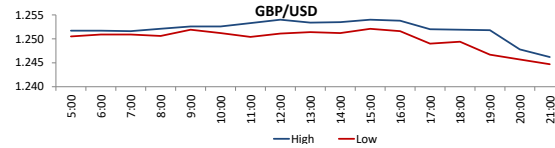
High 4163.5  
Low 4110.75  
Open 13447.5  
Close 13371.5



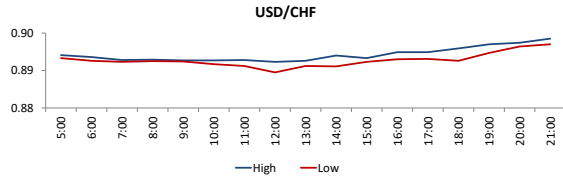
High 1.3564  
Low 1.3478  
Open 29135  
Close 29580



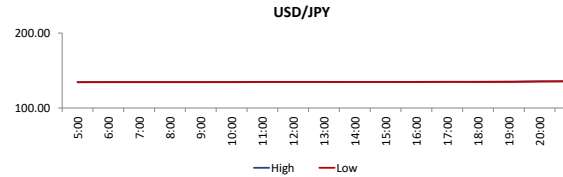
High 0.6705  
 Low 0.6634  
 Open 134.564  
 Close 0.664



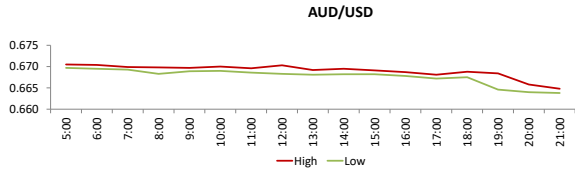
High 1.254  
 Low 1.2443  
 Open 1.0916  
 Close 1.0849



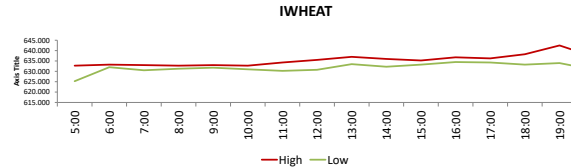
High 0.8987  
 Low 0.8895  
 Open 1.349  
 Close 1.3557



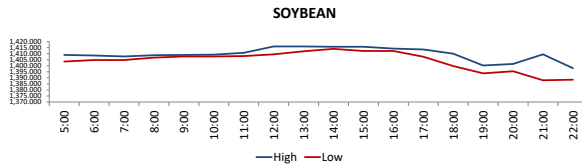
High 135.744  
 Low 124.49  
 Open 1.2517  
 Close 1.2449



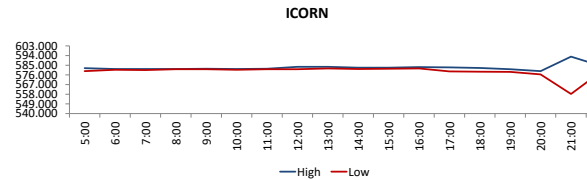
High 0.6705  
 Low 0.6634  
 Open 134.564  
 Close 0.664



High 726.5  
 Low 712  
 Open 725.25  
 Close 725.25



High 1416  
 Low 1388  
 Open 584  
 Close 584



High 593  
 Low 558.25  
 Open 79.82  
 Close 80.68

**DISCLAIMER:** This report is for information purpose only and does not constitute an offer or solicitation to make an investment in Commodity Futures Contracts which carries risk. Any views, expressions or opinions expressed in this report are solely for providing information to readers. Figures appearing in the report are although taken from reliable sources as presented however, we are not taking any responsibility about its accuracy, completeness and any decision taken on the basis of such information.

For subscription and further information please contact us at:

UAN: +92-21-111-11-PMEX (7639) | Email: info@pmex.com.pk | Web: www.pmex.com.pk