

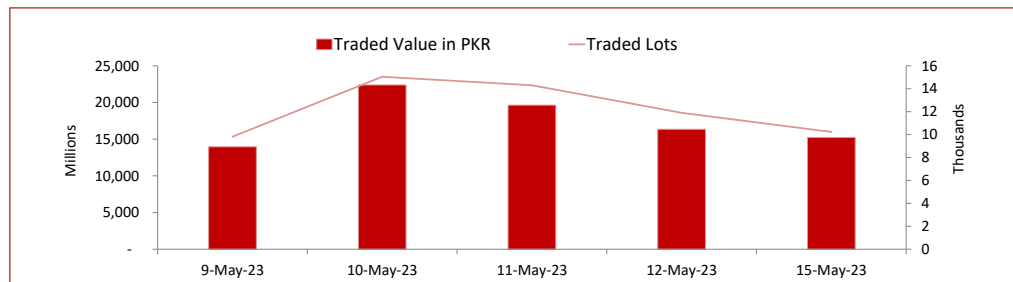
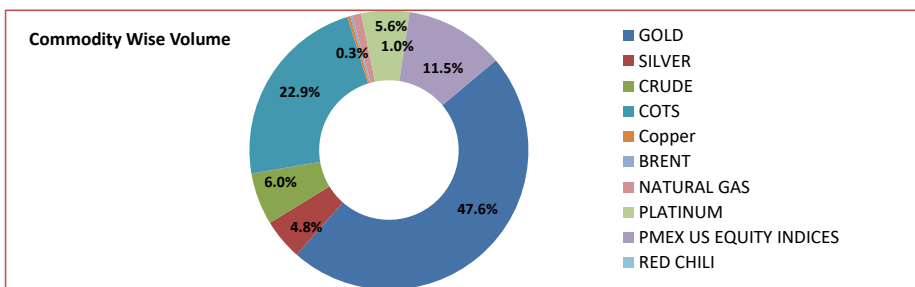
PMEX Daily Statistical Report

Tuesday, May 16, 2023



PMEX Market Overview

On Monday at PMEX the traded value of Metals, Energy, COTS/FX and indices was recorded at PKR 15.215 billion and the number of lots traded at 10,225. Major business was contributed by Gold amounting to PKR 7.246 billion, followed by Currencies through COTS (PKR 3.482 billion), NSDQ 100 (PKR 1.407 billion), Crude Oil (PKR 912.546 million), Platinum (PKR 847.744 million), Silver (PKR 726.993 million), DJ (PKR 219.008 million), Natural Gas (PKR 156.603 million), SP 500 (PKR 125.189 million), Copper (PKR 50.287 million) and Brent (PKR 40.919 million). In Agricultural Commodities, 6 lots of Cotton amounting to PKR 7.013 million were traded.

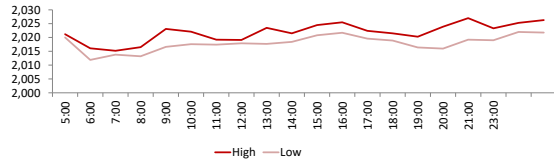


PMEX Price Return Summary

Statistics	Gold	Silver	Crude Oil	Copper	DJ	SP500	NSDQ	EURUSD	GBPUSD	JPYUSD
Return Close/Open %	↑ 0.26%	↑ 0.57%	↑ 1.78%	↑ 0.47%	↑ 0.26%	↑ 0.68%	↑ 0.68%	↑ 1.00%	↑ 0.24%	↑ 0.63%
Difference in Open and Close (\$)	5.3	0.138	1.25	0.02	85	91.50	91.50	295.0000	0.0026	0.0079
Range Day (Max- Min)/Open %	0.01	0.01	0.03	0.02	0.01	0.01	0.00	0.00	0.01	0.51
Difference in Maximum and Minimum (\$)	15.1	0.35	2.28	0.08	291	128.25	33.25	0.00	0.01	0.64
Average Return (1 Hour) %	0.16	0.43	0.72	0.56	0.21	0.34	0.27	0.16	0.14	0.12
Volatility (1 Hour) %	0.10	0.22	0.38	0.33	0.10	0.17	0.11	0.04	0.06	0.03
Return to Volatility Ratio (1 Hour)	1.673	1.968	1.899	1.717	2.190	1.964	2.480	3.518	2.540	4.815
Intraday Volatility %	0.44	0.99	1.74	1.49	0.45	0.79	0.50	0.21	0.26	0.12

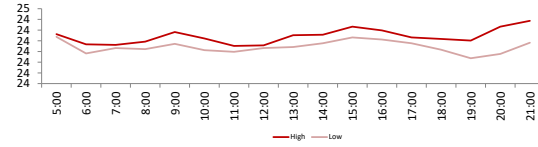
PMEX Hourly Price Movements

GOLD USD / t Oz



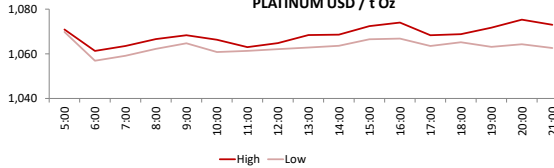
High 2027
Low 2011.9
Open 2016.1
Close 2021.4

SILVER USD / t Oz



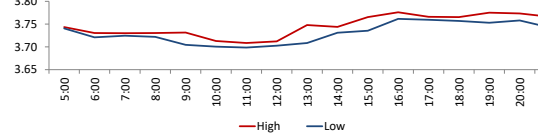
High 24.387
Low 24.037
Open 24.133
Close 24.271

PLATINUM USD / t Oz



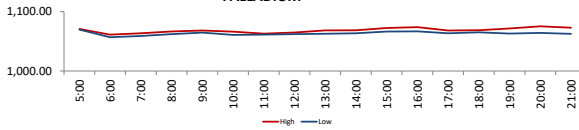
High 1078.8
Low 1056.9
Open 1058.3
Close 1070.4

COPPER USD per pound



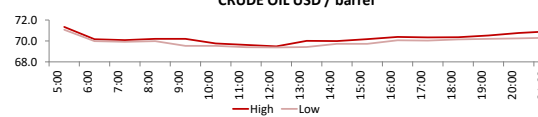
High 3.776
Low 3.6985
Open 3.725
Close 3.7425

PALLADIUM



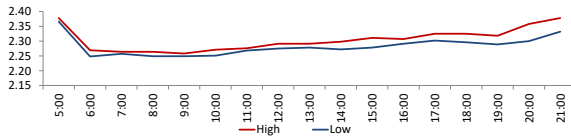
2245.5
2254.5
2241.5
2164

CRUDE OIL USD / barrel



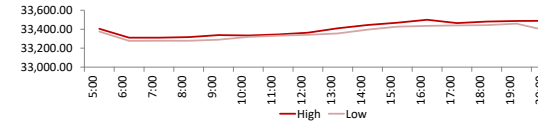
High 71.66
Low 69.38
Open 70.07
Close 71.32

NATURAL GAS USD/mmbtu



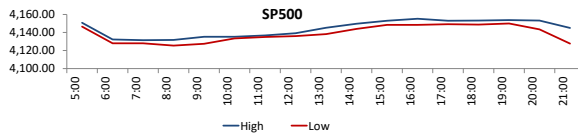
High 2.381
Low 2.248
Open 2.276
Close 2.371

DJ



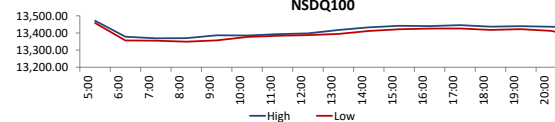
High 33500
Low 33209
Open 33304
Close 33389

SP500



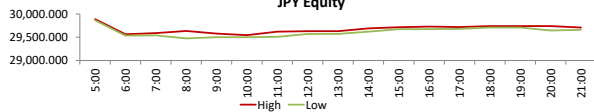
High 4155.25
Low 4122
Open 13371.5
Close 13463

NSDQ100



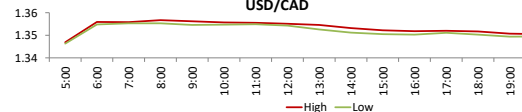
High 4155.25
Low 4122
Open 13371.5
Close 13463

JPY Equity

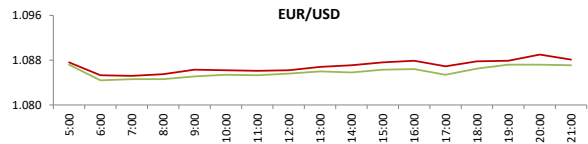


High 2259
Low 2261.5
Open 2263.5
Close 2253

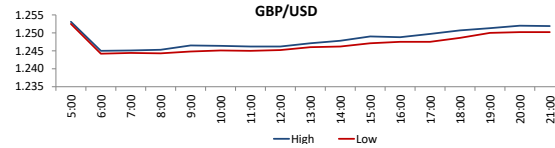
USD/CAD



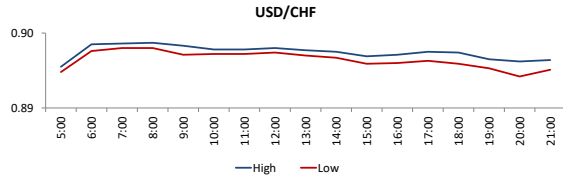
High 1.3567
Low 1.3457
Open 29580
Close 29875



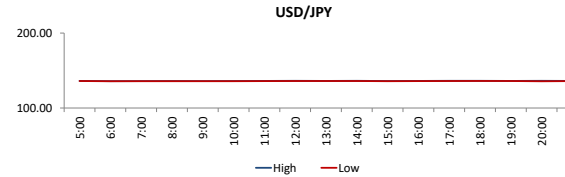
High 0.6708
 Low 0.664
 Open 135.752
 Close 0.67



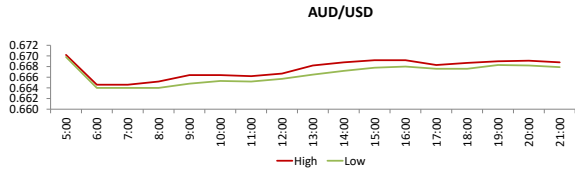
High 1.2534
 Low 1.2442
 Open 1.0849
 Close 1.0875



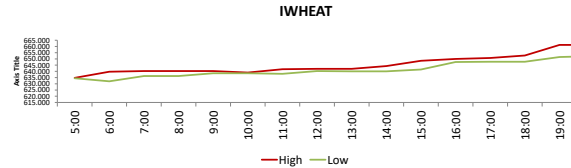
High 0.8987
 Low 0.8941
 Open 1.3557
 Close 1.3467



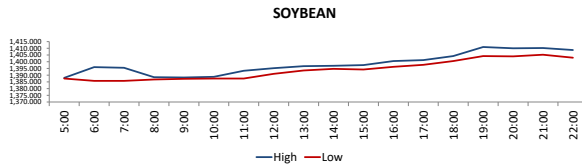
High 136.314
 Low 135.675
 Open 1.2449
 Close 1.2528



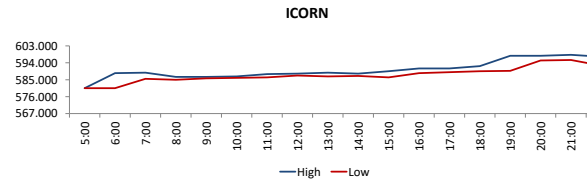
High 0.6708
 Low 0.664
 Open 135.752
 Close 0.67



High 726.5
 Low 712
 Open 725.25
 Close 725.25



High 1411
 Low 1385.75
 Open 58
 Close 591.25



High 598.25
 Low 580.5
 Open 80.68
 Close 82.58

DISCLAIMER: This report is for information purpose only and does not constitute an offer or solicitation to make an investment in Commodity Futures Contracts which carries risk. Any views, expressions or opinions expressed in this report are solely for providing information to readers. Figures appearing in the report are although taken from reliable sources as presented however, we are not taking any responsibility about its accuracy, completeness and any decision taken on the basis of such information.

For subscription and further information please contact us at:

UAN: +92-21-111-11-PMEX (7639) | Email: info@pmex.com.pk | Web: www.pmex.com.pk