

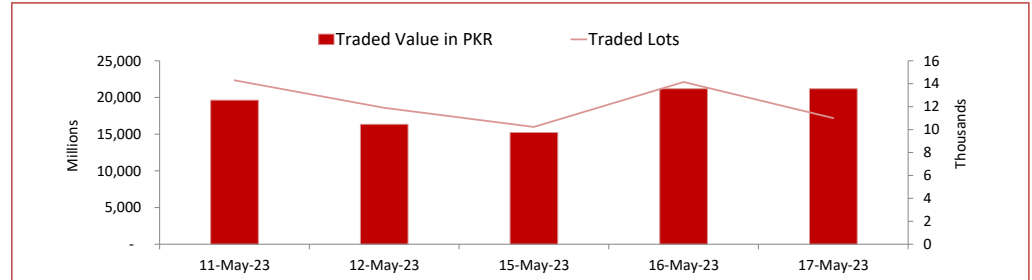
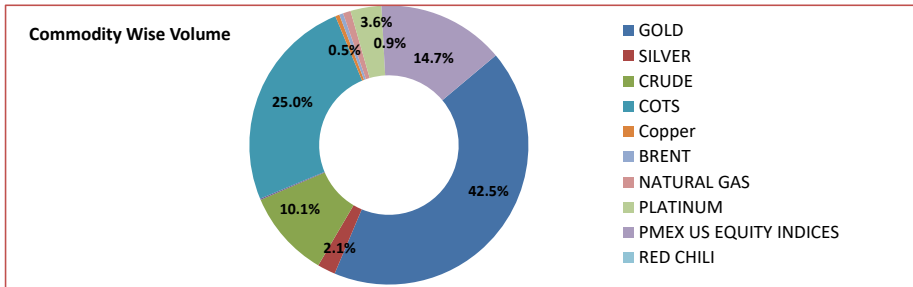
PMEX Daily Statistical Report

Thursday, May 18, 2023



PMEX Market Overview

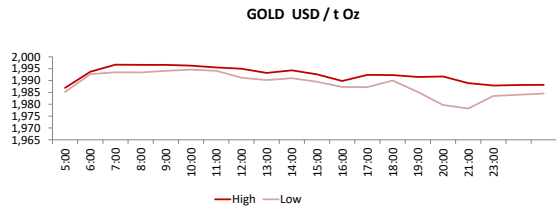
On Wednesday at PMEX the traded value of Metals, Energy, COTS/FX and indices was recorded at PKR 13.918 billion and the number of lots traded at 10,986. Major business was contributed by Gold amounting to PKR 5.883 billion, followed by Currencies through COTS (PKR 3.464 billion), NSDQ 100 (PKR 1.564 billion), Crude Oil (PKR 1.402 billion), Platinum (PKR 496.658 million), Silver (PKR 289.778 million), DJ (PKR 284.430 million), SP 500 (PKR 140.808 million), Japan Equity (PKR 138.140 million), Natural Gas (PKR 123.870 million), Copper (PKR 66.821 million) and Brent (PKR 62.552 million). In Agricultural Commodities, 16 lots of Cotton amounting to PKR 19.239 million were traded.



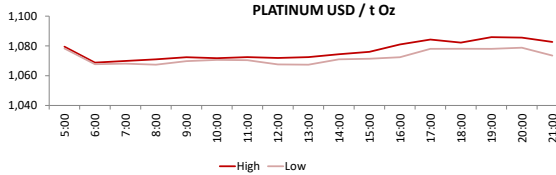
PMEX Price Return Summary

Statistics	Gold	Silver	Crude Oil	Copper	DJ	SP500	NSDQ	EURUSD	GBPUSD	JPYUSD
Return Close/Open %	↓ -0.37%	↑ 0.08%	↑ 2.90%	↑ 2.37%	↑ 1.11%	↑ 1.03%	↑ 1.03%	↑ 2.11%	↓ -0.23%	↑ 0.02%
Difference in Open and Close (\$)	-7.3	0.018	2.05	0.09	366	138.75	138.75	630.0000	-0.0025	0.0002
Range Day (Max- Min)/Open %	0.01	0.01	0.04	0.03	0.01	0.01	0.00	0.00	0.01	1.14
Difference in Maximum and Minimum (\$)	18.5	0.34	3.21	0.12	479	194.50	56.75	0.01	0.01	1.42
Average Return (1 Hour) %	0.16	0.43	0.72	0.56	0.21	0.34	0.27	0.16	0.14	0.12
Volatility (1 Hour) %	0.10	0.22	0.38	0.33	0.10	0.17	0.11	0.04	0.06	0.03
Return to Volatility Ratio (1 Hour)	1.673	1.968	1.899	1.717	2.190	1.964	2.480	3.518	2.540	4.815
Intraday Volatility %	0.44	0.99	1.74	1.49	0.45	0.79	0.50	0.21	0.26	0.12

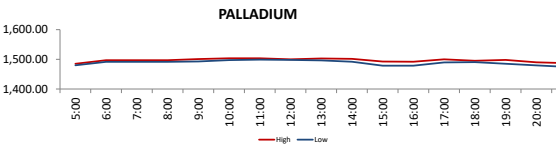
PMEX Hourly Price Movements



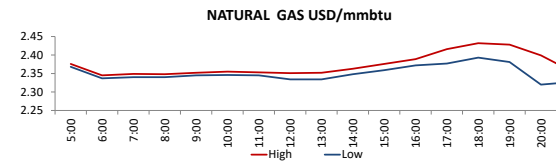
High 1996.7
Low 1978.2
Open 1993
Close 1985.7



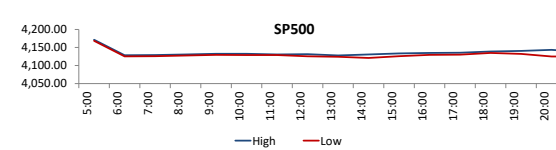
High 1085.9
Low 1067.4
Open 1068
Close 1078.9



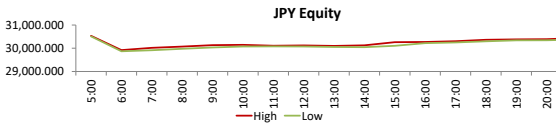
2245.5
2254.5
2241.5
2164



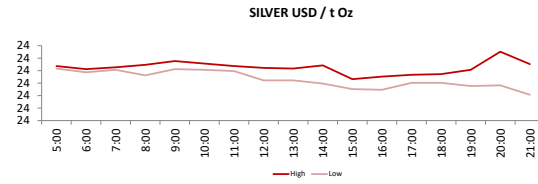
High 2.432
Low 2.37
Open 2.363
Close 2.375



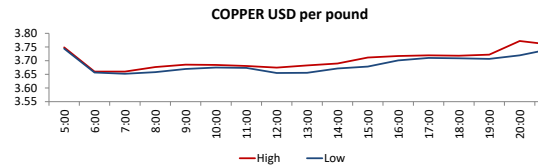
High 4177.75
Low 4121
Open 13502.75
Close 13641.5



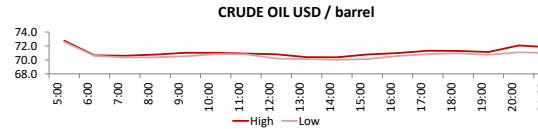
High 2259
Low 2261.5
Open 2263.5
Close 2253



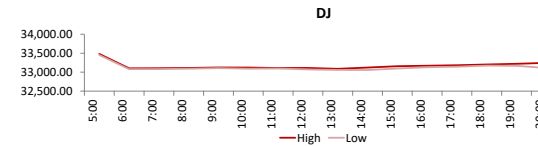
High 24.052
Low 23.707
Open 23.915
Close 23.933



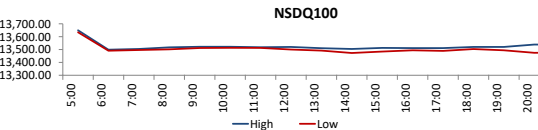
High 3.772
Low 3.652
Open 3.660
Close 3.7473



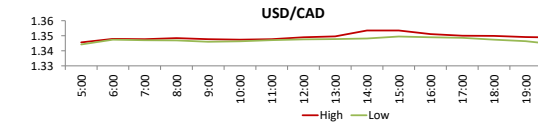
High 73.23
Low 70.02
Open 70.59
Close 72.64



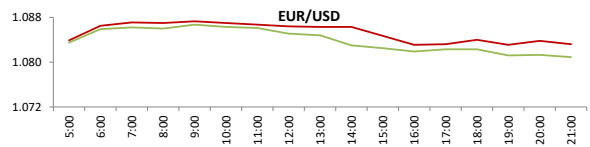
High 33536
Low 33057
Open 33092
Close 33458



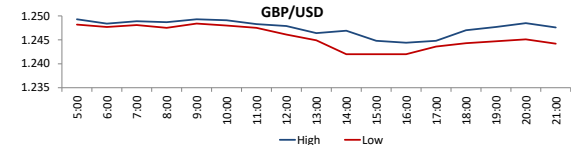
High 4177.75
Low 4121
Open 13502.75
Close 13641.5



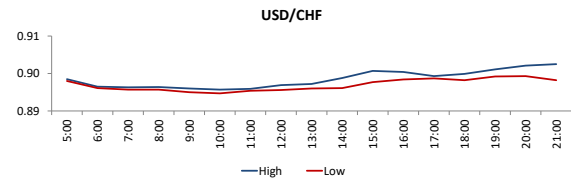
High 1.3535
Low 1.3435
Open 29900
Close 30530



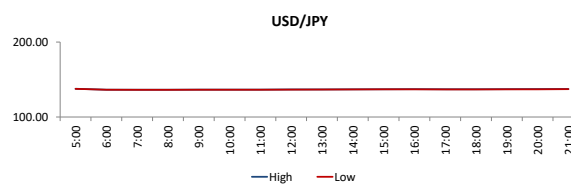
High 0.6672
 Low 0.6627
 Open 136.383
 Close 0.6659



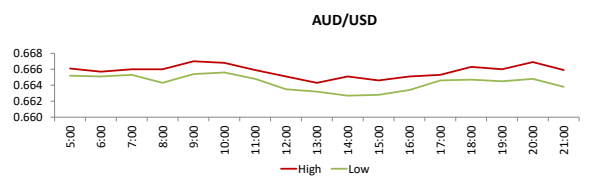
High 1.251
 Low 1.242
 Open 1.0864
 Close 1.0839



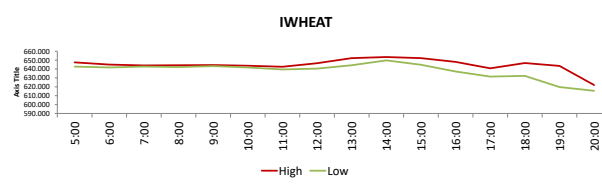
High 0.9025
 Low 0.8947
 Open 1.348
 Close 1.3455



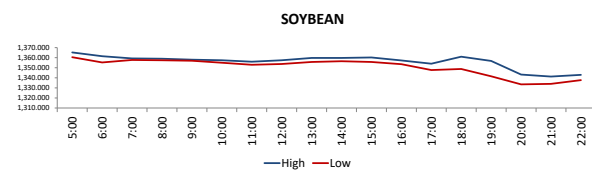
High 137.702
 Low 136.284
 Open 1.2485
 Close 1.2487



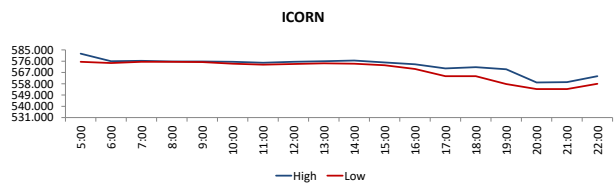
High 0.6672
 Low 0.6627
 Open 136.383
 Close 0.6659



High 726.5
 Low 712
 Open 725.25
 Close 725.25



High 1365.25
 Low 1333.5
 Open 581
 Close 563.25



High 582
 Low 553.75
 Open 83.43
 Close 86.26

DISCLAIMER: This report is for information purpose only and does not constitute an offer or solicitation to make an investment in Commodity Futures Contracts which carries risk. Any views, expressions or opinions expressed in this report are solely for providing information to readers. Figures appearing in the report are although taken from reliable sources as presented however, we are not taking any responsibility about its accuracy, completeness and any decision taken on the basis of such information.

For subscription and further information please contact us at:
 UAN: +92-21-111-11-PMEX (7639) | Email: info@pmex.com.pk | Web: www.pmex.com.pk