

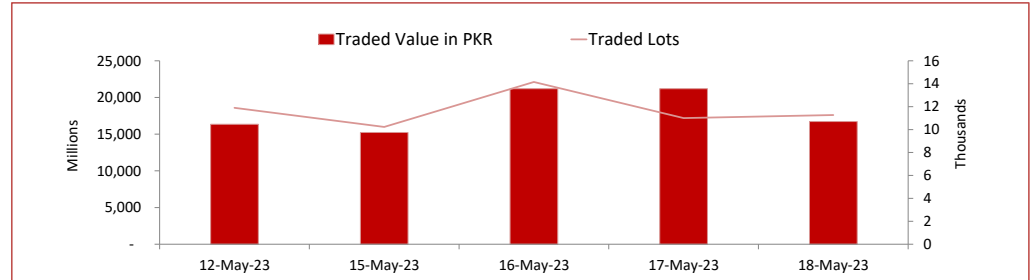
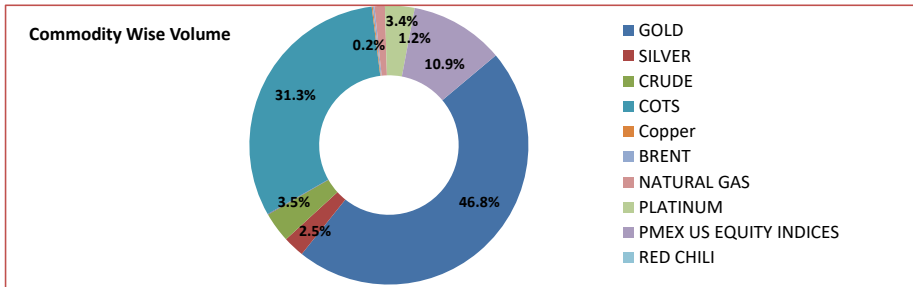
PMEX Daily Statistical Report

Friday, May 19, 2023



PMEX Market Overview

On Thursday at PMEX the traded value of Metals, Energy, COTS/FX and indices was recorded at PKR 16.709 billion and the number of lots traded at 11,258. Major business was contributed by Gold amounting to PKR 7.833 billion, followed by Currencies through COTS (PKR 5.227 billion), NSDQ 100 (PKR 1.213 billion), Crude Oil (PKR 583.646 million), Platinum (PKR 573.373 million), Silver (PKR 412.199 million), DJ (PKR 286.343 million), SP 500 (PKR 281.446 million), Natural Gas (PKR 199.739 million), Japan Equity (PKR 44.104 million), Brent (PKR 32.199 million) and Copper (PKR 21.168 million). In Agricultural Commodities, 10 lots of Cotton amounting to PKR 12.332 million were traded.

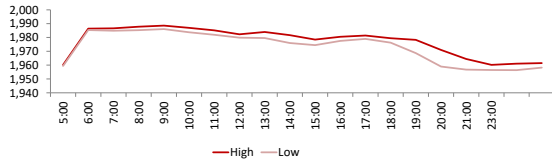


PMEX Price Return Summary

Statistics	Gold	Silver	Crude Oil	Copper	DJ	SP500	NSDQ	EURUSD	GBPUSD	JPYUSD
Return Close/Open %	↓ -1.28%	↓ -1.16%	↓ -0.99%	↓ -1.41%	↑ 0.49%	↑ 1.98%	↑ 1.98%	↑ 1.29%	↓ -0.64%	↓ -0.62%
Difference in Open and Close (\$)	-25.5	-0.278	-0.72	-0.05	164	270.00	270.00	395.0000	-0.0069	-0.0078
Range Day (Max- Min)/Open %	0.02	0.02	0.02	0.02	0.01	0.02	0.00	0.00	0.01	1.18
Difference in Maximum and Minimum (\$)	34.3	0.48	1.42	0.08	371	284.50	54.25	0.01	0.01	1.47
Average Return (1 Hour) %	0.16	0.43	0.72	0.56	0.21	0.34	0.27	0.16	0.14	0.12
Volatility (1 Hour) %	0.10	0.22	0.38	0.33	0.10	0.17	0.11	0.04	0.06	0.03
Return to Volatility Ratio (1 Hour)	1.673	1.968	1.899	1.717	2.190	1.964	2.480	3.518	2.540	4.815
Intraday Volatility %	0.44	0.99	1.74	1.49	0.45	0.79	0.50	0.21	0.26	0.12

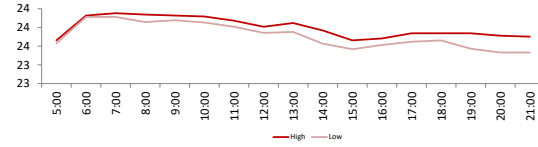
PMEX Hourly Price Movements

GOLD USD / t Oz



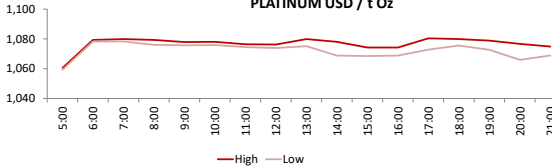
High 1988.6
Low 1954.3
Open 1985.7
Close 1960.2

SILVER USD / t Oz



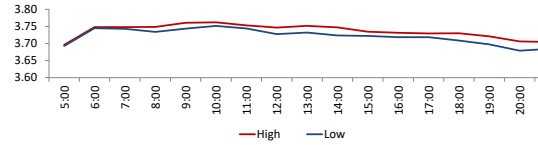
High 23.952
Low 23.477
Open 23.933
Close 23.655

PLATINUM USD / t Oz



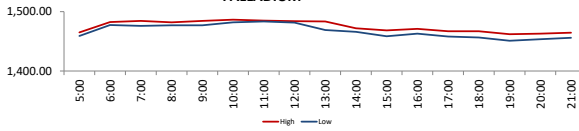
High 1080.4
Low 1054.8
Open 1078.9
Close 1060

COPPER USD per pound



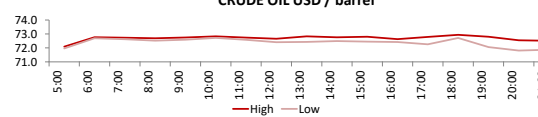
High 3.762
Low 3.679
Open 3.7473
Close 3.6945

PALLADIUM



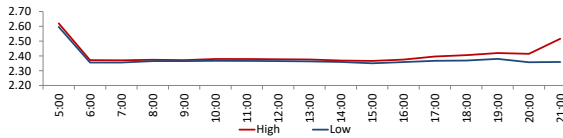
2245.5
2254.5
2241.5
2164

CRUDE OIL USD / barrel



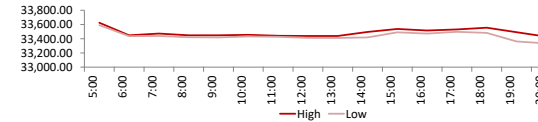
High 72.94
Low 71.52
Open 72.64
Close 71.92

NATURAL GAS USD/mmbtu



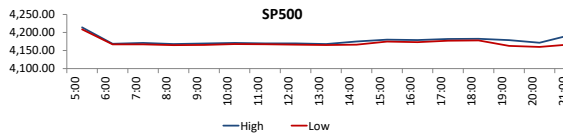
High 2.629
Low 2.35
Open 2.375
Close 2.619

DJ



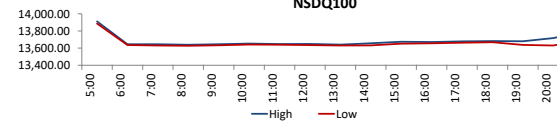
High 33647
Low 33276
Open 33458
Close 33622

SP500



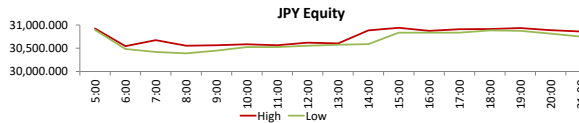
High 4214.25
Low 4160
Open 13641.5
Close 13911.5

NSDQ100



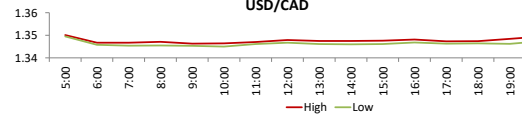
High 4214.25
Low 4160
Open 13641.5
Close 13911.5

JPY Equity

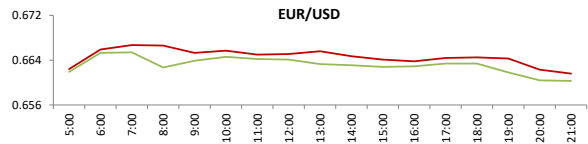


High 2259
Low 2261.5
Open 2263.5
Close 2253

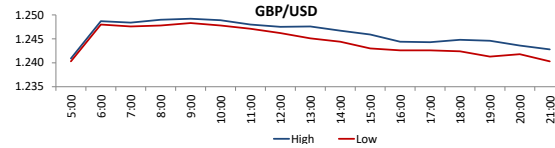
USD/CAD



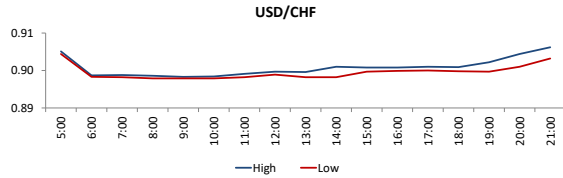
High 1.3523
Low 1.345
Open 30530
Close 30925



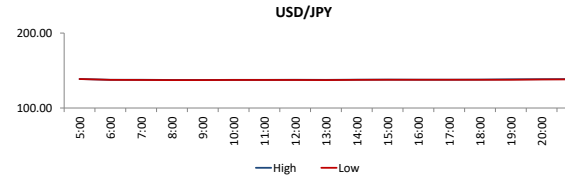
High 0.6667
 Low 0.6603
 Open 137.719
 Close 0.6622



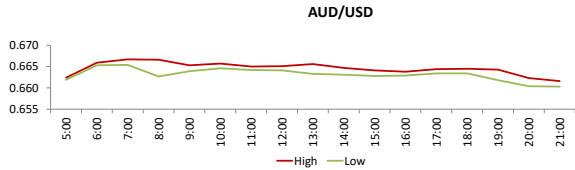
High 1.2492
 Low 1.239
 Open 1.0839
 Close 1.077



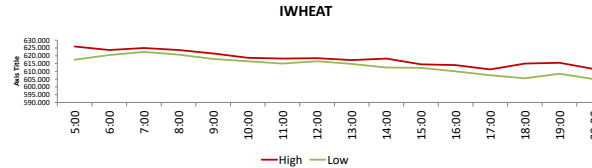
High 0.9062
 Low 0.8979
 Open 1.3455
 Close 1.3502



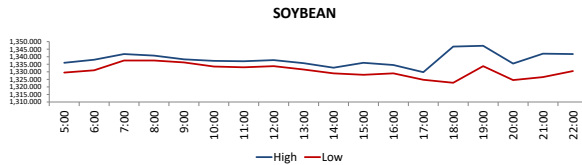
High 138.736
 Low 137.268
 Open 1.2487
 Close 1.2409



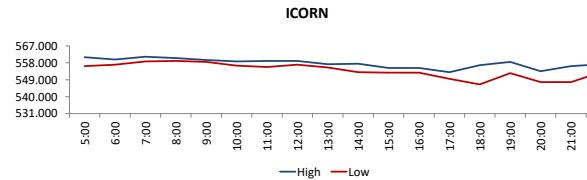
High 0.6667
 Low 0.6603
 Open 137.719
 Close 0.6622



High 726.5
 Low 712
 Open 725.25
 Close 725.25



High 1347.25
 Low 1322.75
 Open 563.25
 Close 555.25



High 561.25
 Low 546.5
 Open 86.26
 Close 86.75

DISCLAIMER: This report is for information purpose only and does not constitute an offer or solicitation to make an investment in Commodity Futures Contracts which carries risk. Any views, expressions or opinions expressed in this report are solely for providing information to readers. Figures appearing in the report are although taken from reliable sources as presented however, we are not taking any responsibility about its accuracy, completeness and any decision taken on the basis of such information.

For subscription and further information please contact us at:

UAN: +92-21-111-11-PMEX (7639) | Email: info@pmex.com.pk | Web: www.pmex.com.pk