

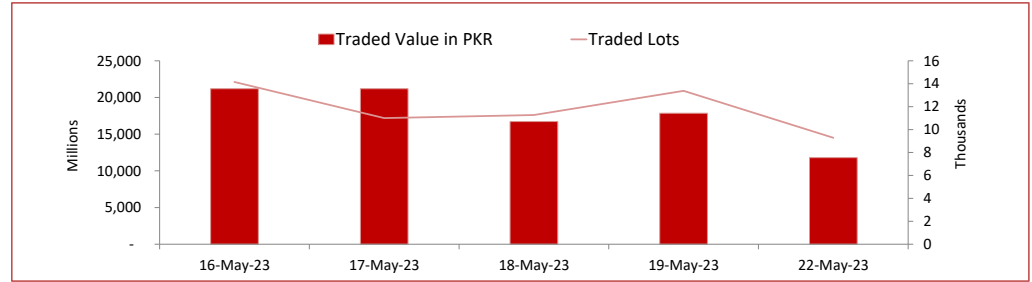
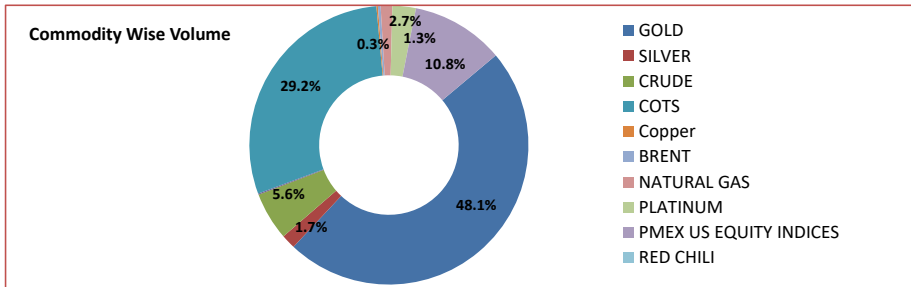
PMEX Daily Statistical Report

Tuesday, May 23, 2023



PMEX Market Overview

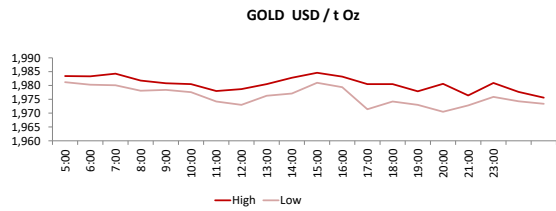
On Monday at PMEX the traded value of Metals, Energy, COTS/FX and indices was recorded at PKR 11.783 billion and the number of lots traded at 9,273. Major business was contributed by Gold amounting to PKR 5.677 billion, followed by Currencies through COTS (PKR 3.446 billion), NSDQ 100 (PKR 936.939 million), Crude Oil (PKR 657.092 million), Platinum (PKR 321.004 million), DJ (PKR 248.401 million), Silver (PKR 195.417 million), Natural Gas (PKR 158.886 million), SP 500 (PKR 67.340 million), Brent (PKR 37.105 million), Copper (PKR 20.035 million) and Japan Equity (PKR 17.799 million). In Agricultural Commodities, 12 lots of Cotton amounting to PKR 14.707 million were traded.



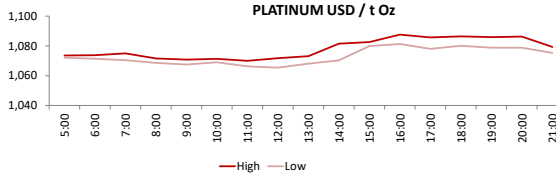
PMEX Price Return Summary

Statistics	Gold	Silver	Crude Oil	Copper	DJ	SP500	NSDQ	EURUSD	GBPUSD	JPYUSD
Return Close/Open %	↓ -0.33%	↓ -0.96%	↓ -0.78%	↓ -1.36%	↓ -0.22%	↑ 0.54%	↑ 0.54%	↑ 1.20%	↑ 0.06%	↓ -0.07%
Difference in Open and Close (\$)	-6.6	-0.231	-0.57	-0.05	-74	75.00	75.00	370.0000	0.0006	-0.0009
Range Day (Max- Min)/Open %	0.01	0.01	0.03	0.02	0.01	0.01	0.00	0.00	0.01	0.97
Difference in Maximum and Minimum (\$)	14.1	0.32	1.85	0.07	313	152.50	35.00	0.00	0.01	1.20
Average Return (1 Hour) %	0.16	0.43	0.72	0.56	0.21	0.34	0.27	0.16	0.14	0.12
Volatility (1 Hour) %	0.10	0.22	0.38	0.33	0.10	0.17	0.11	0.04	0.06	0.03
Return to Volatility Ratio (1 Hour)	1.673	1.968	1.899	1.717	2.190	1.964	2.480	3.518	2.540	4.815
Intraday Volatility %	0.44	0.99	1.74	1.49	0.45	0.79	0.50	0.21	0.26	0.12

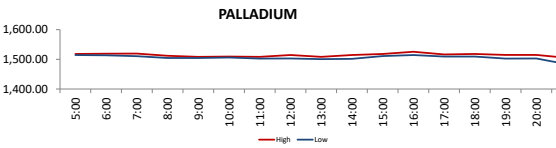
PMEX Hourly Price Movements



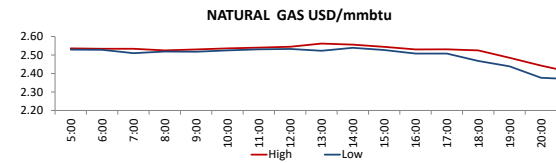
High 1984.6
Low 1970.5
Open 1980.2
Close 1973.6



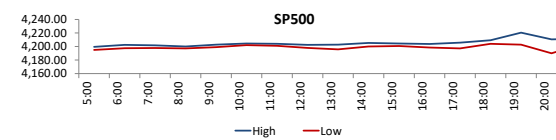
High 1087.6
Low 1065.4
Open 1071.3
Close 1076.9



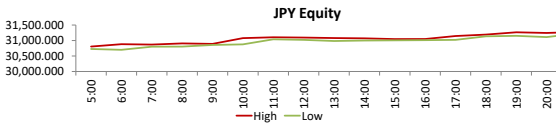
2245.5
2254.5
2241.5
2164



High 2.566
Low 2.369
Open 2.593
Close 2.4



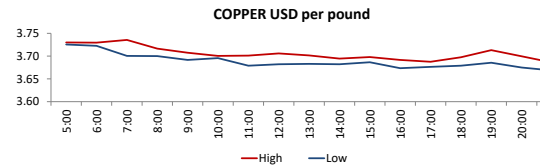
High 4220.5
Low 4185.5
Open 13839.25
Close 13914.25



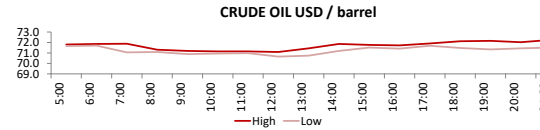
High 2259
Low 2261.5
Open 2263.5
Close 2253



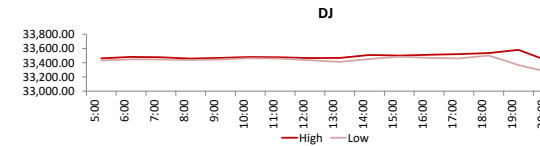
High 24.067
Low 23.752
Open 24.021
Close 23.79



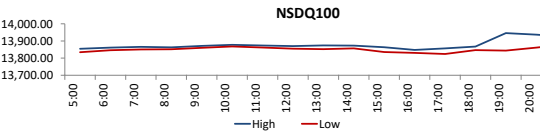
High 3.7355
Low 3.6685
Open 3.728
Close 3.6773



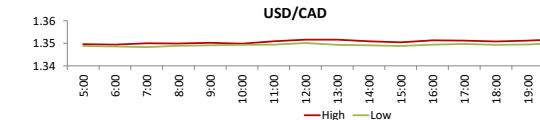
High 72.5
Low 70.65
Open 72.7
Close 72.13



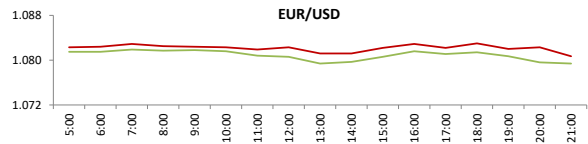
High 33581
Low 33268
Open 33458
Close 33384



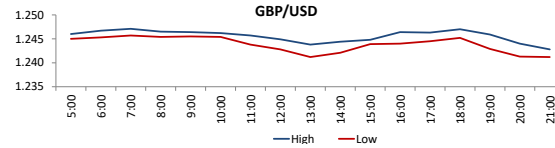
High 4220.5
Low 4185.5
Open 13839.25
Close 13914.25



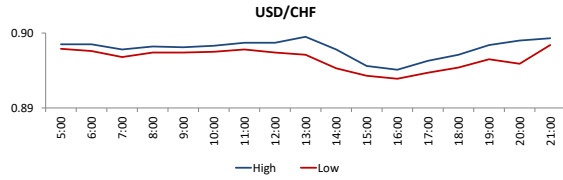
High 1.3518
Low 1.3483
Open 30855
Close 31225



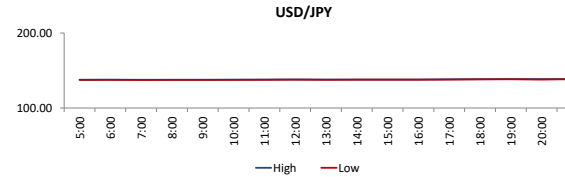
High 0.6666
 Low 0.6626
 Open 137.929
 Close 0.6652



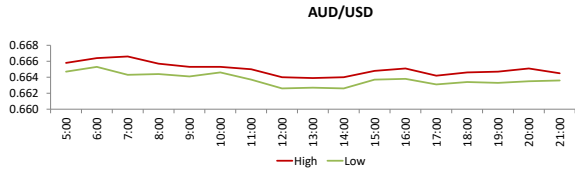
High 1.2471
 Low 1.2412
 Open 1.0807
 Close 1.0813



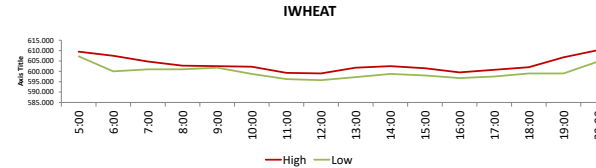
High 0.8995
 Low 0.8939
 Open 1.3499
 Close 1.3506



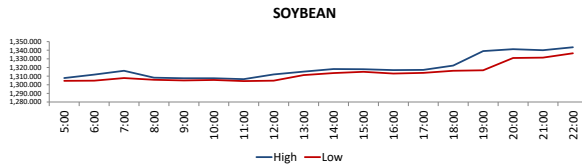
High 138.677
 Low 137.474
 Open 1.2447
 Close 1.2438



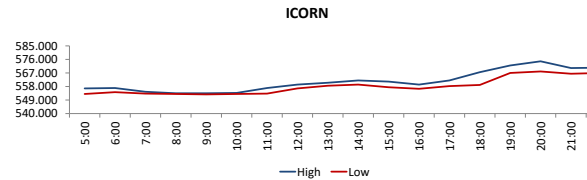
High 0.6666
 Low 0.6626
 Open 137.929
 Close 0.6652



High 726.5
 Low 712
 Open 725.25
 Close 725.25



High 1343.5
 Low 1303.5
 Open 553.75
 Close 569.5



High 574.75
 Low 552.75
 Open 86.77
 Close 85.31

DISCLAIMER: This report is for information purpose only and does not constitute an offer or solicitation to make an investment in Commodity Futures Contracts which carries risk. Any views, expressions or opinions expressed in this report are solely for providing information to readers. Figures appearing in the report are although taken from reliable sources as presented however, we are not taking any responsibility about its accuracy, completeness and any decision taken on the basis of such information.

For subscription and further information please contact us at:

UAN: +92-21-111-11-PMEX (7639) | Email: info@pmex.com.pk | Web: www.pmex.com.pk