

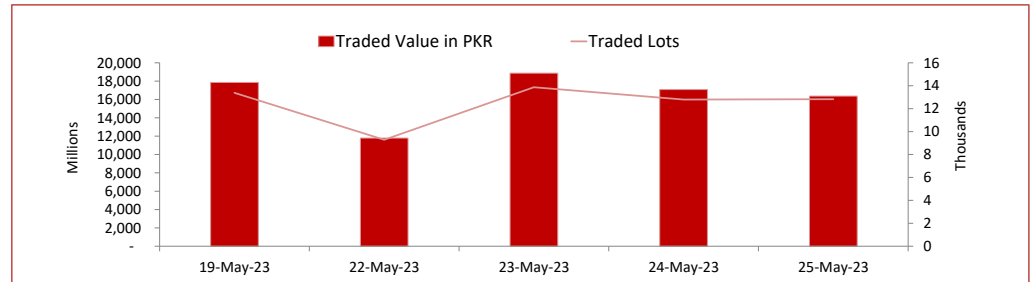
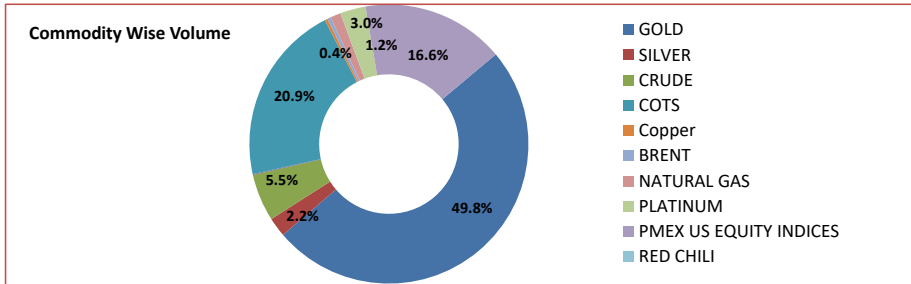
PMEX Daily Statistical Report

Friday, May 26, 2023



PMEX Market Overview

On Thursday at PMEX the traded value of Metals, Energy, COTS/FX and indices was recorded at PKR 16.359 billion and the number of lots traded at 12,819. Major business was contributed by Gold amounting to PKR 8.159 billion, followed by Currencies through COTS (PKR 3.417 billion), NSDQ 100 (PKR 1.895 billion), Crude Oil (PKR 898.024 million), DJ (PKR 489.377 million), Platinum (PKR 484.654 million), Silver (PKR 367.366 million), Natural Gas (PKR 196.605 million), Japan Equity (PKR 195.547 million), SP 500 (PKR 133.577 million), Brent (PKR 69.106 million) and Copper (PKR 52.524 million). In Agricultural Commodities, 12 lots of Cotton amounting to PKR 13.976 million were traded.

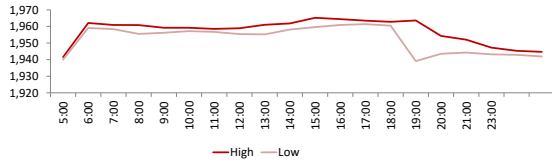


PMEX Price Return Summary

Statistics	Gold	Silver	Crude Oil	Copper	DJ	SP500	NSDQ	EURUSD	GBPUSD	JPYUSD
Return Close/Open %	↓ -0.94%	↓ -1.44%	↓ -3.26%	↑ 0.68%	↓ -0.21%	↑ 1.01%	↑ 1.01%	↑ 1.50%	↓ -0.22%	↓ -0.36%
Difference in Open and Close (\$)	-18.4	-0.333	-2.42	0.02	-69	140.00	140.00	460.0000	-0.0024	-0.0044
Range Day (Max- Min)/Open %	0.01	0.02	0.05	0.02	0.01	0.01	0.00	0.00	0.01	0.86
Difference in Maximum and Minimum (\$)	26.3	0.46	3.37	0.07	293	208.25	40.00	0.00	0.01	1.06
Average Return (1 Hour) %	0.16	0.43	0.72	0.56	0.21	0.34	0.27	0.16	0.14	0.12
Volatility (1 Hour) %	0.10	0.22	0.38	0.33	0.10	0.17	0.11	0.04	0.06	0.03
Return to Volatility Ratio (1 Hour)	1.673	1.968	1.899	1.717	2.190	1.964	2.480	3.518	2.540	4.815
Intraday Volatility %	0.44	0.99	1.74	1.49	0.45	0.79	0.50	0.21	0.26	0.12

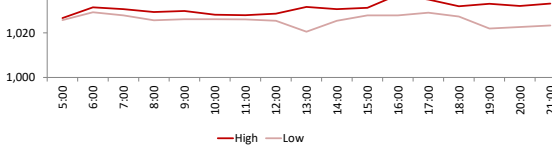
PMEX Hourly Price Movements

GOLD USD / t Oz



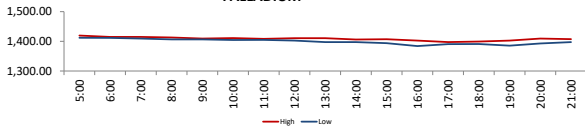
High 1965.2
Low 1938.9
Open 1959.6
Close 1941.2

PLATINUM USD / t Oz



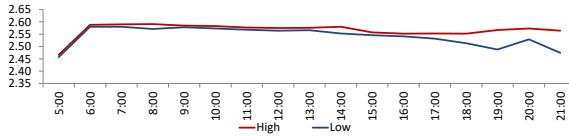
High 1037
Low 1020.5
Open 1030.5
Close 1026.9

PALLADIUM



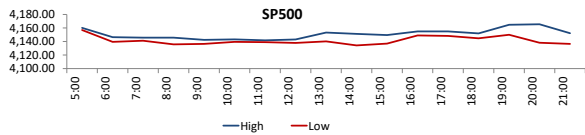
2245.5
2254.5
2241.5
2164

NATURAL GAS USD/mmbtu



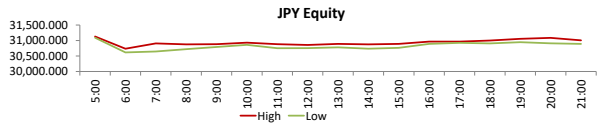
High 2.591
Low 2.477
Open 2.412
Close 2.362

SP500



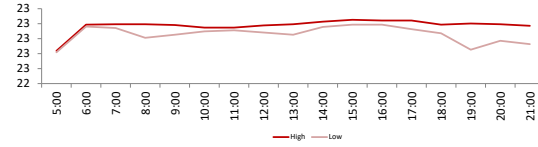
High 4174.25
Low 4134.25
Open 13842.25
Close 13982.25

JPY Equity



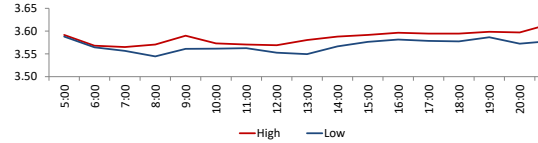
High 2259
Low 2261.5
Open 2263.5
Close 2253

SILVER USD / t Oz



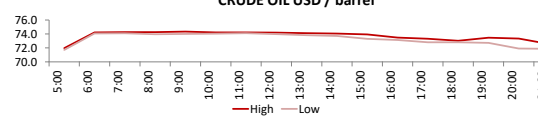
High 23.252
Low 22.792
Open 23.178
Close 22.845

COPPER USD per pound



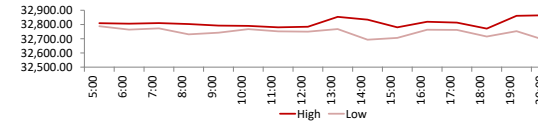
High 3.6155
Low 3.5445
Open 3.5661
Close 3.5905

CRUDE OIL USD / barrel



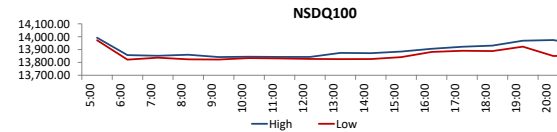
High 74.34
Low 70.97
Open 74.21
Close 71.79

DJ



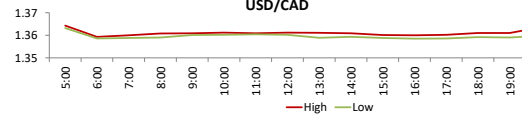
High 32908
Low 32615
Open 32867
Close 32798

NSDQ100

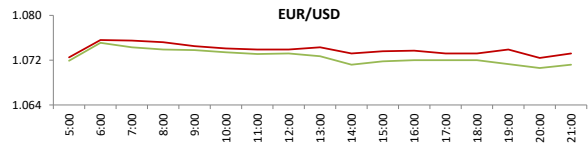


High 4174.25
Low 4134.25
Open 13842.25
Close 13982.25

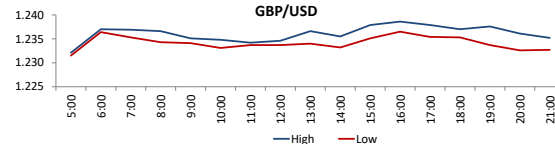
USD/CAD



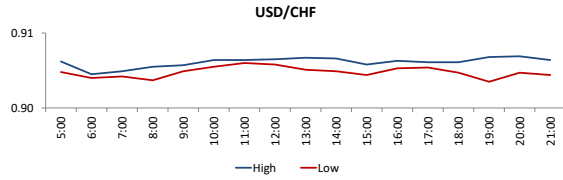
High 1.3644
Low 1.3585
Open 1.3640
Close 1.3110



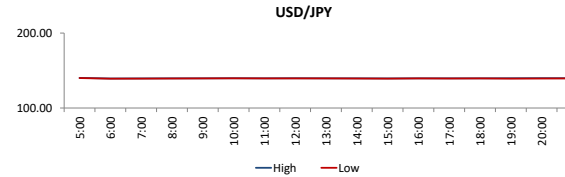
High 0.6544
 Low 0.6497
 Open 139.476
 Close 0.6506



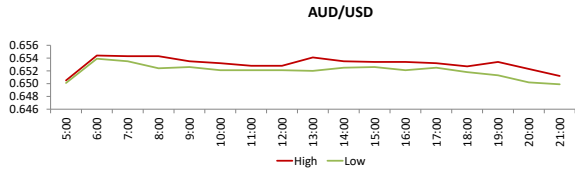
High 1.2386
 Low 1.2307
 Open 1.075
 Close 1.0726



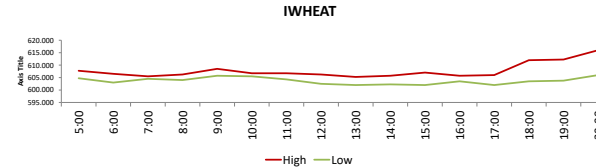
High 0.9072
 Low 0.9035
 Open 1.3595
 Close 1.3644



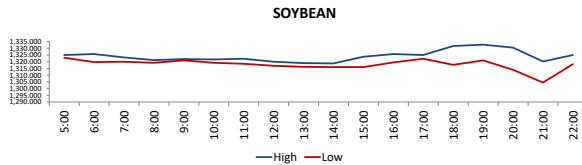
High 140.219
 Low 139.159
 Open 1.2365
 Close 1.2321



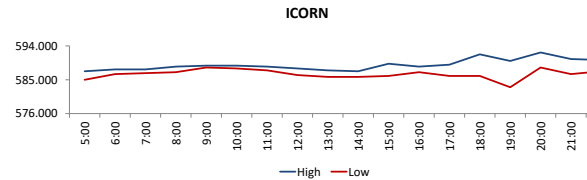
High 0.6544
 Low 0.6497
 Open 139.476
 Close 0.6506



High 726.5
 Low 712
 Open 725.25
 Close 725.25



High 1332.75
 Low 1304.5
 Open 586.75
 Close 589.75



High 592.25
 Low 583
 Open 81.81
 Close 80.13

DISCLAIMER: This report is for information purpose only and does not constitute an offer or solicitation to make an investment in Commodity Futures Contracts which carries risk. Any views, expressions or opinions expressed in this report are solely for providing information to readers. Figures appearing in the report are although taken from reliable sources as presented however, we are not taking any responsibility about its accuracy, completeness and any decision taken on the basis of such information.

For subscription and further information please contact us at:

UAN: +92-21-111-11-PMEX (7639) | Email: info@pmex.com.pk | Web: www.pmex.com.pk