

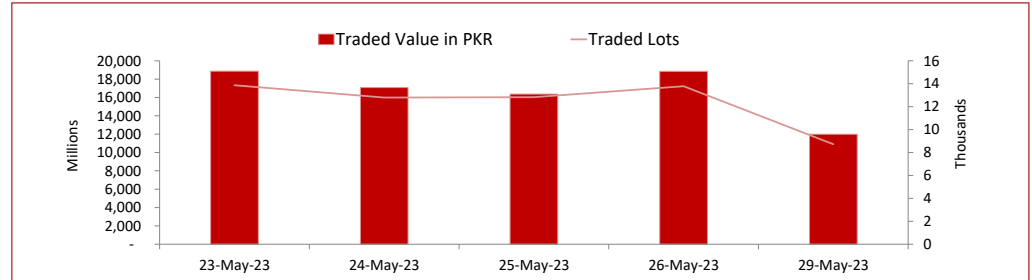
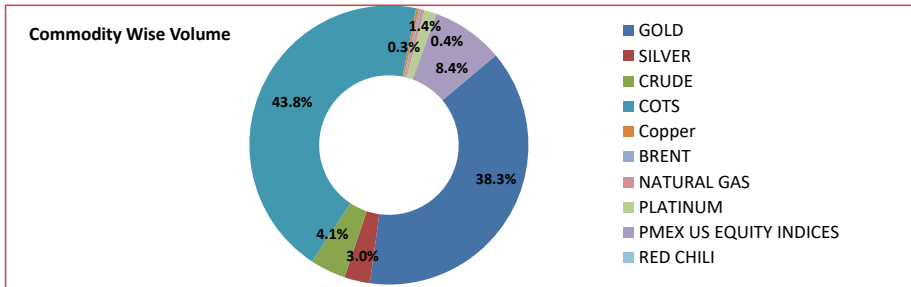
PMEX Daily Statistical Report

Tuesday, May 30, 2023



PMEX Market Overview

On Monday at PMEX the traded value of Metals, Energy, COTS/FX and indices was recorded at PKR 11.994 billion and the number of lots traded at 8,723 Major business was contributed by Currencies through COTS amounting to PKR 5.221 billion, followed by Gold (PKR 4.562 billion), NSDQ 100 (PKR 797.319 million), Crude Oil (PKR 491.388 million), Silver (PKR 352.858 million), Platinum (PKR 167.975 million), SP 500 (PKR 85.263 million), DJ (PKR 85.263 million), Japan Equity (PKR 71.561 million), Natural Gas (PKR 46.708 million), Palladium (PKR 40.515 million), Copper (PKR 38.882 million) and Brent (PKR 30.944 million).

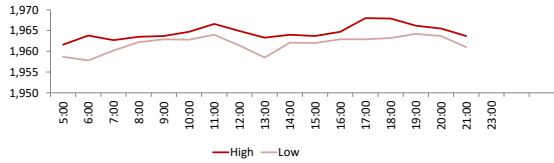


PMEX Price Return Summary

Statistics	Gold	Silver	Crude Oil	Copper	DJ	SP500	NSDQ	EURUSD	GBPUSD	JPYUSD
Return Close/Open %	↓ -0.11%	↓ -0.67%	↔ 0.00%	↑ 0.19%	↑ 0.24%	↑ 0.12%	↑ 0.12%	↓ -0.70%	↓ -0.11%	↓ -0.03%
Difference in Open and Close (\$)	-2.1	-0.158	0.00	0.01	79	16.75	16.75	-220.0000	-0.0012	-0.0004
Range Day (Max- Min)/Open %	0.01	0.01	0.02	0.01	0.00	0.01	0.00	0.00	0.00	0.66
Difference in Maximum and Minimum (\$)	10.2	0.22	1.51	0.05	149	81.75	21.50	0.00	0.00	0.81
Average Return (1 Hour) %	0.16	0.43	0.72	0.56	0.21	0.34	0.27	0.16	0.14	0.12
Volatility (1 Hour) %	0.10	0.22	0.38	0.33	0.10	0.17	0.11	0.04	0.06	0.03
Return to Volatility Ratio (1 Hour)	1.673	1.968	1.899	1.717	2.190	1.964	2.480	3.518	2.540	4.815
Intraday Volatility %	0.44	0.99	1.74	1.49	0.45	0.79	0.50	0.21	0.26	0.12

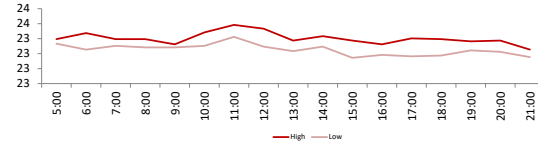
PMEX Hourly Price Movements

GOLD USD / t Oz



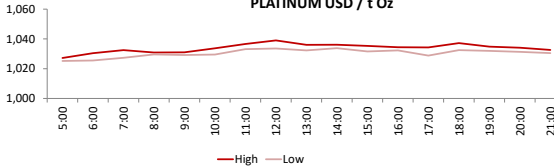
High 1968
Low 1957.8
Open 1946.7
Close 1944.6

SILVER USD / t Oz



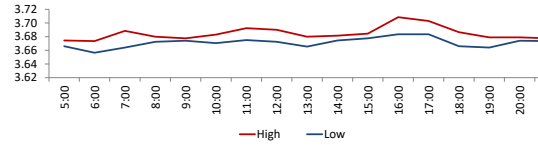
High 23.492
Low 23.272
Open 23.451
Close 23.293

PLATINUM USD / t Oz



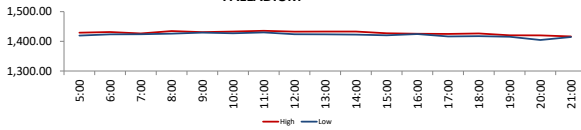
High 1039
Low 1024.9
Open 1028.9
Close 1031.6

COPPER USD per pound



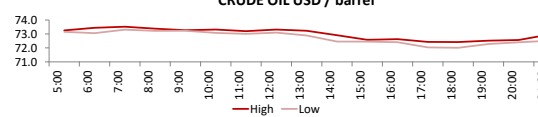
High 3.7085
Low 3.6565
Open 3.6725
Close 3.6793

PALLADIUM



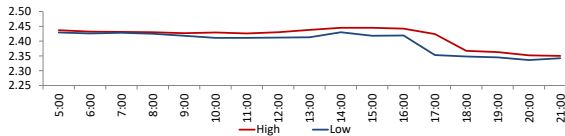
2245.5
2254.5
2241.5
2164

CRUDE OIL USD / barrel



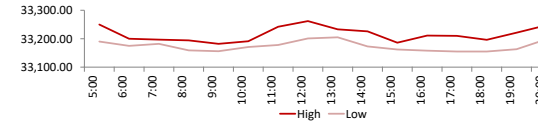
High 73.52
Low 72.01
Open 72.88
Close 72.88

NATURAL GAS USD/mmbtu



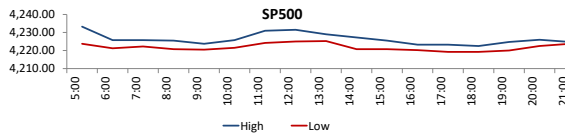
High 2.445
Low 2.336
Open 2.418
Close 2.354

DJ



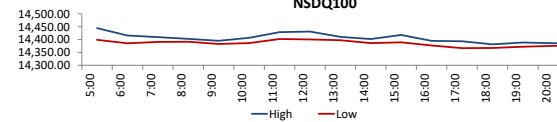
High 33304
Low 33155
Open 33155
Close 33234

SP500



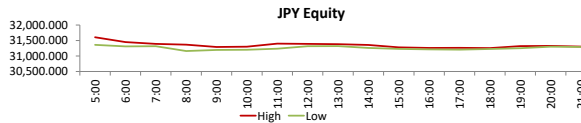
High 4240.75
Low 4219.25
Open 14367.25
Close 14384

NSDQ100



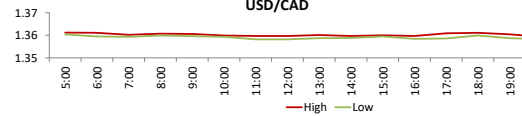
High 4240.75
Low 4219.25
Open 14367.25
Close 14384

JPY Equity

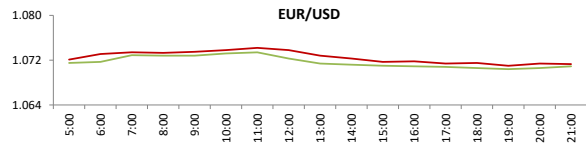


High 2259
Low 2261.5
Open 2263.5
Close 2253

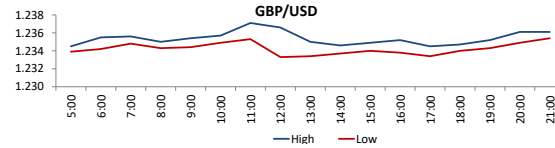
USD/CAD



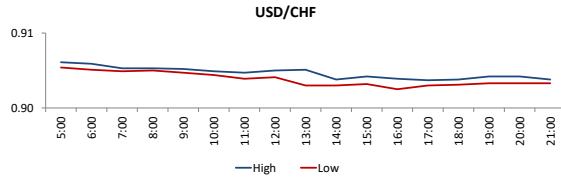
High 1.3612
Low 1.3581
Open 31530
Close 31310



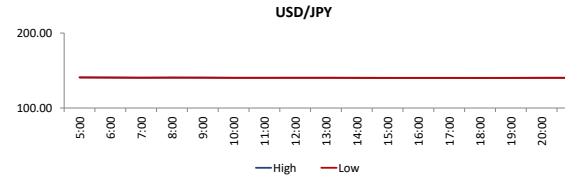
High 0.6553
 Low 0.6519
 Open 140.617
 Close 0.6541



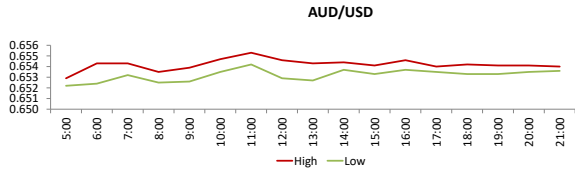
High 1.2371
 Low 1.2333
 Open 1.0728
 Close 1.0716



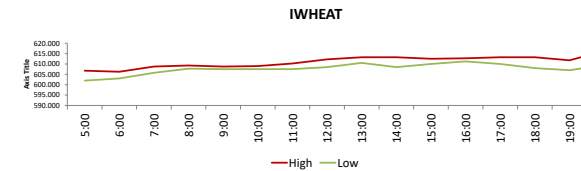
High 0.9061
 Low 0.9025
 Open 1.3616
 Close 1.3597



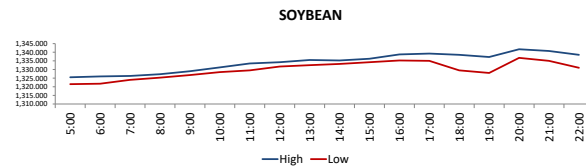
High 140.907
 Low 140.093
 Open 1.235
 Close 1.2346



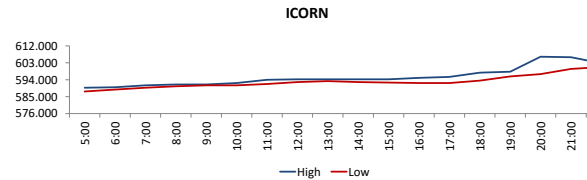
High 0.6553
 Low 0.6519
 Open 140.617
 Close 0.6541



High 726.5
 Low 712
 Open 725.25
 Close 725.25



High 1341.75
 Low 1321.5
 Open 602.75
 Close 602.75



High 606.25
 Low 585
 Open 83.01
 Close 83.01

DISCLAIMER: This report is for information purpose only and does not constitute an offer or solicitation to make an investment in Commodity Futures Contracts which carries risk. Any views, expressions or opinions expressed in this report are solely for providing information to readers. Figures appearing in the report are although taken from reliable sources as presented however, we are not taking any responsibility about its accuracy, completeness and any decision taken on the basis of such information.

For subscription and further information please contact us at:

UAN: +92-21-111-11-PMEX (7639) | Email: info@pmex.com.pk | Web: www.pmex.com.pk