

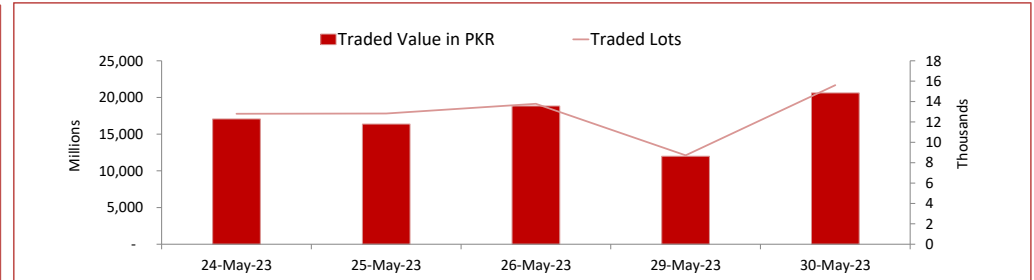
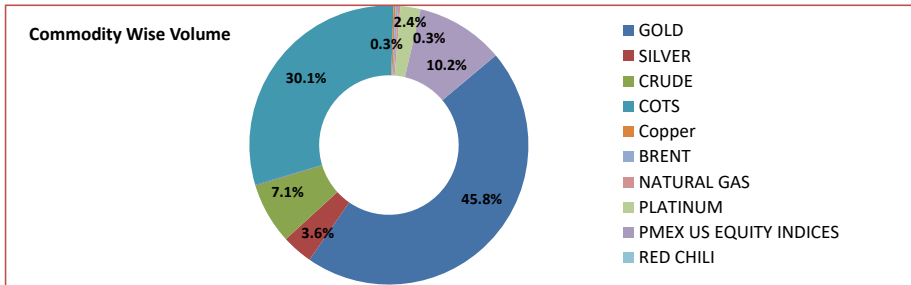
PMEX Daily Statistical Report

Wednesday, May 31, 2023



PMEX Market Overview

On Tuesday at PMEX the traded value of Metals, Energy, COTS/FX and indices was recorded at PKR 20.605 billion and the number of lots traded at 15,596 Major business was contributed by Gold amounting to PKR 9.394 billion, followed by Currencies through COTS (PKR 6.189 billion), NSDQ 100 (PKR 1.672 billion), Crude Oil (PKR 1.453 billion), Silver (PKR 736.340 million), Platinum (PKR 483.058 million), DJ (PKR 349.102 million), Japan Equity (PKR 107.300 million), Brent (PKR 59.176 million), SP 500 (PKR 59.130 million), Natural Gas (PKR 52.132 million) and Copper (PKR 50.160 million). In Agricultural commodities, 13 lots of Cotton amounting to PKR 15.707 million were traded.

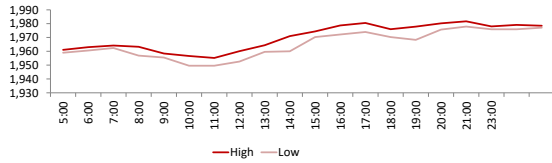


PMEX Price Return Summary

Statistics	Gold	Silver	Crude Oil	Copper	DJ	SP500	NSDQ	EURUSD	GBPUSD	JPYUSD
Return Close/Open %	↑ 1.71%	⇒ 0.00%	↓ -4.57%	↓ -0.51%	↓ -0.50%	↑ 0.17%	↑ 0.17%	↓ -0.54%	↑ 0.18%	↑ 0.53%
Difference in Open and Close (\$)	33.3	0.000	-3.33	-0.02	-166	24.50	24.50	-170.0000	0.0019	0.0066
Range Day (Max- Min)/Open %	0.02	0.02	0.06	0.02	0.01	0.02	0.00	0.00	0.01	1.10
Difference in Maximum and Minimum (\$)	32.1	0.42	4.34	0.07	306	231.50	42.75	0.01	0.01	1.36
Average Return (1 Hour) %	0.16	0.43	0.72	0.56	0.21	0.34	0.27	0.16	0.14	0.12
Volatility (1 Hour) %	0.10	0.22	0.38	0.33	0.10	0.17	0.11	0.04	0.06	0.03
Return to Volatility Ratio (1 Hour)	1.673	1.968	1.899	1.717	2.190	1.964	2.480	3.518	2.540	4.815
Intraday Volatility %	0.44	0.99	1.74	1.49	0.45	0.79	0.50	0.21	0.26	0.12

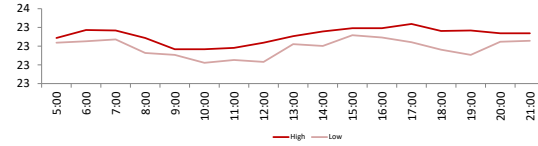
PMEX Hourly Price Movements

GOLD USD / t Oz



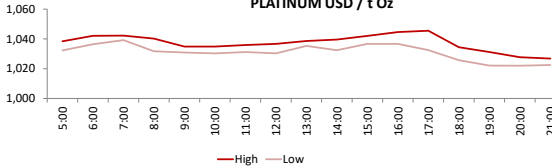
High 1981.7
Low 1949.6
Open 1944.6
Close 1977.9

SILVER USD / t Oz



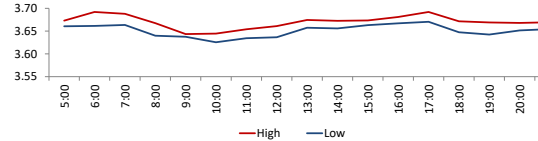
High 23.437
Low 23.022
Open 23.293
Close 23.293

PLATINUM USD / t Oz



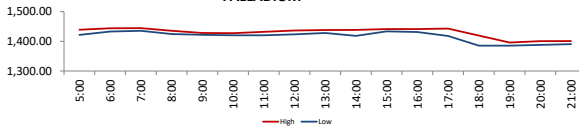
High 1045.5
Low 1021
Open 1031.6
Close 1026.1

COPPER USD per pound



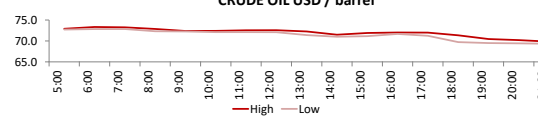
High 3.692
Low 3.6255
Open 3.6793
Close 3.6606

PALLADIUM



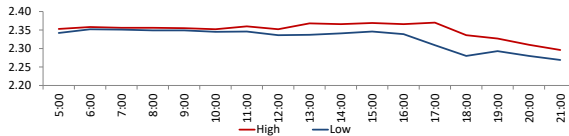
2245.5
2254.5
2241.5
2164

CRUDE OIL USD / barrel



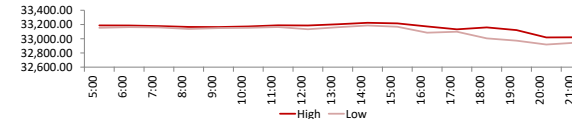
High 73.34
Low 69
Open 72.88
Close 69.55

NATURAL GAS USD/mmbtu



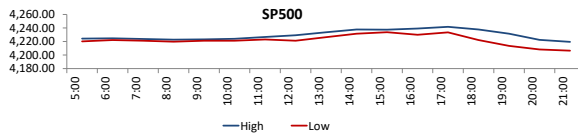
High 2.37
Low 2.255
Open 2.354
Close 2.313

DJ



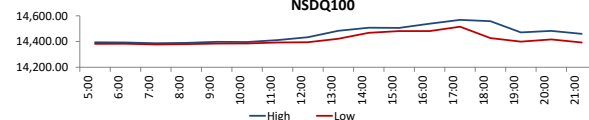
High 33224
Low 32918
Open 33234
Close 33068

SP500



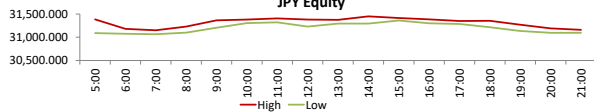
High 4241.75
Low 4199
Open 14384
Close 14408.5

NSDQ100



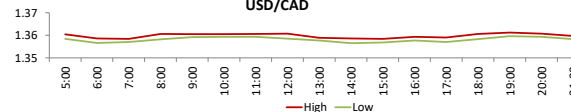
High 4241.75
Low 4199
Open 14384
Close 14408.5

JPY Equity

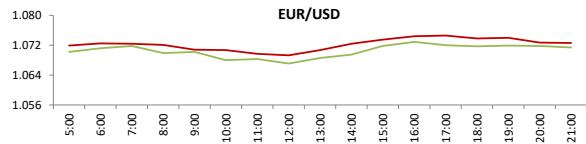


High 2259
Low 2261.5
Open 2263.5
Close 2253

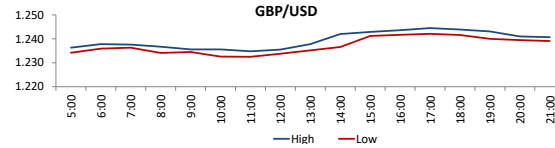
USD/CAD



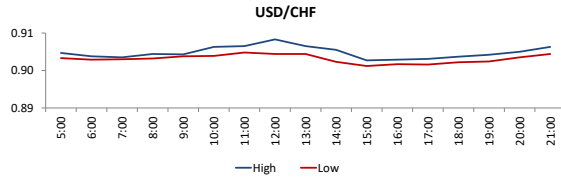
High 1.3612
Low 1.3565
Open 1.3110
Close 1.3110



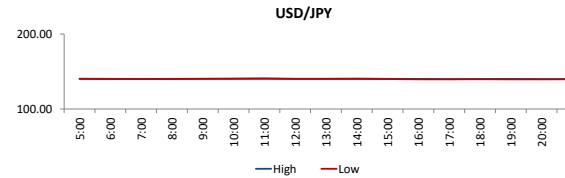
High 0.6558
 Low 0.6501
 Open 140.282
 Close 0.6518



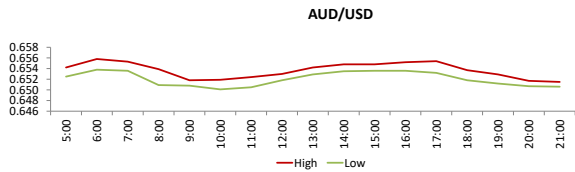
High 1.2445
 Low 1.2325
 Open 1.0716
 Close 1.0735



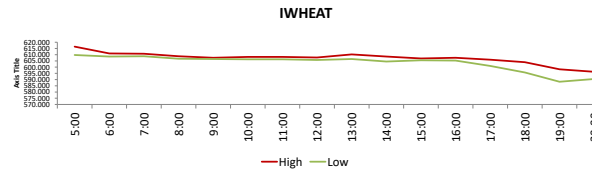
High 0.9083
 Low 0.9012
 Open 1.3597
 Close 1.3602



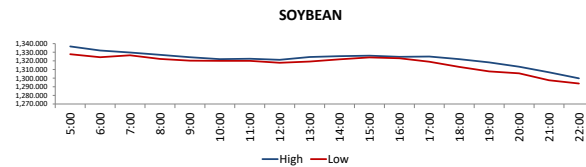
High 140.971
 Low 139.558
 Open 1.7346
 Close 1.2412



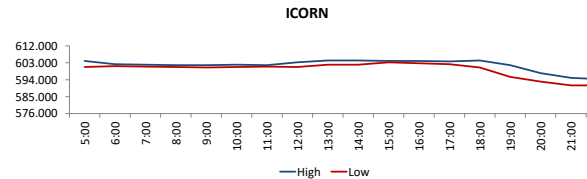
High 0.6558
 Low 0.6501
 Open 140.282
 Close 0.6518



High 726.5
 Low 712
 Open 725.25
 Close 725.25



High 1336.75
 Low 1293.75
 Open 602.75
 Close 593.5



High 604.25
 Low 591
 Open 83.01
 Close 84.24

DISCLAIMER: This report is for information purpose only and does not constitute an offer or solicitation to make an investment in Commodity Futures Contracts which carries risk. Any views, expressions or opinions expressed in this report are solely for providing information to readers. Figures appearing in the report are although taken from reliable sources as presented however, we are not taking any responsibility about its accuracy, completeness and any decision taken on the basis of such information.

For subscription and further information please contact us at:

UAN: +92-21-111-11-PMEX (7639) | Email: info@pmex.com.pk | Web: www.pmex.com.pk