

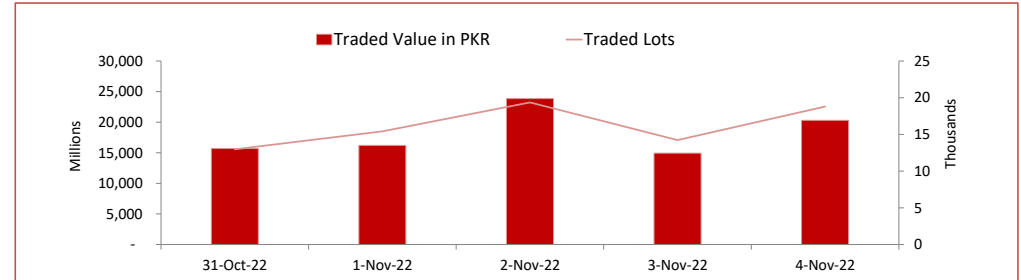
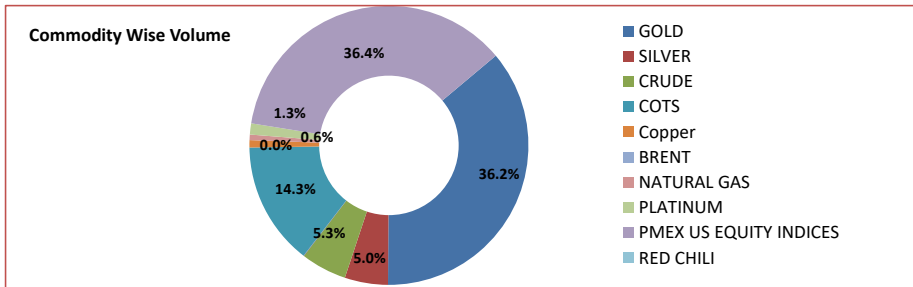
PMEX Daily Statistical Report

Monday, November 7, 2022



PMEX Market Overview

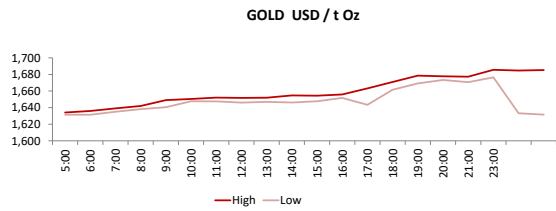
On Friday at PMEX the traded value of Metals, Energy, COTS/FX and indices was recorded at PKR 20.296 billion and the number of lots traded at 18,781. Major business was contributed by Gold amounting to PKR 7.354 billion, followed by NSDQ 100 (PKR 6.376 billion), Currencies through COTS (PKR 2.897 billion), Crude Oil (PKR 1.080 billion), Silver (PKR 1.017 billion), DJ (PKR 707.516 million), SP 500 (PKR 274.440 million), Platinum (PKR 262.251 million), Copper (PKR 172.697 million), Natural Gas (PKR 127.763 million), Japan Equity (PKR 24.335 million) and Brent (PKR 1.290 million). In Agricultural Commodities, 10 lot of Cotton amounting to PKR 9.634 million were traded.



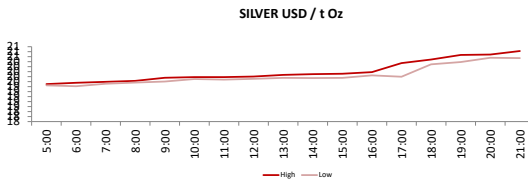
PMEX Price Return Summary

Statistics	Gold	Silver	Crude Oil	Copper	DJ	SP500	NSDQ	EURUSD	GBPUSD	JPYUSD
Return Close/Open %	↑ 3.23%	↑ 7.32%	↑ 5.30%	↑ 8.03%	↑ 1.15%	↑ 1.34%	↑ 1.34%	↑ 0.73%	↑ 2.14%	↑ 1.94%
Difference in Open and Close (\$)	52.7	1.427	4.66	0.28	369	144.25	144.25	200.0000	0.0209	0.0217
Range Day (Max- Min)/Open %	0.03	0.07	0.05	0.08	0.02	0.03	0.01	0.00	0.02	1.63
Difference in Maximum and Minimum (\$)	54.2	1.54	5.01	0.29	756	330.75	93.00	0.02	0.02	1.86
Average Return (1 Hour) %	0.16	0.43	0.72	0.56	0.21	0.34	0.27	0.16	0.14	0.12
Volatility (1 Hour) %	0.10	0.22	0.38	0.33	0.10	0.17	0.11	0.04	0.06	0.03
Return to Volatility Ratio (1 Hour)	1.673	1.968	1.899	1.717	2.190	1.964	2.480	3.518	2.540	4.815
Intraday Volatility %	0.44	0.99	1.74	1.49	0.45	0.79	0.50	0.21	0.26	0.12

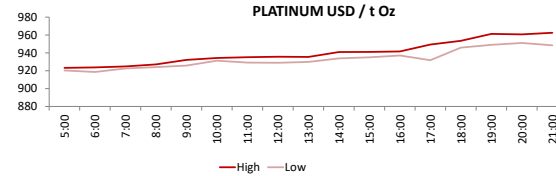
PMEX Hourly Price Movements



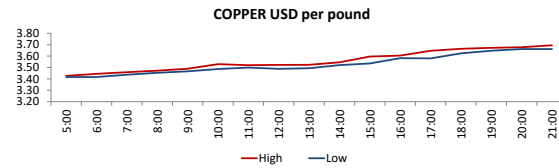
High 1685.6
Low 1631.4
Open 1632.2
Close 1684.9



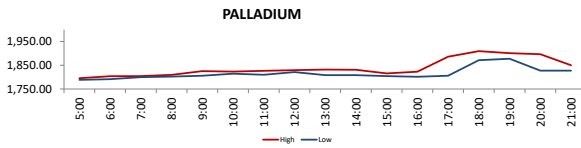
High 20.952
Low 19.417
Open 19.483
Close 20.91



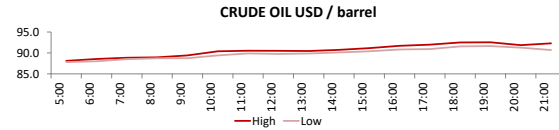
High 969.9
Low 918.6
Open 923.1
Close 967.7



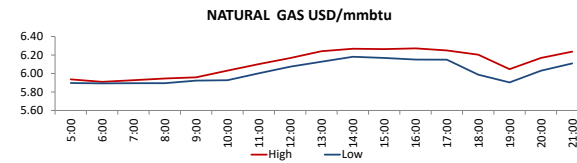
High 3.7065
Low 3.416
Open 3.4238
Close 3.6988



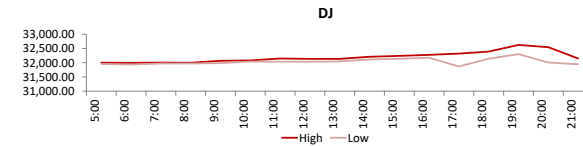
2245.5
2254.5
2241.5
2164



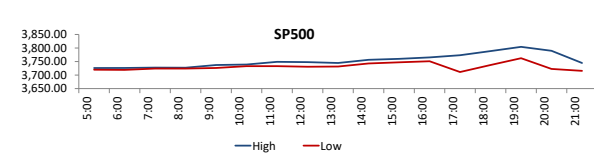
High 92.82
Low 87.81
Open 87.94
Close 92.6



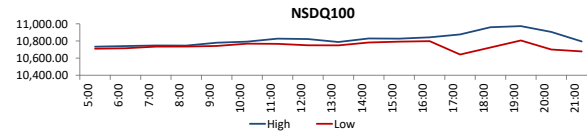
High 6.507
Low 5.875
Open 5.929
Close 6.459



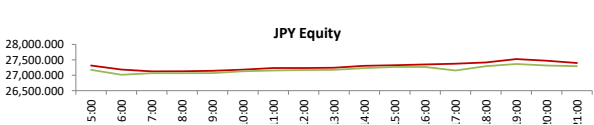
High 32625
Low 31869
Open 32007
Close 32376



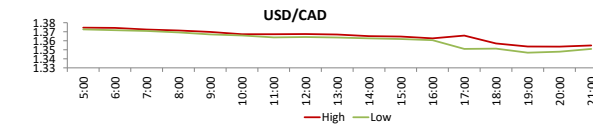
High 3804.25
Low 3711.25
Open 10729.5
Close 10873.75



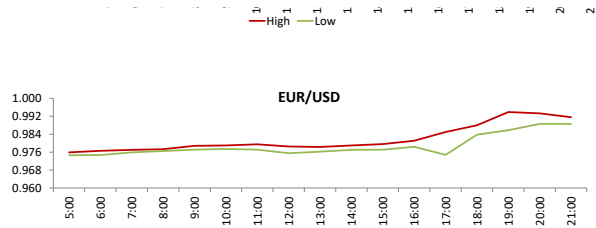
High 3804.25
Low 3711.25
Open 10729.5
Close 10873.75



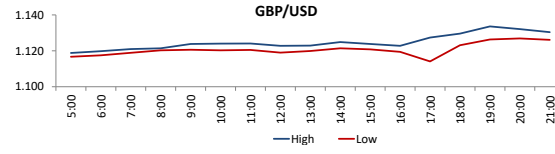
High 2259
Low 2261.5
Open 2263.5
Close 2253



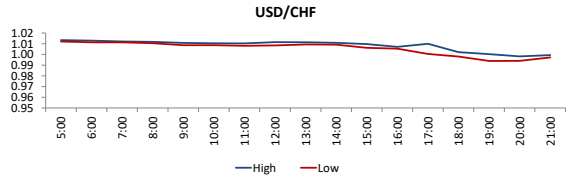
High 1.3749
Low 1.3468
Open 27290
Close 27490



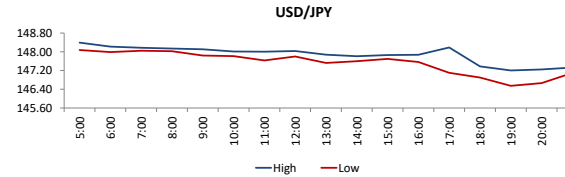
High 0.6482
 Low 0.6283
 Open 148.277
 Close 0.647



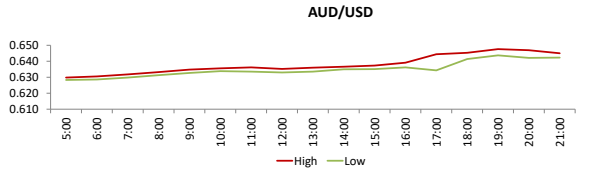
High 1.1381
 Low 1.1141
 Open 0.975
 Close 0.9959



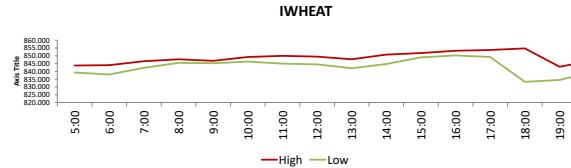
High 1.0136
 Low 0.9923
 Open 1.3747
 Close 1.348



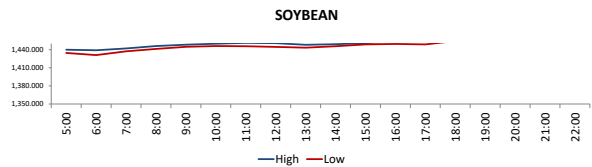
High 148.397
 Low 146.536
 Open 1.1158
 Close 1.1375



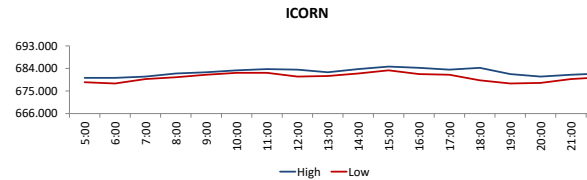
High 0.6482
 Low 0.6283
 Open 148.277
 Close 0.647



High 726.5
 Low 712
 Open 725.25
 Close 725.25



High 1464.75
 Low 1431
 Open 681
 Close 682.25



High 684.75
 Low 678
 Open 82.96
 Close 87.54

DISCLAIMER: This report is for information purpose only and does not constitute an offer or solicitation to make an investment in Commodity Futures Contracts which carries risk. Any views, expressions or opinions expressed in this report are solely for providing information to readers. Figures appearing in the report are although taken from reliable sources as presented however, we are not taking any responsibility about its accuracy, completeness and any decision taken on the basis of such information.

For subscription and further information please contact us at:

UAN: +92-21-111-11-PMEX (7639) | Email: info@pmex.com.pk | Web: www.pmex.com.pk