

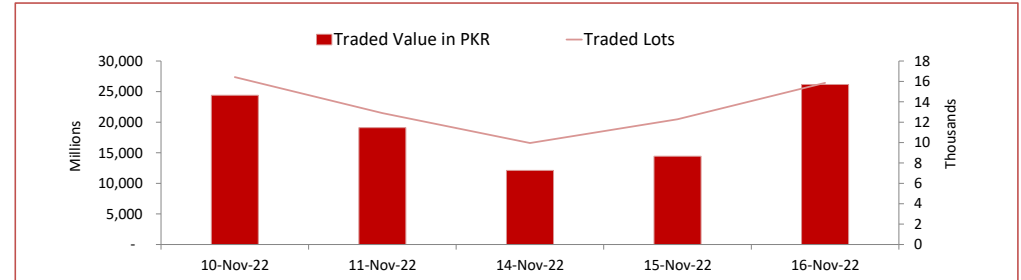
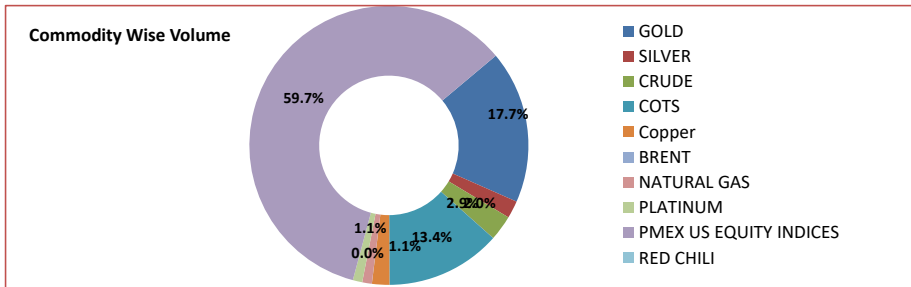
PMEX Daily Statistical Report

Thursday, November 17, 2022



PMEX Market Overview

On Wednesday at PMEX the traded value of Metals, Energy, COTS/FX and indices was recorded at PKR 26.165 billion and the number of lots traded at 15,856. Major business was contributed by NSDQ 100 amounting to PKR 13.717 billion, followed by Gold (PKR 4.635 billion), Currencies through COTS (PKR 3.496 billion), DJ (PKR 1.634 billion), Crude Oil (PKR 768.236 million), Silver (PKR 529.521 million), Copper (PKR 527.713 million), Natural Gas (PKR 289.322 million), Platinum (PKR 286.955 million), SP 500 (PKR 276.947 million) and Brent (PKR 2.483 million). In Agricultural Commodities, 3 lots of Cotton amounting to PKR 2.993 million were traded.

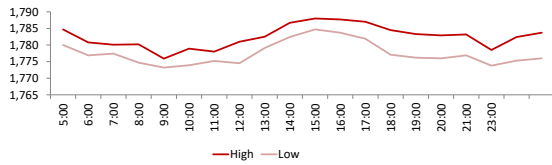


PMEX Price Return Summary

Statistics	Gold	Silver	Crude Oil	Copper	DJ	SP500	NSDQ	EURUSD	GBPUSD	JPYUSD
Return Close/Open %	↓ -0.30%	↓ -0.51%	↓ -1.82%	↓ -1.64%	↑ 0.16%	↓ -1.01%	↓ -1.01%	↓ -0.13%	↑ 0.44%	↑ 0.40%
Difference in Open and Close (\$)	-5.4	-0.110	-1.58	-0.06	53	-120.25	-120.25	-35.0000	0.0046	0.0048
Range Day (Max- Min)/Open %	0.01	0.03	0.05	0.03	0.01	0.02	0.00	0.00	0.01	1.20
Difference in Maximum and Minimum (\$)	14.8	0.70	4.01	0.10	401	254.75	53.75	0.02	0.02	1.43
Average Return (1 Hour) %	0.16	0.43	0.72	0.56	0.21	0.34	0.27	0.16	0.14	0.12
Volatility (1 Hour) %	0.10	0.22	0.38	0.33	0.10	0.17	0.11	0.04	0.06	0.03
Return to Volatility Ratio (1 Hour)	1.673	1.968	1.899	1.717	2.190	1.964	2.480	3.518	2.540	4.815
Intraday Volatility %	0.44	0.99	1.74	1.49	0.45	0.79	0.50	0.21	0.26	0.12

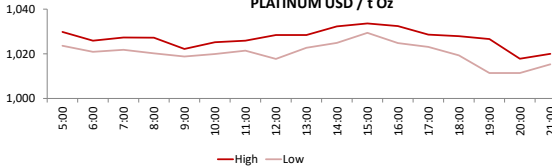
PMEX Hourly Price Movements

GOLD USD / t Oz



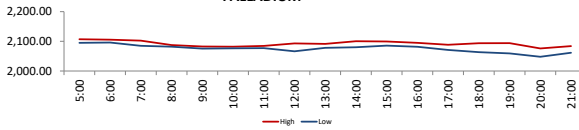
High 1788
Low 1773.2
Open 1782.4
Close 1777

PLATINUM USD / t Oz



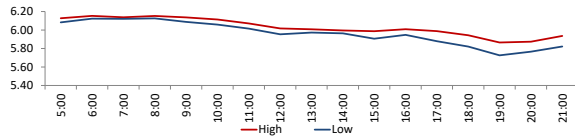
High 1033.6
Low 1011.4
Open 1025.8
Close 1016.4

PALLADIUM



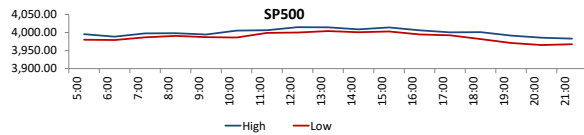
2245.5
2254.5
2241.5
2164

NATURAL GAS USD/mmbtu



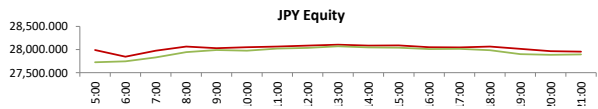
High 6.236
Low 5.776
Open 6.171
Close 6.203

SP500



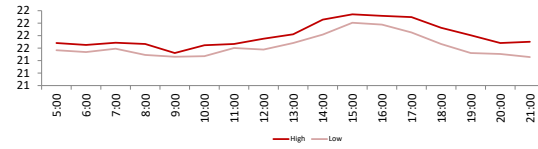
High 4014.75
Low 3961
Open 11892.75
Close 11772.5

JPY Equity



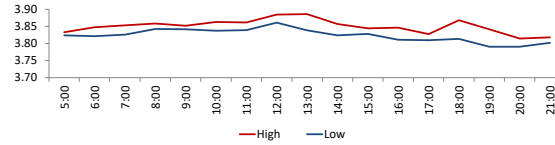
High 2259
Low 2261.5
Open 2263.5
Close 2253

SILVER USD / t Oz



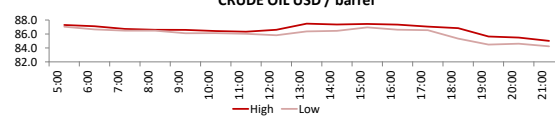
High 22.142
Low 21.442
Open 21.633
Close 21.523

COPPER USD per pound



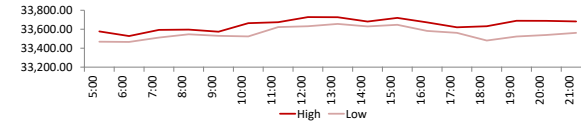
High 3.886
Low 3.7905
Open 3.8195
Close 3.757

CRUDE OIL USD / barrel



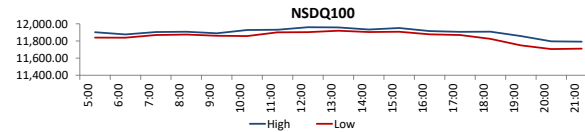
High 88.19
Low 84.18
Open 86.84
Close 85.26

DJ



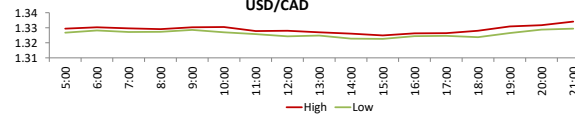
High 33728
Low 33327
Open 33574
Close 33627

NSDQ100

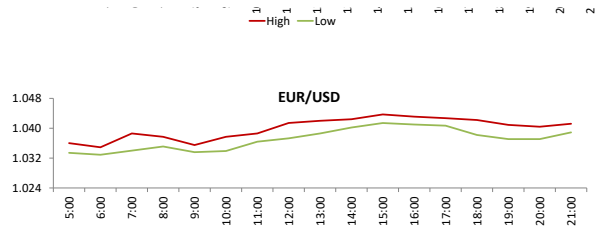


High 4014.75
Low 3961
Open 11892.75
Close 11772.5

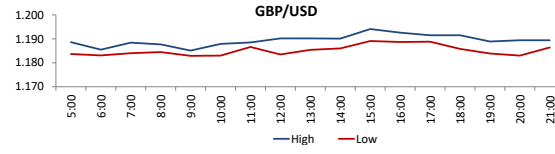
USD/CAD



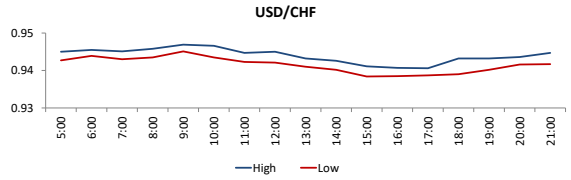
High 1.3346
Low 1.3226
Open 1.2795
Close 1.2794



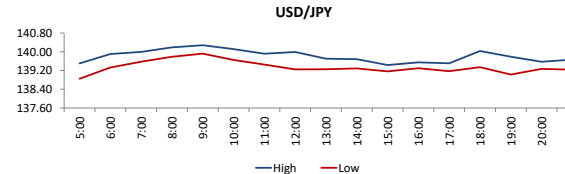
High 0.6792
 Low 0.6718
 Open 139.31
 Close 0.6742



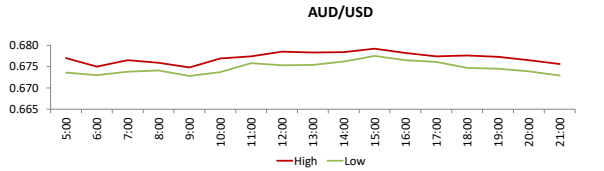
High 1.1941
 Low 1.1789
 Open 1.0348
 Close 1.0394



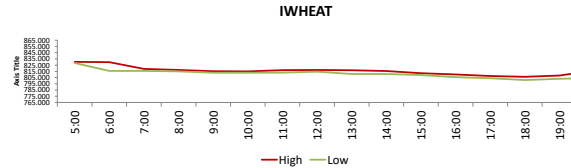
High 0.9469
 Low 0.9384
 Open 1.328
 Close 1.3328



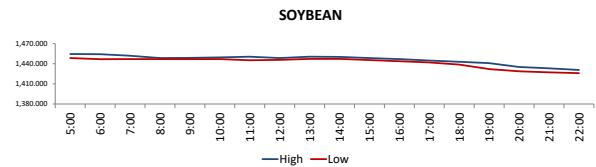
High 140.281
 Low 138.849
 Open 1.1868
 Close 1.1916



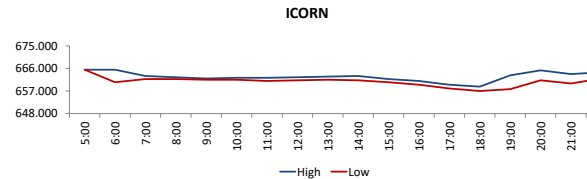
High 0.6792
 Low 0.6718
 Open 139.31
 Close 0.6742



High 726.5
 Low 712
 Open 725.25
 Close 725.25



High 1454.5
 Low 1422.75
 Open 669.25
 Close 663.5



High 665.5
 Low 657
 Open 89.14
 Close 88.96

DISCLAIMER: This report is for information purpose only and does not constitute an offer or solicitation to make an investment in Commodity Futures Contracts which carries risk. Any views, expressions or opinions expressed in this report are solely for providing information to readers. Figures appearing in the report are although taken from reliable sources as presented however, we are not taking any responsibility about its accuracy, completeness and any decision taken on the basis of such information.

For subscription and further information please contact us at:

UAN: +92-21-111-11-PMEX (7639) | Email: info@pmex.com.pk | Web: www.pmex.com.pk