

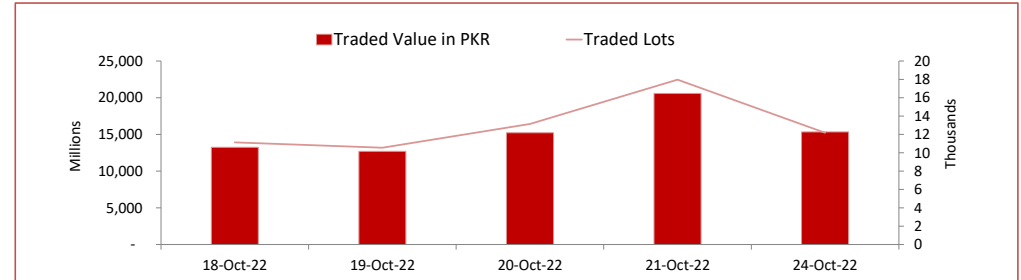
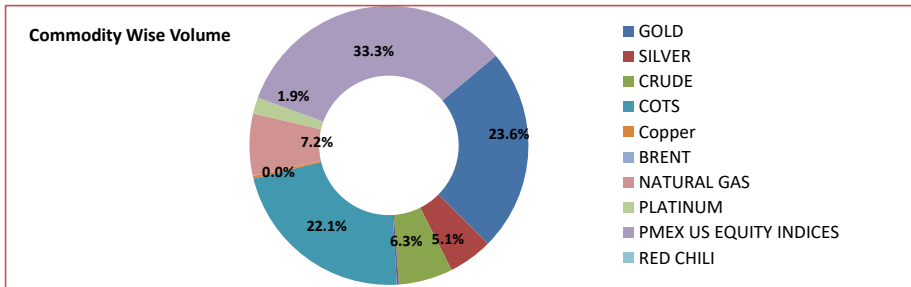
# PMEX Daily Statistical Report

Tuesday, October 25, 2022



## PMEX Market Overview

On Monday at PMEX the traded value of Metals, Energy, COTS/FX and indices was recorded at PKR 15.309 billion and the number of lots traded at 12,155. Major business was contributed by NSDQ 100 amounting to PKR 3.938 billion, followed by Gold (PKR 3.616 billion), Currencies through COTS (PKR 3.387 billion), Natural Gas (PKR 1.106 billion), Crude Oil (PKR 963.245 million), DJ (PKR 857.499 million), Silver (PKR 787.332 million), Platinum (PKR 284.636 million), SP 500 (PKR 272.562 million), Japan Equity (PKR 47.913 million), Copper (PKR 45.089 million) and Brent (PKR 2.656 million). In Agricultural Commodities, 24 lot of Cotton amounting to PKR 35.958 million were traded.

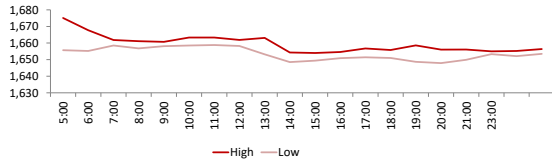


## PMEX Price Return Summary

Statistics	Gold	Silver	Crude Oil	Copper	DJ	SP500	NSDQ	EURUSD	GBPUSD	JPYUSD
Return Close/Open %	↓ -0.51%	↓ -1.04%	↓ -0.28%	↓ -1.34%	↑ 1.03%	↑ 0.72%	↑ 0.72%	↑ 0.06%	↑ 0.13%	↓ -0.15%
Difference in Open and Close (\$)	-8.5	-0.202	-0.24	-0.05	321	82.00	82.00	15.0000	0.0013	-0.0017
Range Day (Max- Min)/Open %	0.02	0.04	0.04	0.02	0.02	0.03	0.01	0.00	0.02	3.75
Difference in Maximum and Minimum (\$)	27.2	0.68	3.23	0.08	717	322.00	85.00	0.01	0.02	4.23
Average Return (1 Hour) %	0.16	0.43	0.72	0.56	0.21	0.34	0.27	0.16	0.14	0.12
Volatility (1 Hour) %	0.10	0.22	0.38	0.33	0.10	0.17	0.11	0.04	0.06	0.03
Return to Volatility Ratio (1 Hour)	1.673	1.968	1.899	1.717	2.190	1.964	2.480	3.518	2.540	4.815
Intraday Volatility %	0.44	0.99	1.74	1.49	0.45	0.79	0.50	0.21	0.26	0.12

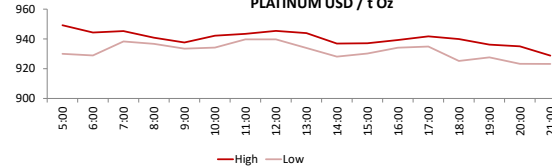
# PMEX Hourly Price Movements

**GOLD USD / t Oz**



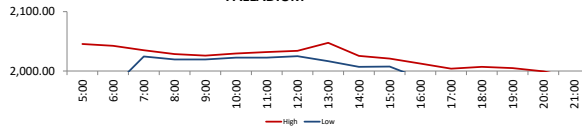
High 1675.1  
Low 1647.9  
Open 1662.6  
Close 1654.4

**PLATINUM USD / t Oz**



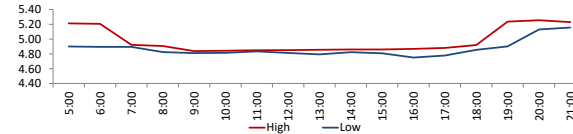
High 949.2  
Low 923  
Open 934.9  
Close 929

**PALLADIUM**



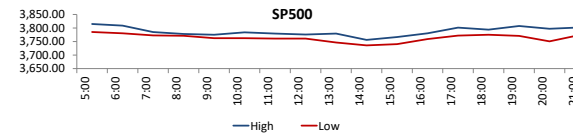
2245.5  
2254.5  
2241.5  
2164

**NATURAL GAS USD/mmbtu**



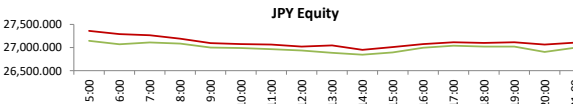
High 5.255  
Low 4.751  
Open 5.023  
Close 5.184

**SP500**



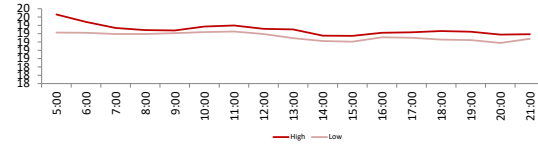
High 3820.75  
Low 3735.75  
Open 11379.75  
Close 11461.75

**JPY Equity**



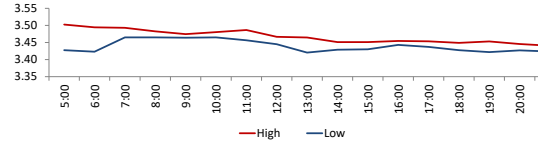
High 2259  
Low 2261.5  
Open 2263.5  
Close 2253

**SILVER USD / t Oz**



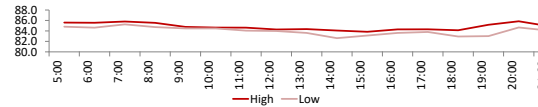
High 19.662  
Low 18.977  
Open 19.39  
Close 19.188

**COPPER USD per pound**



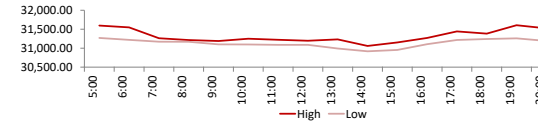
High 3.5025  
Low 3.4205  
Open 3.4808  
Close 3.4343

**CRUDE OIL USD / barrel**



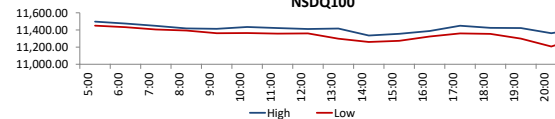
High 85.85  
Low 82.62  
Open 85.14  
Close 84.9

**DJ**



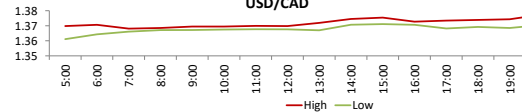
High 31635  
Low 30918  
Open 31194  
Close 31515

**NSDQ100**



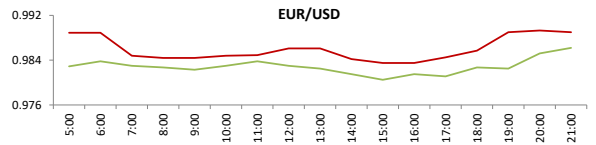
High 3820.75  
Low 3735.75  
Open 11379.75  
Close 11461.75

**USD/CAD**

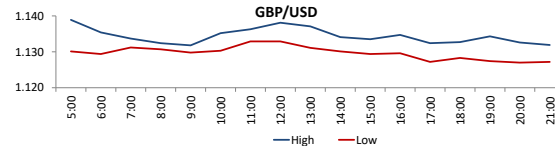


High 1.3774  
Low 1.3604  
Open 27140  
Close 27155

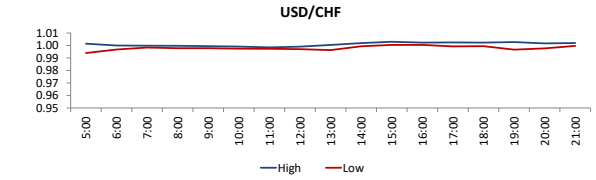
High Low



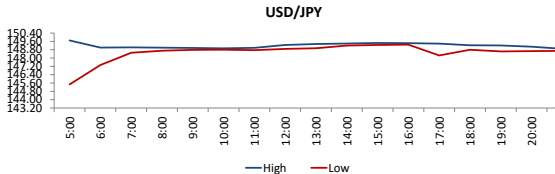
High 0.641  
Low 0.6271  
Open 147.646  
Close 0.6314



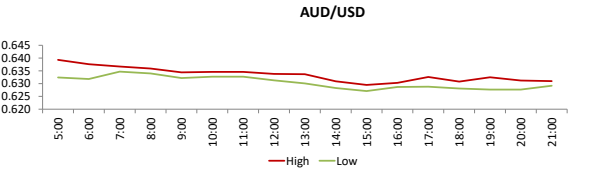
High 1.1408  
Low 1.1256  
Open 0.9862  
Close 0.9875



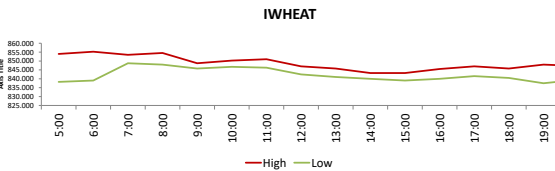
High 1.003  
Low 0.994  
Open 1.3642  
Close 1.3705



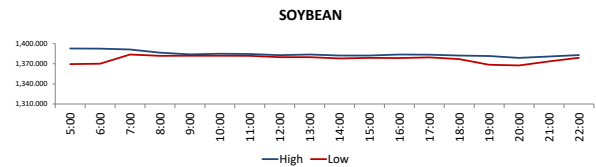
High 149.694  
Low 145.46  
Open 1.1798  
Close 1.1281



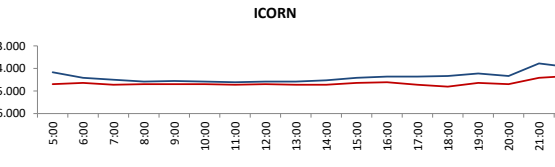
High 0.641  
Low 0.6271  
Open 147.646  
Close 0.6314



High 726.5  
Low 712  
Open 725.25  
Close 725.25



High 1392.75  
Low 1367.5  
Open 684.5  
Close 682



High 686  
Low 676.75  
Open 78.65  
Close 76.13

**DISCLAIMER:** This report is for information purpose only and does not constitute an offer or solicitation to make an investment in Commodity Futures Contracts which carries risk. Any views, expressions or opinions expressed in this report are solely for providing information to readers. Figures appearing in the report are although taken from reliable sources as presented however, we are not taking any responsibility about its accuracy, completeness and any decision taken on the basis of such information.

For subscription and further information please contact us at:

UAN: +92-21-111-11-PMEX (7639) | Email: info@pmex.com.pk | Web: www.pmex.com.pk