

PMEX Daily Statistical Report

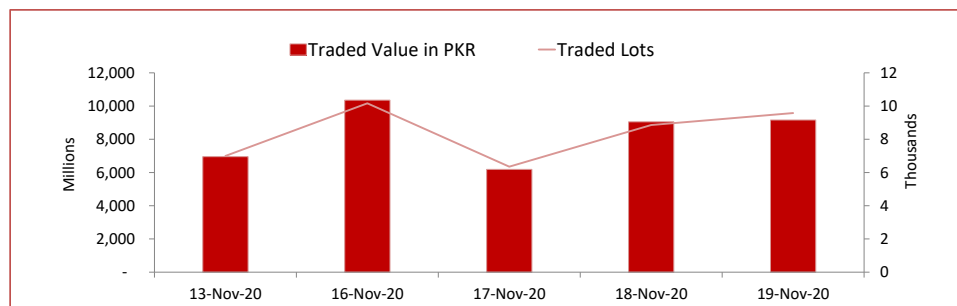
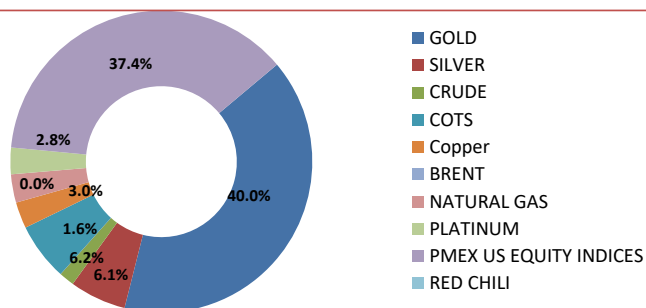
Friday, November 20, 2020



PMEX Market Overview

On Thursday, at PMEX the traded value of Metals, Energy, COTS/FX and indices was recorded at PKR 9.141 billion and the number of lots traded 9,562. Major business was contributed by Gold amounting to PKR 4.662 billion, followed by DJ (PKR 1.148 billion), Currencies through COTS (PKR 931.814 million), NSDQ 100 (PKR 747.704 million), Silver (PKR 509.423 million), Copper (PKR 293.315 million), Platinum (PKR 284.449 million), Natural Gas (PKR 283.795 million), Crude Oil (PKR 211.371 million), SP500 (PKR 60.642 million) and Japan Equity (PKR 8.190 million). In agriculture commodities, 18 lots of Cotton amounting to PKR 15.107 million and one lot of Corn amounting to PKR 3.381 million were traded.

Commodity Wise Volume

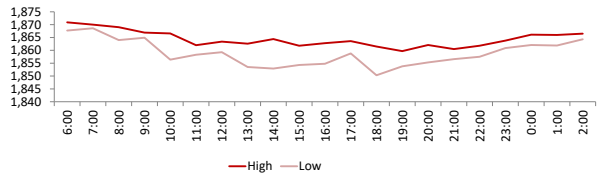


PMEX Price Return Summary

Statistics	Gold	Silver	Crude Oil	Brent Oil	DJ	SP500	NSDQ	EURUSD	GBPUSD	JPYUSD
Return Close/Open %	↓ -0.21%	↓ -0.87%	↑ 0.77%	↑ 0.14%	↑ 0.02%	↑ 0.78%	↑ 0.25%	↑ 0.19%	⇒ 0.00%	↓ -0.06%
Difference in Open and Close (\$)	-4.0	-0.213	0.32	0.06	5	92.50	9.00	0.0023	0.0000	-0.0650
Range Day (Max- Min)/Open %	0.01	0.03	0.02	0.06	0.01	0.02	0.01	0.01	0.01	0.00
Difference in Maximum and Minimum (\$)	20.6	0.73	0.89	2.74	292	195.25	40.00	0.01	0.01	0.52
Average Return (1 Hour) %	0.30	0.68	0.64	1.49	0.36	0.34	0.35	0.11	0.18	0.12
Volatility (1 Hour) %	0.16	0.36	0.28	1.20	0.17	0.16	0.15	0.05	0.08	0.05
Return to Volatility Ratio (1 Hour)	1.825	1.878	2.324	1.24	2.180	2.170	2.280	2.325	2.197	2.687
Intraday Volatility %	0.74	1.67	1.26	5.51	0.76	0.72	0.70	0.22	0.37	0.21

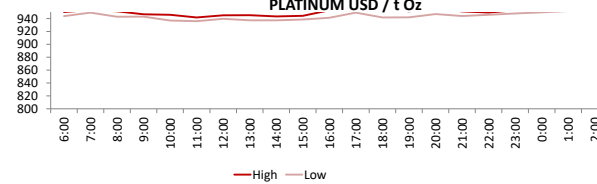
PMEX Hourly Price Movements

GOLD USD / t Oz



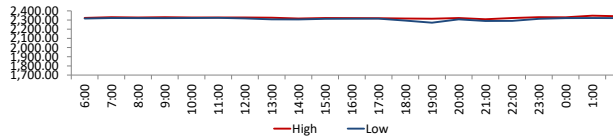
High 1870.9
Low 1850.3
Open 1869.9
Close 1865.9

PLATINUM USD / t Oz



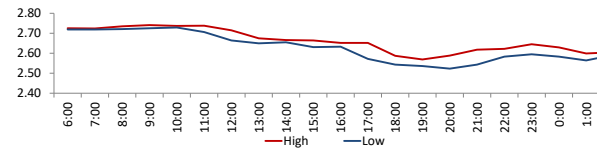
High 958.1
Low 935.9
Open 948.6
Close 957.3

PALLADIUM



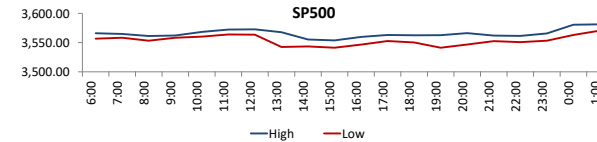
High 2347.7
Low 2271.1
Open 2335.4
Close 2332

NATURAL GAS USD/mmbtu



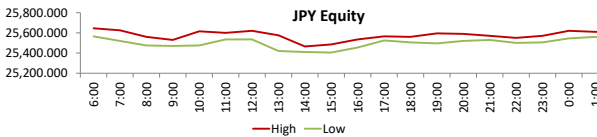
High 2.741
Low 2.523
Open 2.716
Close 2.6

SP500



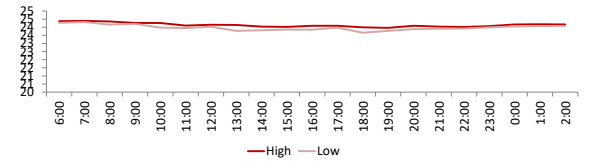
High 3581.25
Low 3541.25
Open 3561.25
Close 3570.25

JPY Equity



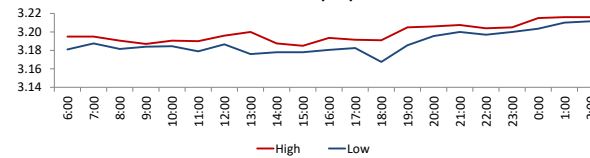
High 25645
Low 25405
Open 25605
Close 25565

SILVER USD / t Oz



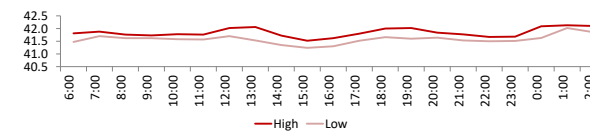
High 24.392
Low 23.662
Open 24.358
Close 24.145

COPPER USD per pound



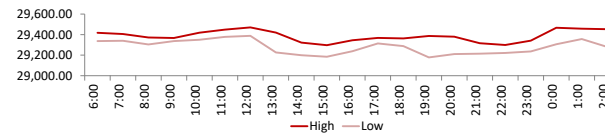
High 3.216
Low 3.1675
Open 3.1938
Close 3.2153

CRUDE OIL USD / barrel



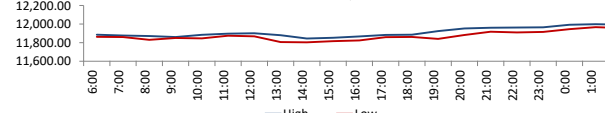
High 42.13
Low 41.24
Open 41.65
Close 41.97

DJ



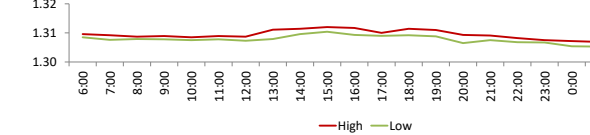
High 29470
Low 29178
Open 29368
Close 29373

NSDQ100

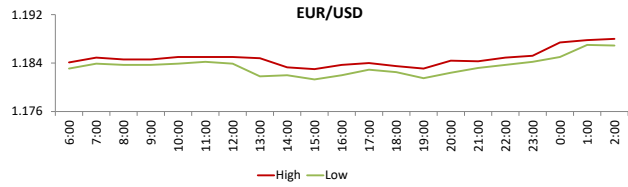


High 3581.25
Low 3541.25
Open 3561.25
Close 3570.25

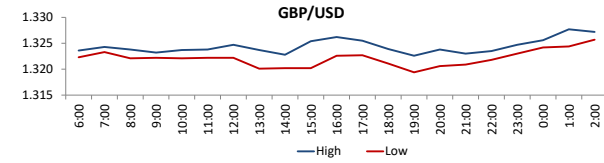
USD/CAD



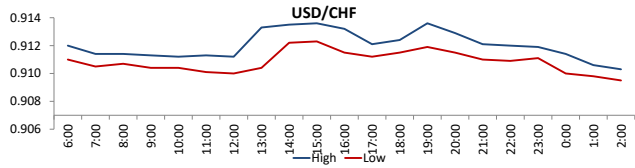
High 1.312
Low 1.3046
Open 1.1854
Close 1.1877



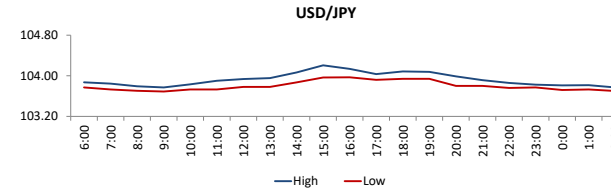
High 0.7295
 Low 0.7251
 Open 0.731
 Close 1.3056



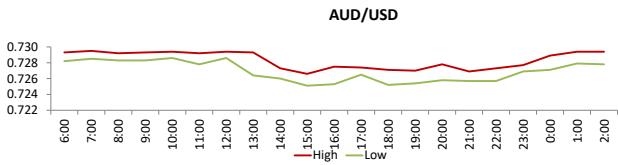
High 1.3277
 Low 1.3194
 Open 1.3269
 Close 1.3269



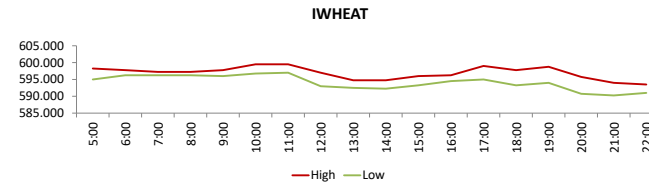
High 0.9136
 Low 0.9095
 Open 0.9112
 Close 0.9105



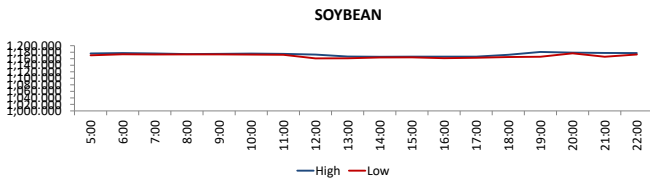
High 104.206
 Low 103.69
 Open 103.822
 Close 103.757



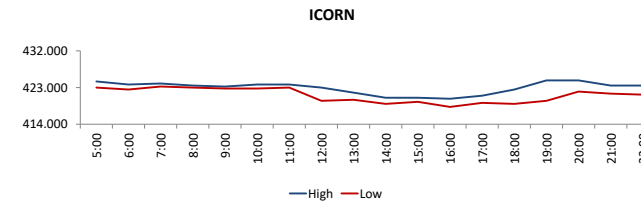
High 0.7295
 Low 0.7251
 Open 0.731
 Close 1.3056



High 599.5
 Low 590.25
 Open 599.5
 Close 593



High 1180.75
 Low 1161
 Open 1177.5
 Close 1175



High 424.75
 Low 418.25
 Open 425.75
 Close 423

DISCLAIMER: This report is for information purpose only and does not constitute an offer or solicitation to make an investment in Commodity Futures Contracts which carries risk. Any views, expressions or opinions expressed in this report are solely for providing information to readers. Figures appearing in the report are although taken from reliable sources as presented however, we are not taking any responsibility about its accuracy, completeness and any decision taken on the basis of such information.

For subscription and further information please contact us at:

UAN: +92-21-111-11-PMEX (7639) | Email: info@pmex.com.pk | Web: www.pmex.com.pk