

PMEX Daily Statistical Report

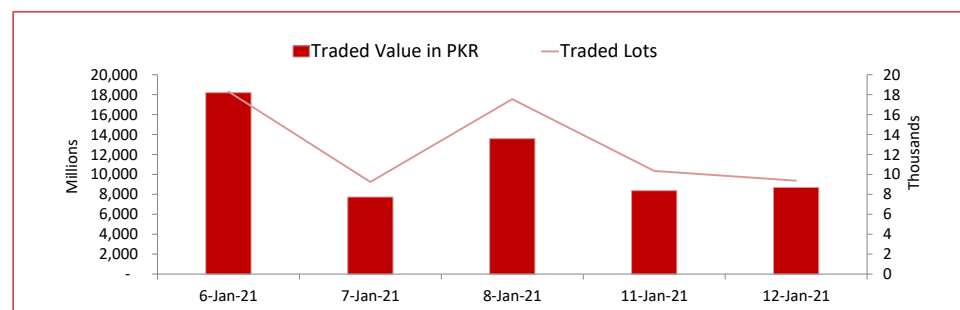
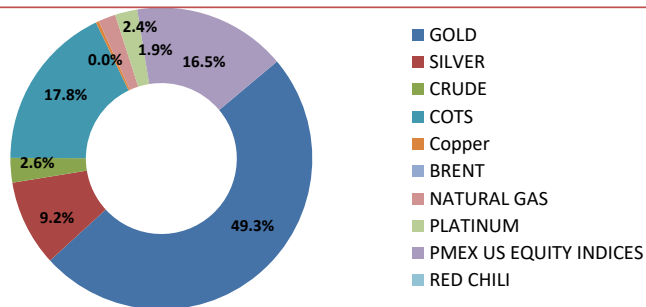
Wednesday, January 13, 2021



PMEX Market Overview

On Tuesday, at PMEX the traded value of Metals, Energy, COTS/FX and indices was recorded at PKR 8.688 billion and the number of lots traded at 9,373. Major business was contributed by Gold amounting to PKR 4.283 billion, followed by Currencies through COTS (PKR 1.546 billion), NSDQ 100 (PKR 1.385 billion), Silver (PKR 803.445 million), Crude Oil (PKR 228.942 million), Platinum (PKR 207.183 million), Natural Gas (PKR 161.341 million), SP500 (PKR 38.870 million), Copper (PKR 28.348 million) and DJ (PKR 4.967 million).

Commodity Wise Volume

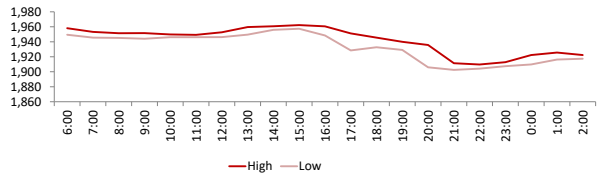


PMEX Price Return Summary

Statistics	Gold	Silver	Crude Oil	Brent Oil	DJ	SP500	NSDQ	EURUSD	GBPUSD	JPYUSD
Return Close/Open %	↑ 0.52%	↑ 2.39%	↑ 2.22%	↑ 1.96%	↑ 0.23%	↓ -0.18%	↑ 0.04%	↑ 0.44%	↑ 1.08%	↓ -0.42%
Difference in Open and Close (\$)	9.6	0.598	1.16	1.09	70	-23.00	1.50	0.0054	0.0146	-0.4350
Range Day (Max- Min)/Open %	0.03	0.04	0.05	0.05	0.03	0.03	0.03	0.01	0.01	0.01
Difference in Maximum and Minimum (\$)	59.8	0.99	2.57	2.74	932	436.50	120.50	0.01	0.02	0.61
Average Return (1 Hour) %	0.49	0.77	1.03	1.49	0.36	0.37	0.35	0.14	0.20	0.12
Volatility (1 Hour) %	0.33	0.39	0.69	1.20	0.32	0.34	0.31	0.05	0.08	0.05
Return to Volatility Ratio (1 Hour)	1.474	1.979	1.487	1.24	1.132	1.106	1.150	2.757	2.455	2.179
Intraday Volatility %	1.52	1.77	3.16	5.51	1.45	1.55	1.41	0.24	0.37	0.24

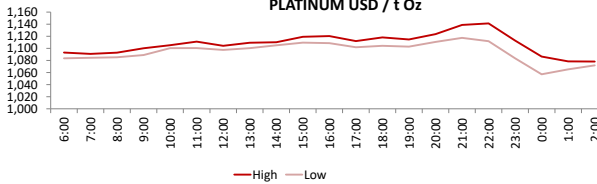
PMEX Hourly Price Movements

GOLD USD / t Oz



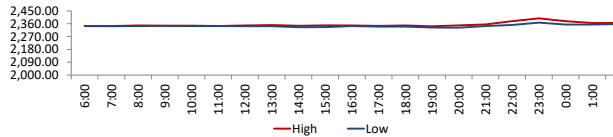
High 1962.3
Low 1902.5
Open 1845.6
Close 1855.2

PLATINUM USD / t Oz



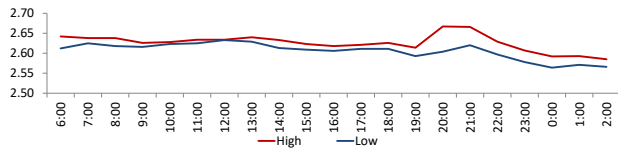
High 1141.3
Low 1057.1
Open 1038.8
Close 1081.1

PALLADIUM



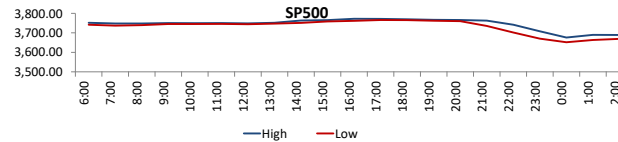
High 2397.5
Low 2332
Open 2378
Close 2398.5

NATURAL GAS USD/mmbtu



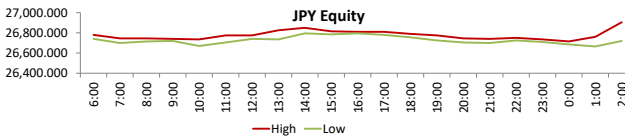
High 2.667
Low 2.564
Open 2.786
Close 2.748

SP500



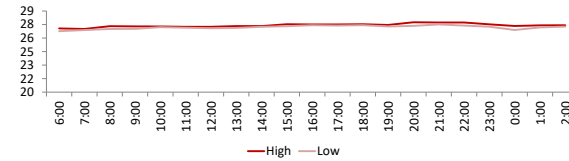
High 3772.25
Low 3651.75
Open 3793.75
Close 3795.25

JPY Equity



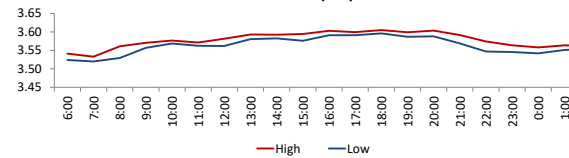
High 26905
Low 26665
Open 28095
Close 28215

SILVER USD / t Oz



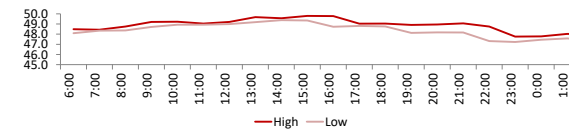
High 27.752
Low 26.762
Open 25.055
Close 25.653

COPPER USD per pound



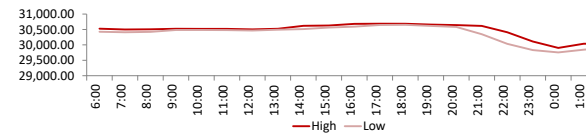
High 3.605
Low 3.52
Open 3.559
Close 3.6405

CRUDE OIL USD / barrel



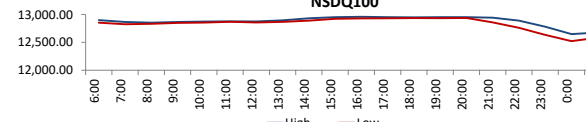
High 49.8
Low 47.23
Open 52.15
Close 53.31

DJ



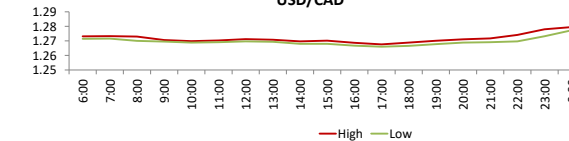
High 30687
Low 29755
Open 30915
Close 30985

NSDQ100

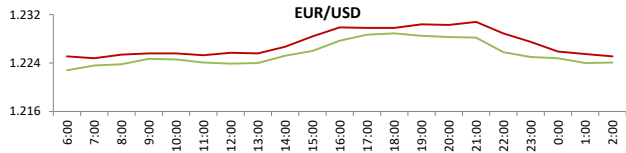


High 3772.25
Low 3651.75
Open 3793.75
Close 3795.25

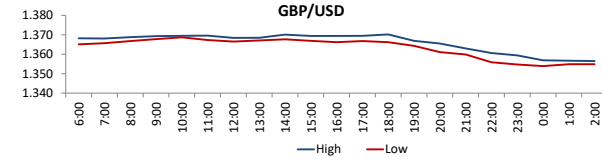
USD/CAD



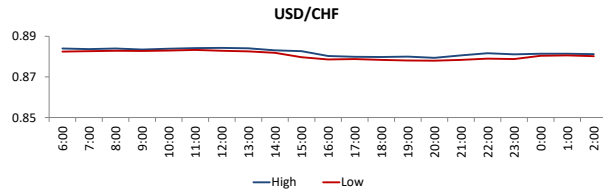
High 1.2795
Low 1.266
Open 1.2153
Close 1.2207



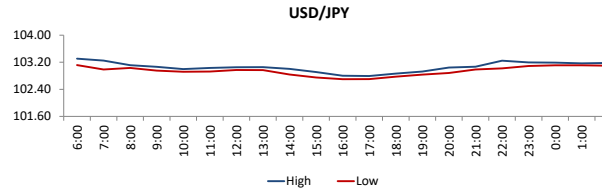
High 0.7738
 Low 0.7639
 Open 0.77
 Close 1.2712



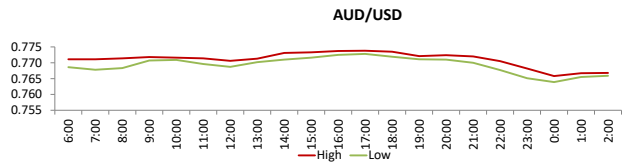
High 1.3702
 Low 1.3539
 Open 1.3518
 Close 1.3664



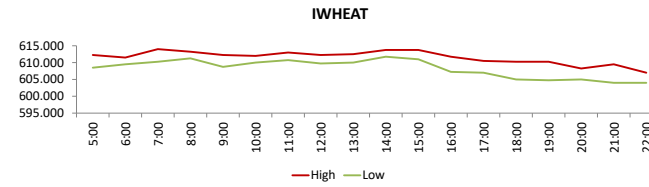
High 0.8843
 Low 0.878
 Open 0.8902
 Close 0.8863



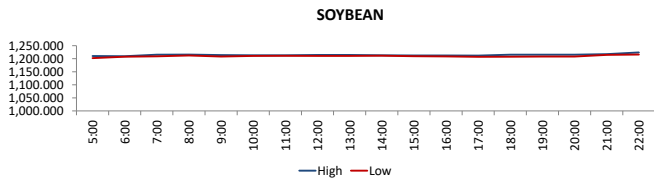
High 103.306
 Low 102.699
 Open 104.193
 Close 103.758



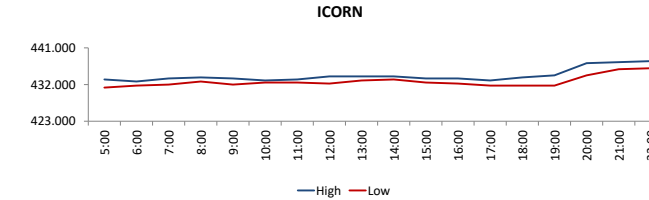
High 0.7738
 Low 0.7639
 Open 0.77
 Close 1.2712



High 614
 Low 604
 Open 635.25
 Close 665.25



High 1224
 Low 1202.25
 Open 1369.75
 Close 1424.25



High 437.75
 Low 431.25
 Open 491.25
 Close 517.5

DISCLAIMER: This report is for information purpose only and does not constitute an offer or solicitation to make an investment in Commodity Futures Contracts which carries risk. Any views, expressions or opinions expressed in this report are solely for providing information to readers. Figures appearing in the report are although taken from reliable sources as presented however, we are not taking any responsibility about its accuracy, completeness and any decision taken on the basis of such information.

For subscription and further information please contact us at:

UAN: +92-21-111-11-PMEX (7639) | Email: info@pmex.com.pk | Web: www.pmex.com.pk