

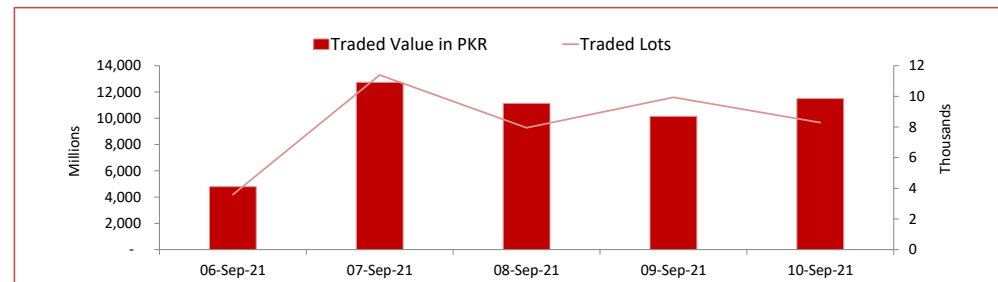
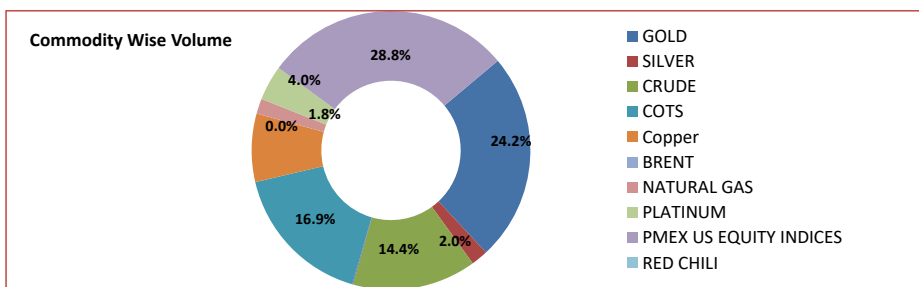
PMEX Daily Statistical Report

Monday, September 13, 2021



PMEX Market Overview

On Friday, at PMEX the traded value of Metals, Energy, COTS/FX and indices was recorded at PKR 11.484 billion and the number of lots traded at 8,278. Major business was contributed by Gold amounting to PKR 2.779 billion, followed by Currencies through COTS (PKR 1.939 billion), NSDQ 100 (PKR 1.841 billion), Crude Oil (PKR 1.650 billion), DJ (PKR 1.276 billion), Copper (PKR 909.665 million), Platinum (PKR 465.460 million), Silver (PKR 225.595 million), Natural Gas (PKR 202.045 million), SP 500 (PKR 163.348 million) and Japan Equity (PKR 30.401 million). In Agricultural Commodities, 12 lots of Cotton amounting to PKR 9.399 million were traded.

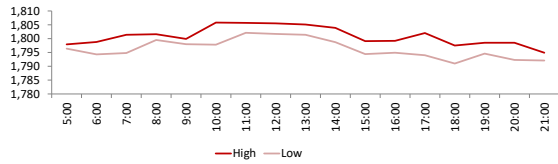


PMEX Price Return Summary

Statistics	Gold	Silver	Crude Oil	Copper	DJ	SP500	NSDQ	EURUSD	GBPUSD	JPYUSD
Return Close/Open %	↓ -0.37%	↓ -1.30%	↑ 2.50%	↑ 3.39%	↓ -0.55%	↓ -0.67%	↓ -0.56%	↓ -0.10%	↓ -0.05%	↑ 0.15%
Difference in Open and Close (\$)	-6.7	-0.312	1.70	0.15	-192	-103.50	-25.00	-0.0012	-0.0007	0.1650
Range Day (Max- Min)/Open %	0.01	0.02	0.03	0.04	0.01	0.02	0.01	0.00	0.00	0.00
Difference in Maximum and Minimum (\$)	17.7	0.59	2.26	0.20	514	234.00	61.50	0.00	0.01	0.30
Average Return (1 Hour) %	0.24	0.42	0.43	0.51	0.22	0.21	0.19	0.08	0.10	0.08
Volatility (1 Hour) %	0.11	0.22	0.15	0.31	0.17	0.19	0.15	0.04	0.04	0.03
Return to Volatility Ratio (1 Hour)	2.240	1.918	2.802	1.624	1.255	1.089	1.272	2.223	2.712	2.936
Intraday Volatility %	0.49	1.01	0.71	1.43	0.79	0.87	0.70	0.17	0.17	0.12

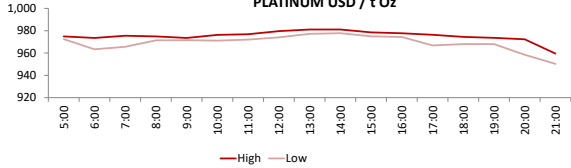
PMEX Hourly Price Movements

GOLD USD / t Oz



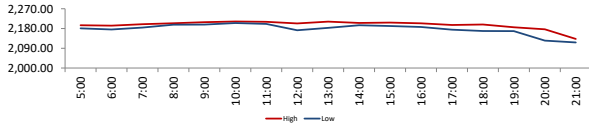
High 1805.8
Low 1788.1
Open 1795.9
Close 1789.2

PLATINUM USD / t Oz



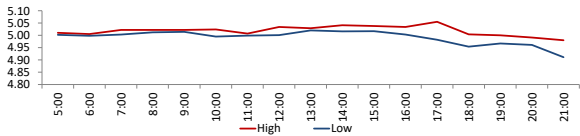
High 981.1
Low 947.2
Open 971.3
Close 948.7

PALLADIUM



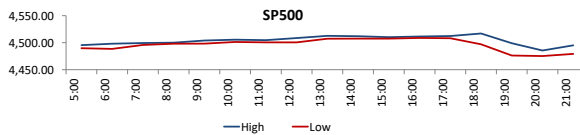
High 2212
Low 2115.5
Open 2164.8
Close 2118.5

NATURAL GAS USD/mmbtu



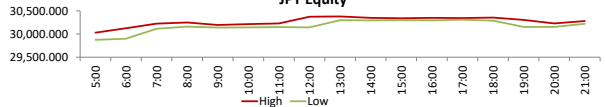
High 5.055
Low 4.911
Open 5.002
Close 4.961

SP500



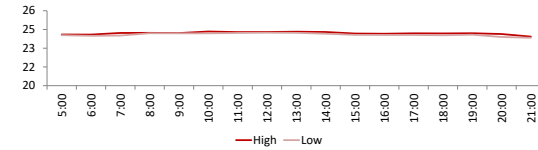
High 4517
Low 4455.5
Open 4488.5
Close 4463.5

JPY Equity



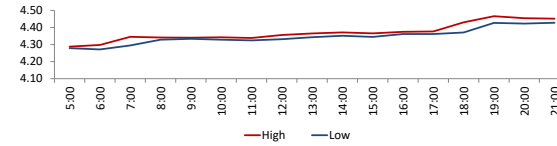
High 30380
Low 29875
Open 29945
Close 29990

SILVER USD / t Oz



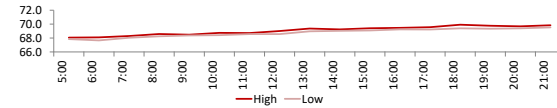
High 24.337
Low 23.747
Open 24.083
Close 23.771

COPPER USD per pound



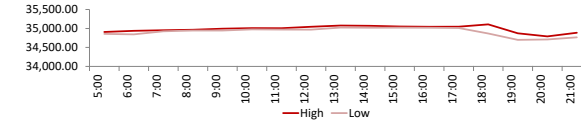
High 4.4665
Low 4.2715
Open 4.2798
Close 4.4248

CRUDE OIL USD / barrel



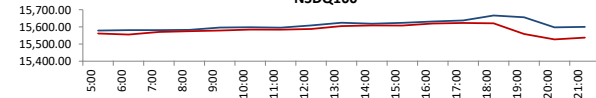
High 69.92
Low 67.66
Open 67.91
Close 69.61

DJ



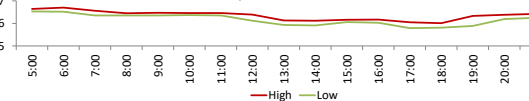
High 35108
Low 34594
Open 34840
Close 34648

NSDQ100

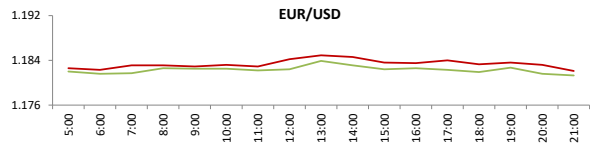


High 4517
Low 4455.5
Open 4488.5
Close 4463.5

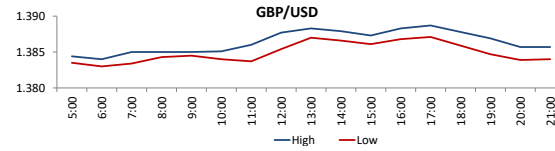
USD/CAD



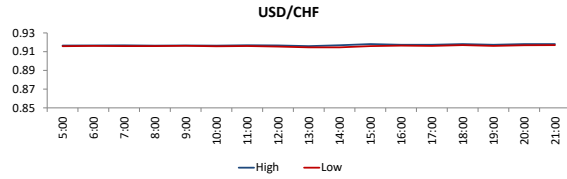
High 1.2692
Low 1.2579
Open 1.1823
Close 1.1811



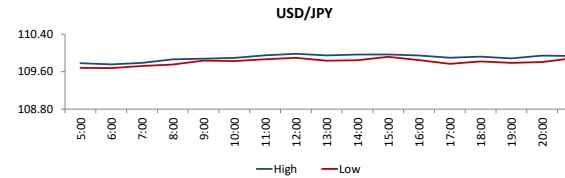
High 0.7407
 Low 0.7345
 Open 0.737
 Close 1.2687



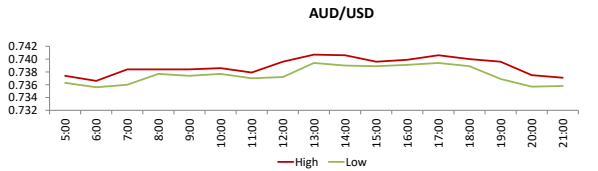
High 1.3887
 Low 1.3824
 Open 1.3838
 Close 1.3831



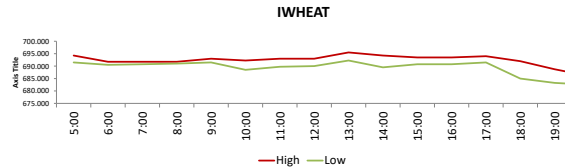
High 0.9182
 Low 0.9146
 Open 0.9167
 Close 0.9182



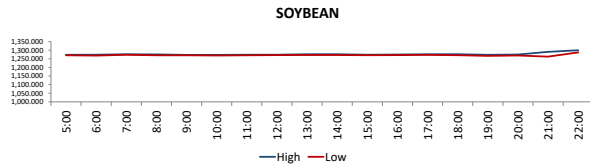
High 109.981
 Low 109.676
 Open 109.731
 Close 109.896



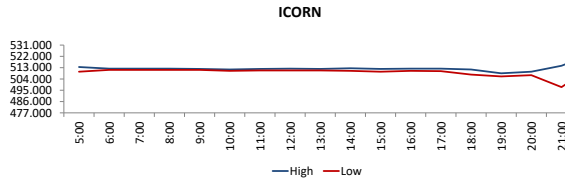
High 0.7407
 Low 0.7345
 Open 0.737
 Close 1.2687



High 726.5
 Low 712
 Open 725.25
 Close 725.25



High 1299.75
 Low 1262.75
 Open 1270.5
 Close 1294.75



High 523.75
 Low 497.5
 Open 511.25
 Close 520.5

DISCLAIMER: This report is for information purpose only and does not constitute an offer or solicitation to make an investment in Commodity Futures Contracts which carries risk. Any views, expressions or opinions expressed in this report are solely for providing information to readers. Figures appearing in the report are although taken from reliable sources as presented however, we are not taking any responsibility about its accuracy, completeness and any decision taken on the basis of such information.

For subscription and further information please contact us at:

UAN: +92-21-111-11-PMEX (7639) | Email: info@pmex.com.pk | Web: www.pmex.com.pk