

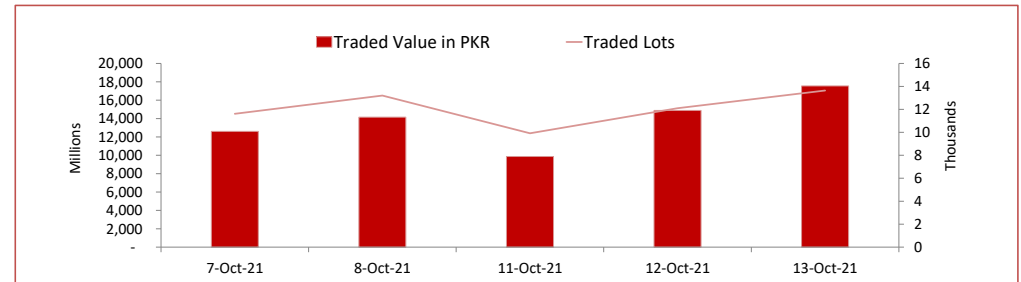
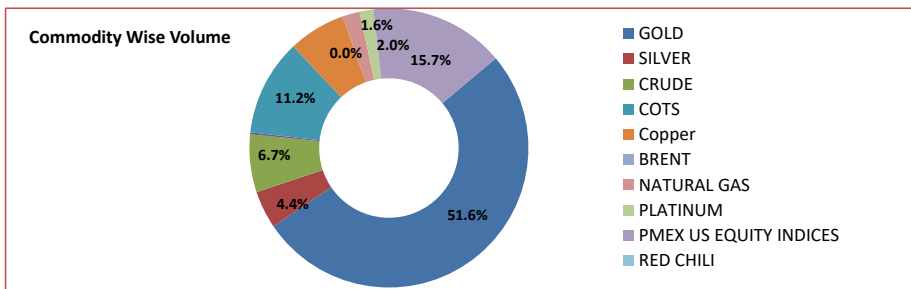
PMEX Daily Statistical Report

Thursday, October 14, 2021



PMEX Market Overview

On Wednesday, at PMEX the traded value of Metals, Energy, COTS/FX and indices was recorded at PKR 17.508 billion and the number of lots traded at 13,599. Major business was contributed by Gold amounting to PKR 9.058 billion, followed by Currencies through COTS (PKR 1.963 billion), NSDQ 100 (PKR 1.869 billion), Crude Oil (PKR 1.173 billion), Copper (PKR 1.164 billion), Silver (PKR 767.912 million), DJ (PKR 678.062 million), Natural Gas (PKR 350.744 million), Platinum (PKR 281.666 million), SP 500 (PKR 196.296 million) and Japan Equity (PKR 4.828 million). In Agricultural Commodities, 44 lots of Cotton amounting to PKR 39.482 million was traded.

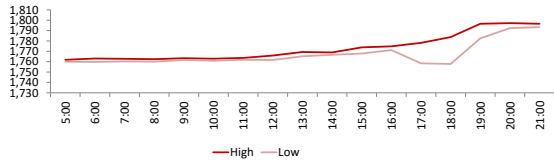


PMEX Price Return Summary

Statistics	Gold	Silver	Crude Oil	Copper	DJ	SP500	NSDQ	EURUSD	GBPUSD	JPYUSD
Return Close/Open %	↑ 1.87%	↑ 2.34%	↑ 0.04%	↑ 4.03%	↑ 0.17%	↑ 1.16%	↑ 0.60%	↑ 0.57%	↓ 0.53%	-0.30%
Difference in Open and Close (\$)	33.0	0.528	0.03	0.17	58	169.00	26.00	0.0066	0.0072	-0.3410
Range Day (Max- Min)/Open %	0.02	0.03	0.02	0.05	0.01	0.01	0.01	0.01	0.01	0.01
Difference in Maximum and Minimum (\$)	39.4	0.80	1.61	0.22	356	202.75	45.75	0.01	0.01	0.58
Average Return (1 Hour) %	0.31	0.53	0.53	0.61	0.26	0.33	0.27	0.10	0.14	0.12
Volatility (1 Hour) %	0.36	0.39	0.27	0.34	0.16	0.19	0.16	0.06	0.08	0.07
Return to Volatility Ratio (1 Hour)	0.855	1.349	1.972	1.778	1.581	1.755	1.710	1.650	1.765	1.733
Intraday Volatility %	1.66	1.79	1.23	1.58	0.75	0.85	0.73	0.28	0.37	0.32

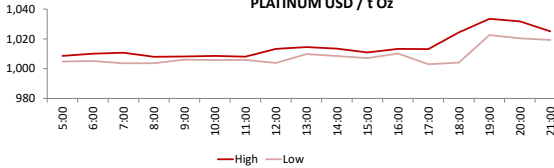
PMEX Hourly Price Movements

GOLD USD / t Oz



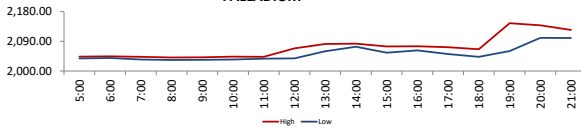
High 1797.2
Low 1757.8
Open 1760.9
Close 1793.9

PLATINUM USD / t Oz



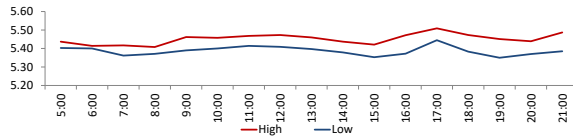
High 1033.5
Low 1003
Open 1006.7
Close 1020.5

PALLADIUM



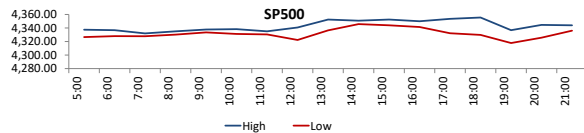
High 2145
Low 2033.5
Open 2039.5
Close 2111.3

NATURAL GAS USD/mmbtu



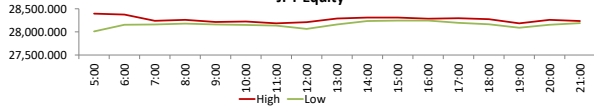
High 5.688
Low 5.35
Open 5.448
Close 5.667

SP500



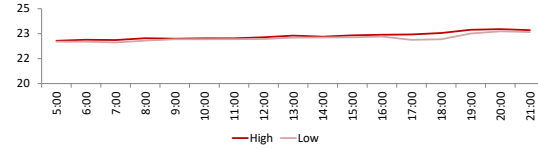
High 4363.5
Low 4317.75
Open 4329
Close 4355

JPY Equity



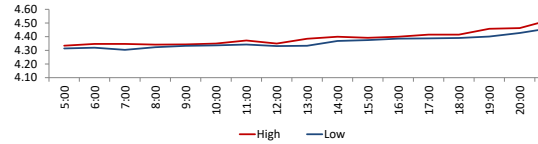
High 28395
Low 28010
Open 28125
Close 28225

SILVER USD / t Oz



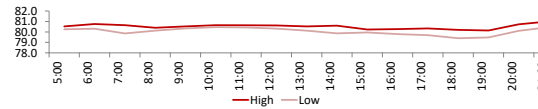
High 23.272
Low 22.472
Open 22.57
Close 23.098

COPPER USD per pound



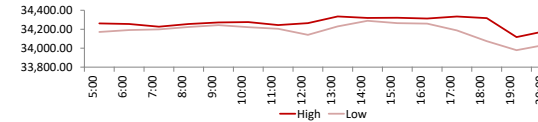
High 4.526
Low 4.3035
Open 4.3198
Close 4.4938

CRUDE OIL USD / barrel



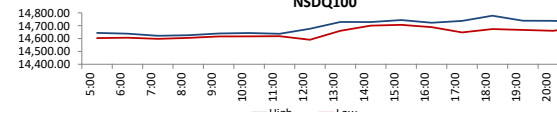
High 81.01
Low 79.4
Open 80.55
Close 80.58

DJ



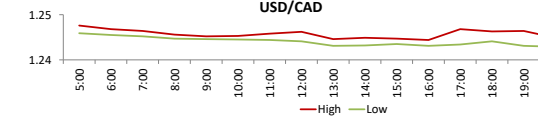
High 34335
Low 33979
Open 34191
Close 34249

NSDQ100

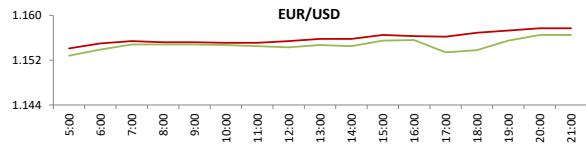


High 4363.5
Low 4317.75
Open 4329
Close 4355

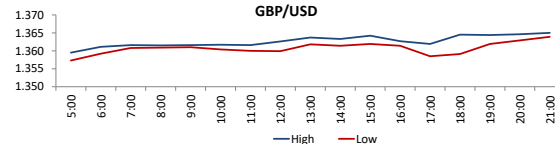
USD/CAD



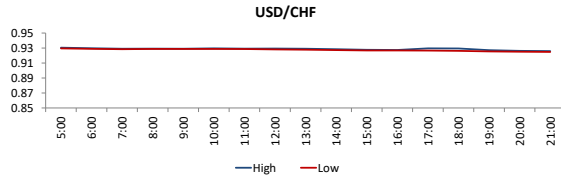
High 1.2476
Low 1.2427
Open 1.153
Close 1.1596



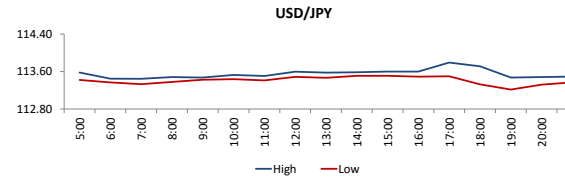
High 0.7379
 Low 0.732
 Open 0.735
 Close 1.2444



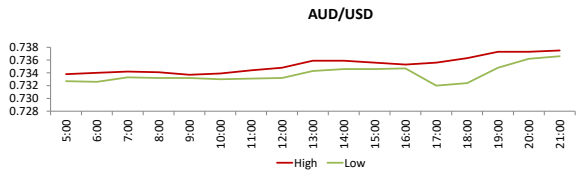
High 1.3663
 Low 1.3573
 Open 1.3589
 Close 1.3661



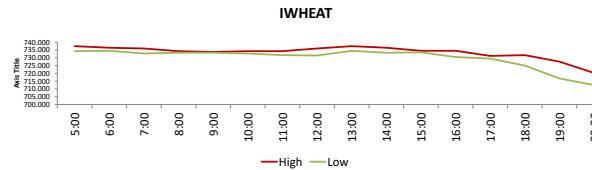
High 0.9305
 Low 0.9231
 Open 0.9307
 Close 0.9239



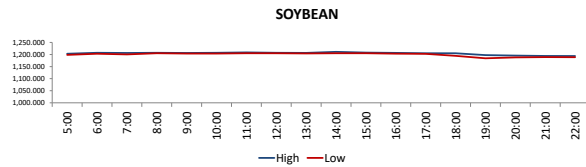
High 113.792
 Low 113.213
 Open 113.608
 Close 113.267



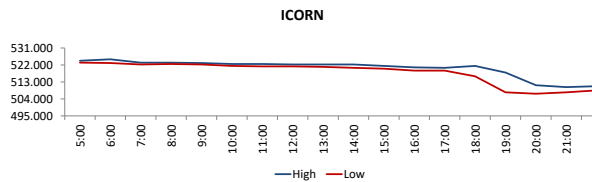
High 0.7379
 Low 0.732
 Open 0.735
 Close 1.2444



High 726.5
 Low 712
 Open 725.25
 Close 725.25



High 1211
 Low 1184.25
 Open 1197
 Close 1192.75



High 525
 Low 506.75
 Open 520.5
 Close 510.5

DISCLAIMER: This report is for information purpose only and does not constitute an offer or solicitation to make an investment in Commodity Futures Contracts which carries risk. Any views, expressions or opinions expressed in this report are solely for providing information to readers. Figures appearing in the report are although taken from reliable sources as presented however, we are not taking any responsibility about its accuracy, completeness and any decision taken on the basis of such information.

For subscription and further information please contact us at:

UAN: +92-21-111-11-PMEX (7639) | Email: info@pmex.com.pk | Web: www.pmex.com.pk