

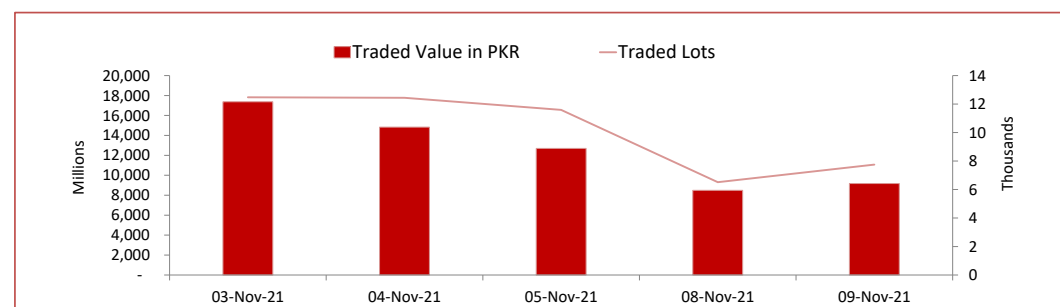
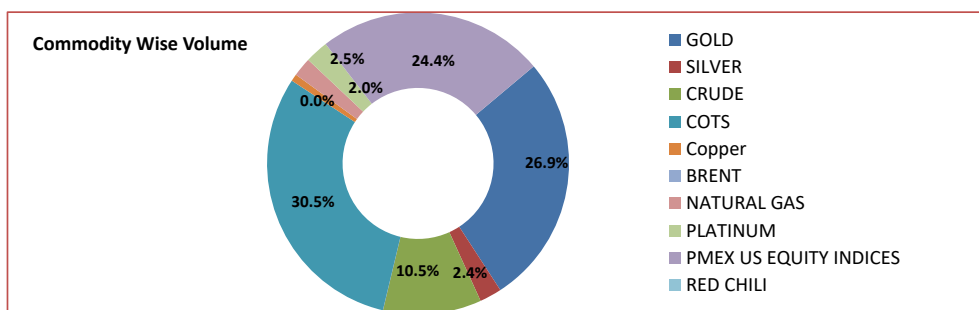
# PMEX Daily Statistical Report

Wednesday, November 10, 2021



## PMEX Market Overview

On Tuesday, at PMEX the traded value of Metals, Energy, COTS/FX and indices was recorded at PKR 9.315 billion and the number of lots traded at 7,756. Major business was contributed by Currencies through COTS amounting to (PKR 2.794 billion), followed by Gold (PKR 2.468 billion), NSDQ 100 (PKR 1.717 billion), Crude Oil (PKR 965.415 million), DJ (PKR 360.297 million), Platinum (PKR 227.603 million), Silver (PKR 217.886 million), Natural Gas (PKR 186.234 million), Japan Equity (PKR 186.121 million), SP 500 (PKR 121.159 million) and Copper (PKR 69.999 million). In Agricultural commodities, one lot of Cotton amounting to PKR 1.022 million was traded.

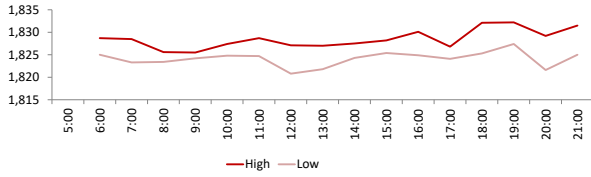


## PMEX Price Return Summary

Statistics	Gold	Silver	Crude Oil	Copper	DJ	SP500	NSDQ	EURUSD	GBPUSD	JPYUSD
Return Close/Open %	↑ 0.41%	↓ -0.75%	↑ 2.83%	↓ -0.66%	↓ -0.30%	↓ -0.78%	↓ -0.35%	↑ 0.06%	↓ -0.05%	↓ -0.30%
Difference in Open and Close (\$)	7.5	-0.183	2.33	-0.03	-109	-127.00	-16.25	0.0007	-0.0007	-0.3370
Range Day (Max- Min)/Open %	0.01	0.02	0.03	0.03	0.01	0.01	0.01	0.00	0.01	0.00
Difference in Maximum and Minimum (\$)	13.8	0.47	2.75	0.11	258	231.00	36.75	0.00	0.01	0.52
Average Return (1 Hour) %	0.22	0.39	0.54	0.41	0.16	0.26	0.18	0.11	0.14	0.13
Volatility (1 Hour) %	0.11	0.23	0.42	0.29	0.10	0.26	0.15	0.06	0.07	0.06
Return to Volatility Ratio (1 Hour)	2.049	1.674	1.296	1.382	1.569	0.983	1.202	2.019	2.042	2.171
Intraday Volatility %	0.48	1.07	1.91	1.34	0.48	1.20	0.68	0.25	0.31	0.27

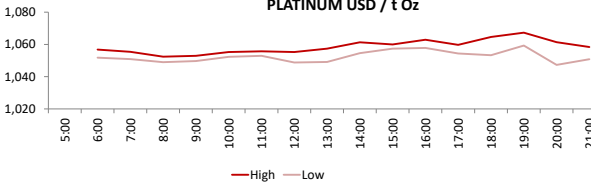
**PMEX Hourly Price Movements**

**GOLD USD / t Oz**



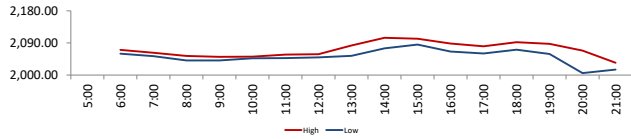
High 1834.6  
Low 1820.8  
Open 1826.4  
Close 1833.9

**PLATINUM USD / t Oz**



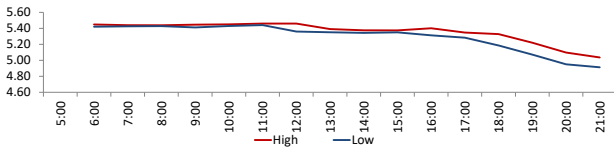
High 1067.3  
Low 1047.3  
Open 1059.7  
Close 1064

**PALLADIUM**



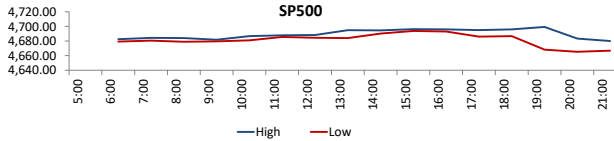
High 2104.5  
Low 2005.5  
Open 2073.3  
Close 2024

**NATURAL GAS USD/mmbtu**



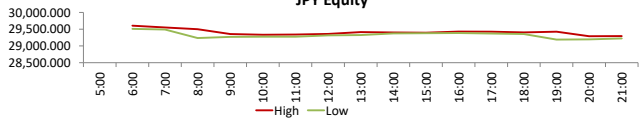
High 5.46  
Low 4.908  
Open 5.414  
Close 4.966

**SP500**



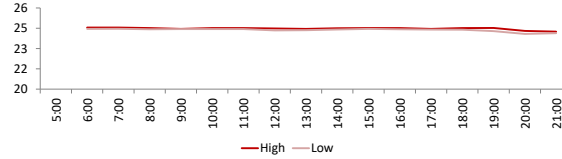
High 4699.25  
Low 4662.5  
Open 4691.75  
Close 4675.5

**JPY Equity**



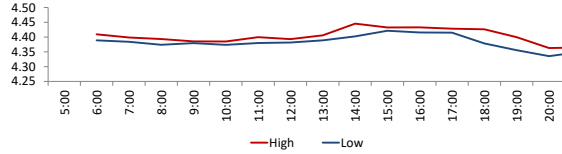
High 29605  
Low 29190  
Open 29685  
Close 29290

**SILVER USD / t Oz**



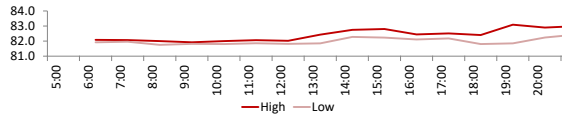
High 24.552  
Low 24.082  
Open 24.543  
Close 24.36

**COPPER USD per pound**



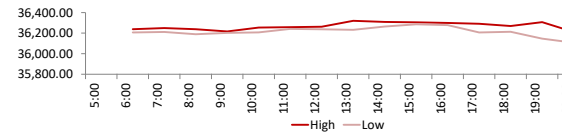
High 4.4455  
Low 4.3355  
Open 4.401  
Close 4.372

**CRUDE OIL USD / barrel**



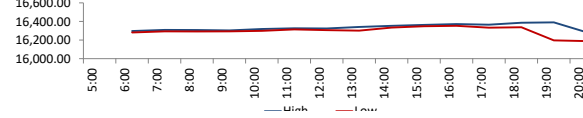
High 84.5  
Low 81.75  
Open 82.22  
Close 84.55

**DJ**



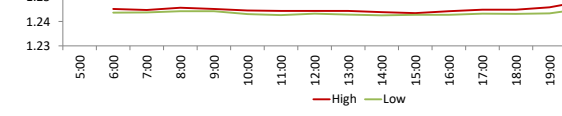
High 36320  
Low 36062  
Open 36288  
Close 36179

**NSDQ100**

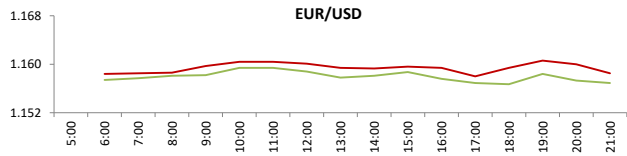


High 4699.25  
Low 4662.5  
Open 4691.75  
Close 4675.5

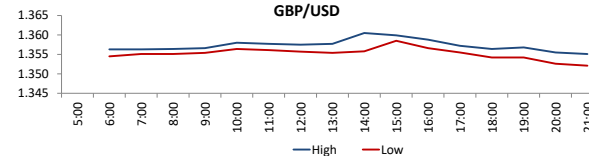
**USD/CAD**



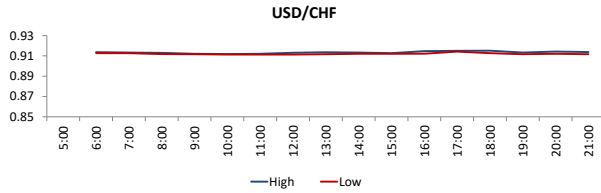
High 1.2483  
Low 1.2425  
Open 1.1587  
Close 1.1594



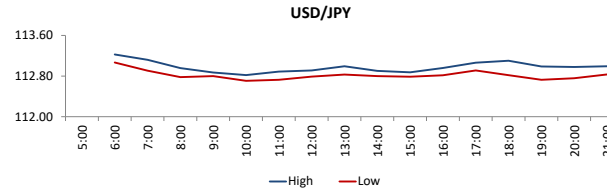
High 0.7428  
 Low 0.7357  
 Open 0.743  
 Close 1.2438



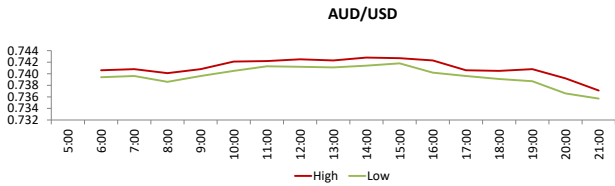
High 1.3605  
 Low 1.3521  
 Open 1.3566  
 Close 1.3559



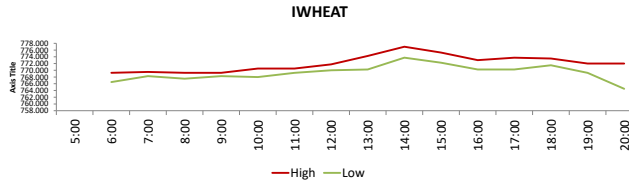
High 0.9151  
 Low 0.9098  
 Open 0.9136  
 Close 0.9113



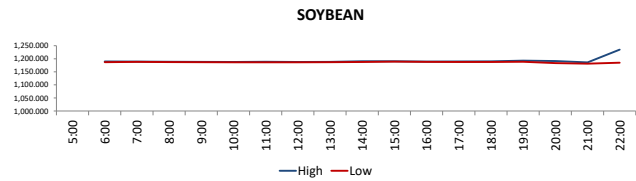
High 113.225  
 Low 112.706  
 Open 113.223  
 Close 112.886



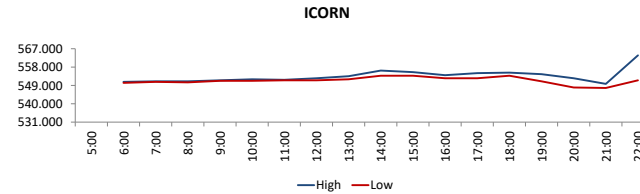
High 0.7428  
 Low 0.7357  
 Open 0.743  
 Close 1.2438



High 726.5  
 Low 712  
 Open 725.25  
 Close 725.25



High 1235  
 Low 1181.25  
 Open 1191.5  
 Close 1212.75



High 563.75  
 Low 547.75  
 Open 551.5  
 Close 556

**DISCLAIMER:** This report is for information purpose only and does not constitute an offer or solicitation to make an investment in Commodity Futures Contracts which carries risk. Any views, expressions or opinions expressed in this report are solely for providing information to readers. Figures appearing in the report are although taken from reliable sources as presented however, we are not taking any responsibility about its accuracy, completeness and any decision taken on the basis of such information.

For subscription and further information please contact us at:  
 UAN: +92-21-111-11-PMEX (7639) | Email: info@pmex.com.pk | Web: www.p mex.com.pk