

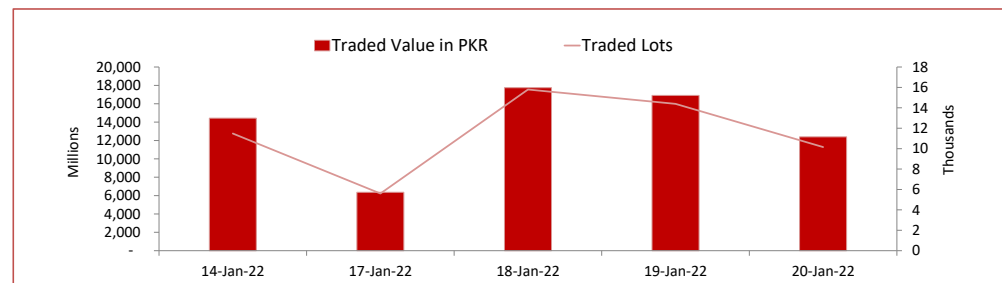
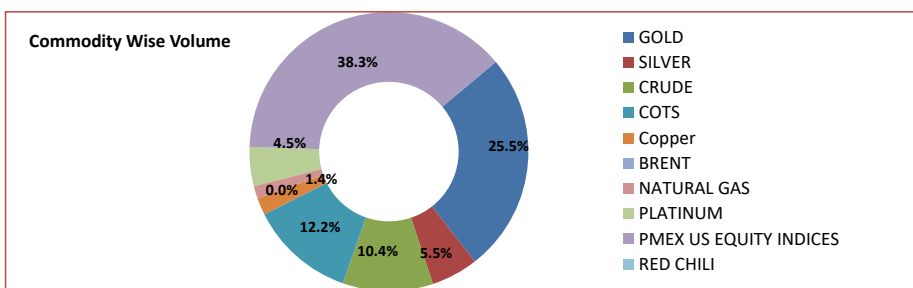
PMEX Daily Statistical Report

Friday, January 21, 2022



PMEX Market Overview

On Thursday, at PMEX the traded value of Metals, Energy, COTS/FX and indices was recorded at PKR 12.416 billion and the number of lots traded at 10,155. Major business was contributed by NSDQ 100 amounting to PKR 3.890 billion, followed by Gold (PKR 3.166 billion), Currencies through COTS (PKR 1.513 billion), Crude Oil (PKR 1.294 billion), Silver (PKR 676.272 million), Platinum (PKR 562.999 million), DJ (PKR 557.064 million), SP 500 (PKR 281.551 million), Copper (PKR 247.086 million), Natural Gas (PKR 178.127 million) and Japan Equity (PKR 48.761 million). In Agricultural Commodities, 4 lots of Cotton amounting to PKR 4.371 million were traded.

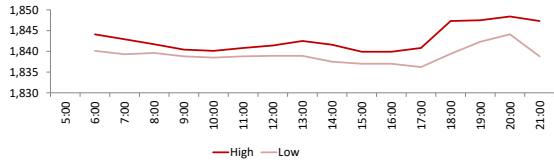


PMEX Price Return Summary

Statistics	Gold	Silver	Crude Oil	Copper	DJ	SP500	NSDQ	EURUSD	GBPUSD	JPYUSD
Return Close/Open %	↓ -0.05%	↑ 1.41%	↓ -4.72%	↑ 1.84%	↓ -1.17%	↓ -2.09%	↓ -1.51%	↓ -0.27%	↓ -0.10%	↓ -0.21%
Difference in Open and Close (\$)	-1.0	0.340	-4.10	0.08	-408	-314.25	-68.25	-0.0031	-0.0014	-0.2420
Range Day (Max- Min)/Open %	0.01	0.03	0.03	0.03	0.03	0.05	0.04	0.01	0.01	0.01
Difference in Maximum and Minimum (\$)	12.2	0.62	2.88	0.13	969	692.75	156.00	0.01	0.01	0.59
Average Return (1 Hour) %	0.19	0.44	0.63	0.46	0.38	0.58	0.43	0.13	0.12	0.12
Volatility (1 Hour) %	0.10	0.26	0.27	0.20	0.32	0.44	0.36	0.06	0.05	0.05
Return to Volatility Ratio (1 Hour)	1.842	1.680	2.286	2.370	1.161	1.323	1.187	2.251	2.306	2.559
Intraday Volatility %	0.47	1.20	1.26	0.90	1.48	2.01	1.65	0.25	0.24	0.22

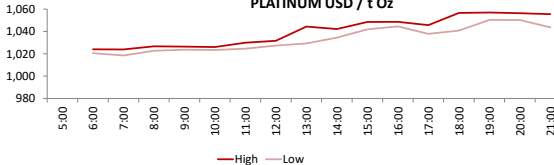
PMEX Hourly Price Movements

GOLD USD / t Oz



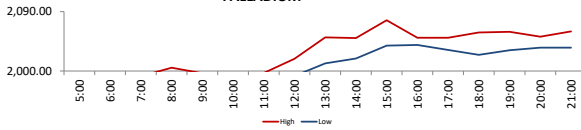
High 1848.4
Low 1836.2
Open 1840.9
Close 1839.9

PLATINUM USD / t Oz



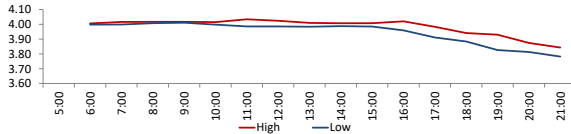
High 1057
Low 1018.5
Open 1024.6
Close 1043.9

PALLADIUM



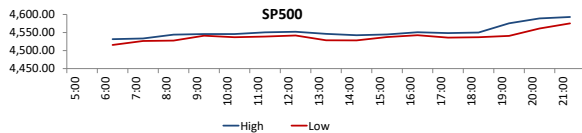
High 2077
Low 1979.5
Open 2001
Close 2061.8

NATURAL GAS USD/mmbtu



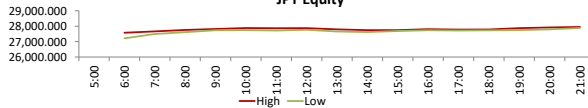
High 4.034
Low 3.78
Open 4.02
Close 3.834

SP500



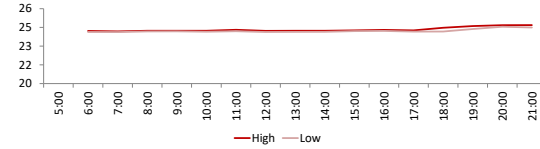
High 4593
Low 4437
Open 4525
Close 4456.75

JPY Equity



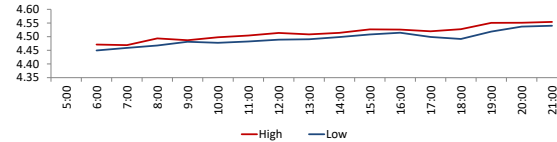
High 27960
Low 27210
Open 27565
Close 27370

SILVER USD / t Oz



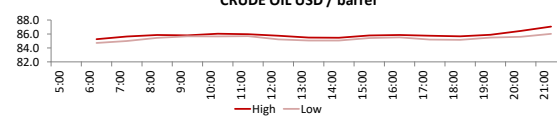
High 24.747
Low 24.127
Open 24.198
Close 24.538

COPPER USD per pound



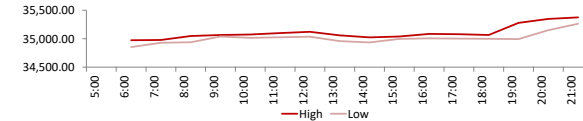
High 4.5835
Low 4.4495
Open 4.4498
Close 4.5318

CRUDE OIL USD / barrel



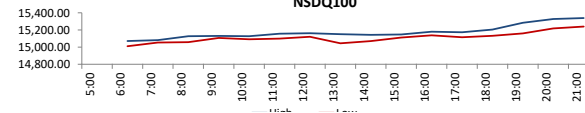
High 87.06
Low 84.18
Open 86.79
Close 82.69

DJ



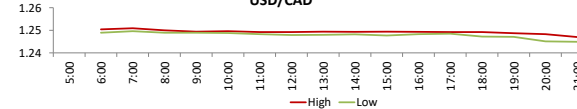
High 35375
Low 34406
Open 34943
Close 34535

NSDQ100

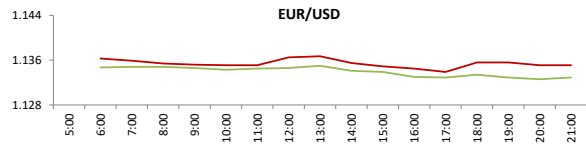


High 4593
Low 4437
Open 4525
Close 4456.75

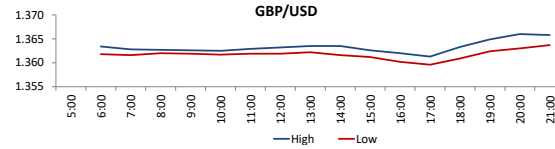
USD/CAD



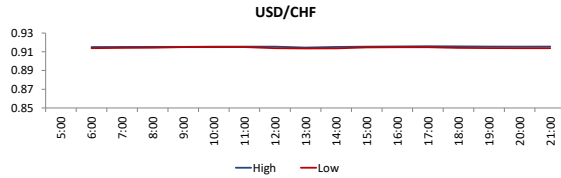
High 1.2512
Low 1.2449
Open 1.1343
Close 1.1312



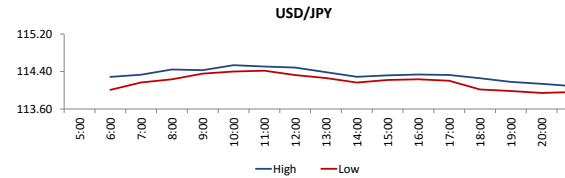
High 0.7273
 Low 0.7214
 Open 0.721
 Close 1.2505



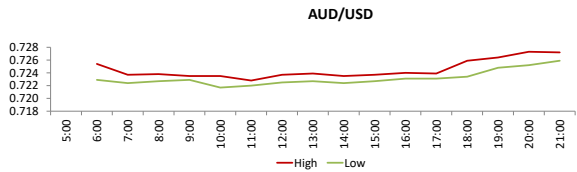
High 1.366
 Low 1.3584
 Open 1.3613
 Close 1.3599



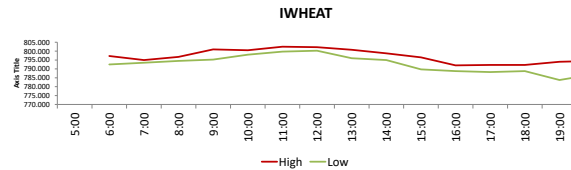
High 0.9178
 Low 0.9135
 Open 0.9158
 Close 0.9172



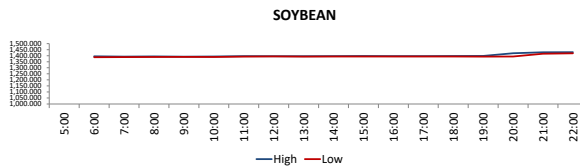
High 114.536
 Low 113.943
 Open 114.376
 Close 114.084



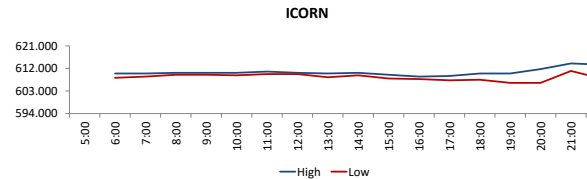
High 0.7273
 Low 0.7214
 Open 0.721
 Close 1.2505



High 726.5
 Low 712
 Open 725.25
 Close 725.25



High 1429.25
 Low 1387.5
 Open 1390
 Close 1423.25



High 614
 Low 606.25
 Open 612.5
 Close 609.5

DISCLAIMER: This report is for information purpose only and does not constitute an offer or solicitation to make an investment in Commodity Futures Contracts which carries risk. Any views, expressions or opinions expressed in this report are solely for providing information to readers. Figures appearing in the report are although taken from reliable sources as presented however, we are not taking any responsibility about its accuracy, completeness and any decision taken on the basis of such information.

For subscription and further information please contact us at:

UAN: +92-21-111-11-PMEX (7639) | Email: info@pmex.com.pk | Web: www.pmex.com.pk