

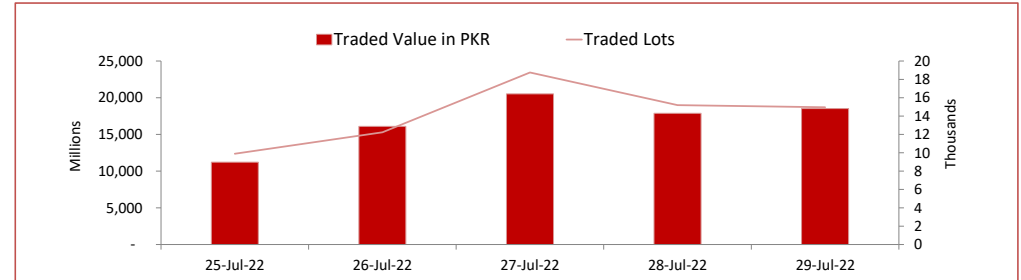
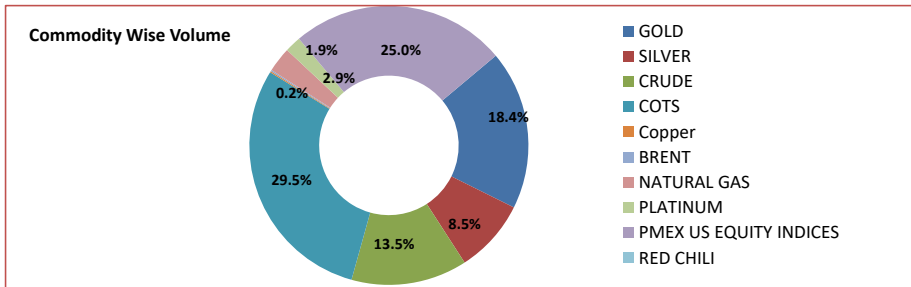
# PMEX Daily Statistical Report

Monday, August 1, 2022



## PMEX Market Overview

On Friday at PMEX the traded value of Metals, Energy, COTS/FX and indices was recorded at PKR 18.514 billion and the number of lots traded at 14,962. Major business was contributed by Currencies through COTS amounting to PKR 5.453 billion, followed by Gold (PKR 3.416 billion), NSDQ 100 (PKR 2.775 billion), Crude Oil (PKR 2.490 billion), DJ (PKR 1.710 billion), Silver (PKR 1.579 billion), Natural Gas (PKR 543.107 million), Platinum (PKR 346.483 million), SP 500 (PKR 151.356 million), Brent (PKR 28.692 million) and Copper (PKR 26.947 million).

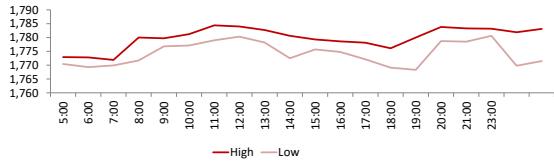


## PMEX Price Return Summary

Statistics	Gold	Silver	Crude Oil	Copper	DJ	SP500	NSDQ	EURUSD	GBPUSD	JPYUSD
Return Close/Open %	↑ 0.58%	↑ 1.82%	↑ 1.01%	↑ 2.83%	↑ 0.75%	↑ 0.41%	↑ 0.41%	↑ 0.04%	↓ 0.28%	-0.01%
Difference in Open and Close (\$)	10.2	0.363	0.98	0.10	244	52.50	52.50	10.0000	0.0029	-0.0001
Range Day (Max- Min)/Open %	0.01	0.03	0.06	0.04	0.01	0.02	0.01	0.00	0.02	1.79
Difference in Maximum and Minimum (\$)	16.1	0.52	5.47	0.13	448	296.50	74.25	0.01	0.02	2.18
Average Return (1 Hour) %	0.16	0.43	0.72	0.56	0.21	0.34	0.27	0.16	0.14	0.12
Volatility (1 Hour) %	0.10	0.22	0.38	0.33	0.10	0.17	0.11	0.04	0.06	0.03
Return to Volatility Ratio (1 Hour)	1.673	1.968	1.899	1.717	2.190	1.964	2.480	3.518	2.540	4.815
Intraday Volatility %	0.44	0.99	1.74	1.49	0.45	0.79	0.50	0.21	0.26	0.12

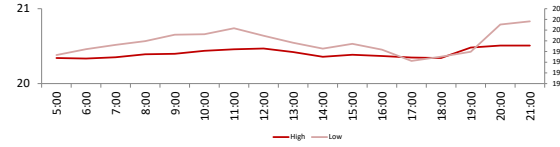
**PMEX Hourly Price Movements**

**GOLD USD / t Oz**



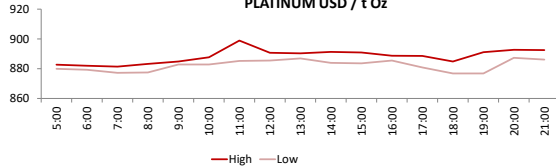
High 1784.4  
Low 1768.3  
Open 1773  
Close 1783.2

**SILVER USD / t Oz**



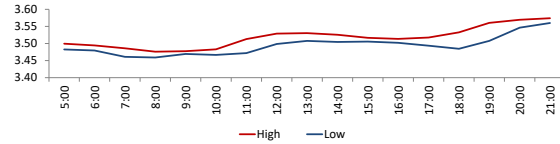
High 20.332  
Low 19.812  
Open 19.978  
Close 20.341

**PLATINUM USD / t Oz**



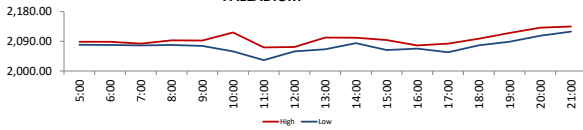
High 898.9  
Low 876.8  
Open 880.5  
Close 891.4

**COPPER USD per pound**



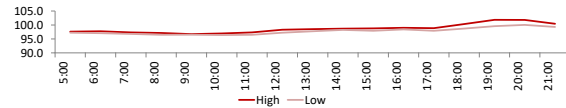
High 3.591  
Low 3.459  
Open 3.4935  
Close 3.5923

**PALLADIUM**



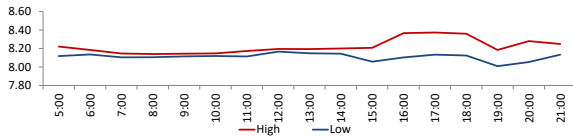
2245.5  
2254.5  
2241.5  
2164

**CRUDE OIL USD / barrel**



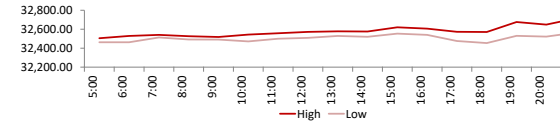
High 101.85  
Low 96.38  
Open 97.3  
Close 98.28

**NATURAL GAS USD/mmbtu**



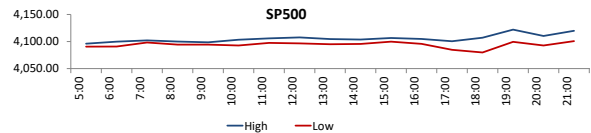
High 8.373  
Low 8.009  
Open 8.166  
Close 8.296

**DJ**



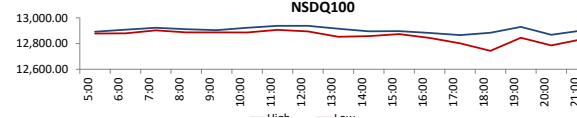
High 32876  
Low 32428  
Open 32567  
Close 32811

**SP500**



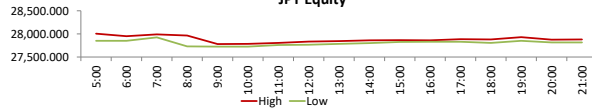
High 4141.75  
Low 4067.5  
Open 12923.25  
Close 12975.75

**NSDQ100**



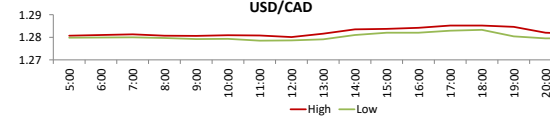
High 4141.75  
Low 4067.5  
Open 12923.25  
Close 12975.75

**JPY Equity**

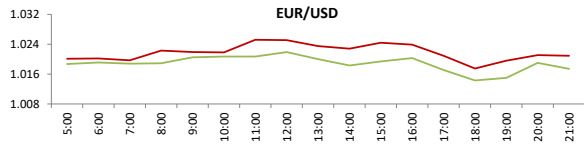


2259  
2261.5  
2263.5  
2253

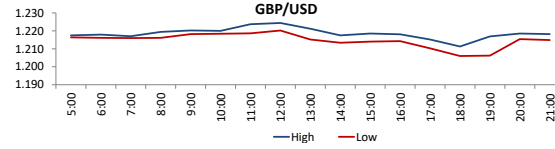
**USD/CAD**



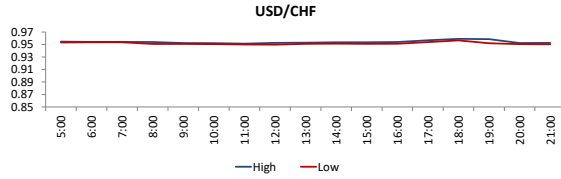
High 1.2852  
Low 1.2785  
Open 1.27970  
Close 1.27980



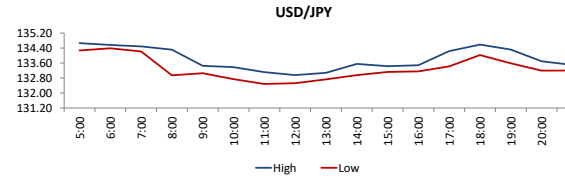
High 0.7029  
 Low 0.6907  
 Open 134.248  
 Close 0.6992



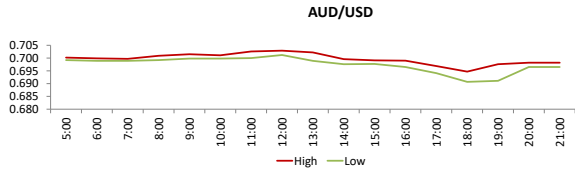
High 1.2244  
 Low 1.2106  
 Open 1.0197  
 Close 1.0226



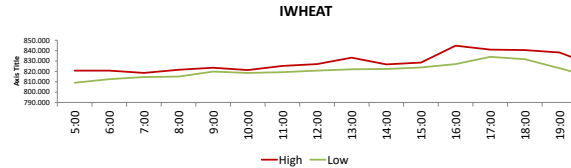
High 0.9591  
 Low 0.9498  
 Open 1.2806  
 Close 1.2796



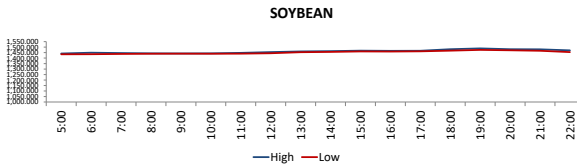
High 134.665  
 Low 132.483  
 Open 1.2177  
 Close 1.2176



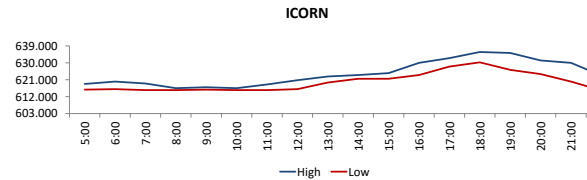
High 0.7029  
 Low 0.6907  
 Open 134.248  
 Close 0.6992



High 726.5  
 Low 712  
 Open 725.25  
 Close 725.25



High 1488.25  
 Low 1434.75  
 Open 620  
 Close 618



High 635.75  
 Low 615.25  
 Open 96.28  
 Close 96.57

**DISCLAIMER:** This report is for information purpose only and does not constitute an offer or solicitation to make an investment in Commodity Futures Contracts which carries risk. Any views, expressions or opinions expressed in this report are solely for providing information to readers. Figures appearing in the report are although taken from reliable sources as presented however, we are not taking any responsibility about its accuracy, completeness and any decision taken on the basis of such information.

For subscription and further information please contact us at:

UAN: +92-21-111-11-PMEX (7639) | Email: info@pmex.com.pk | Web: www.pmex.com.pk