

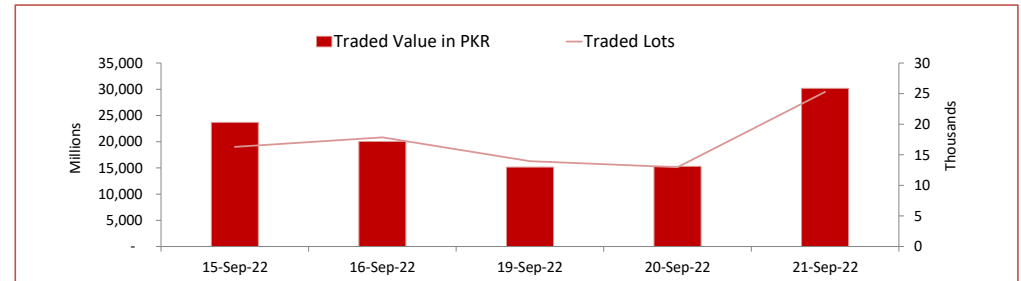
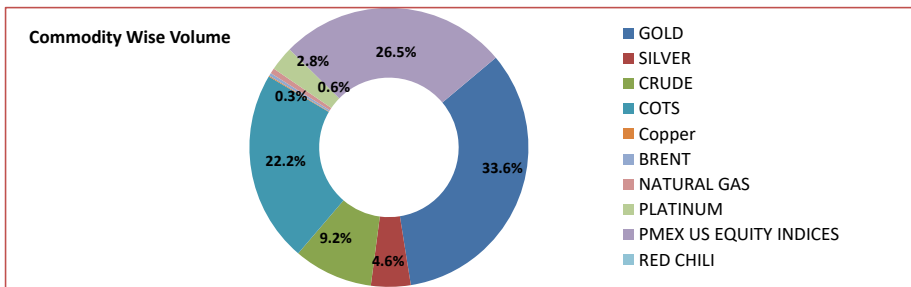
# PMEX Daily Statistical Report

Thursday, September 22, 2022



## PMEX Market Overview

On Wednesday at PMEX the traded value of Metals, Energy, COTS/FX and indices was recorded at PKR 30.169 billion and the number of lots traded at 25,282. Major business was contributed by Gold amounting to PKR 10.137 billion, followed by Currencies through COTS (PKR 6.700 billion), NSDQ100 (PKR 4.964 billion), Crude (PKR 2.773 billion), DJ (PKR 2.716 billion), Silver (PKR 1.384 billion), Platinum (PKR 855.364 million), SP500 (PKR 276.624 million), Natural Gas (PKR 188.089 million), Brent (PKR 102.526 million), Japan Equity (PKR 39.123 million) and Copper (PKR 33.302 million). In Agricultural Commodities, one lot of Cotton amounting to PKR 1.157 million was traded.

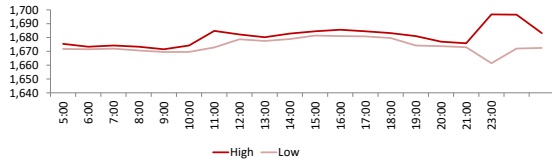


## PMEX Price Return Summary

Statistics	Gold	Silver	Crude Oil	Copper	DJ	SP500	NSDQ	EURUSD	GBPUSD	JPYUSD
Return Close/Open %	↑ 0.57%	↑ 1.74%	↓ -1.51%	↓ -1.72%	↓ -1.97%	↓ -2.38%	↓ -2.38%	↓ -1.39%	↓ -1.32%	↓ -0.98%
Difference in Open and Close (\$)	9.5	0.335	-1.27	-0.06	-607	-284.25	-284.25	-380.0000	-0.0132	-0.0111
Range Day (Max- Min)/Open %	0.02	0.04	0.05	0.03	0.03	0.04	0.01	0.00	0.02	1.22
Difference in Maximum and Minimum (\$)	35.3	0.72	4.18	0.11	908	486.75	132.25	0.02	0.02	1.37
Average Return (1 Hour) %	0.16	0.43	0.72	0.56	0.21	0.34	0.27	0.16	0.14	0.12
Volatility (1 Hour) %	0.10	0.22	0.38	0.33	0.10	0.17	0.11	0.04	0.06	0.03
Return to Volatility Ratio (1 Hour)	1.673	1.968	1.899	1.717	2.190	1.964	2.480	3.518	2.540	4.815
Intraday Volatility %	0.44	0.99	1.74	1.49	0.45	0.79	0.50	0.21	0.26	0.12

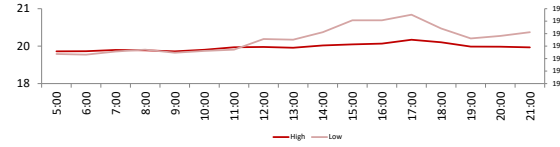
**PMEX Hourly Price Movements**

**GOLD USD / t Oz**



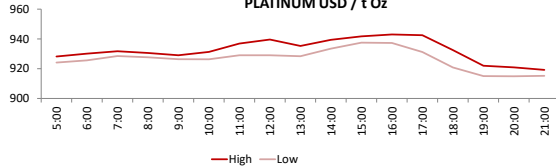
High 1696.7  
Low 1661.4  
Open 1673.2  
Close 1682.7

**SILVER USD / t Oz**



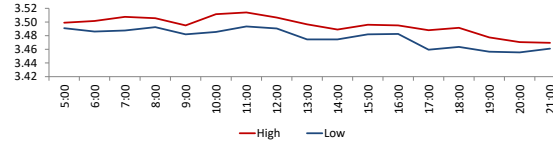
High 19.942  
Low 19.222  
Open 19.268  
Close 19.603

**PLATINUM USD / t Oz**



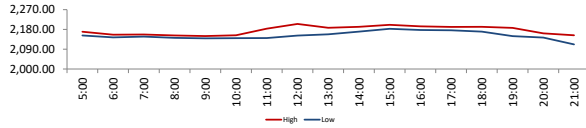
High 943  
Low 907.6  
Open 923.5  
Close 912.4

**COPPER USD per pound**



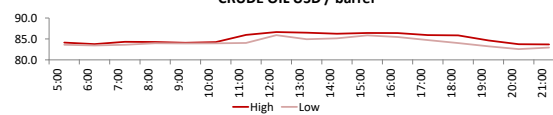
High 3.514  
Low 3.4015  
Open 3.498  
Close 3.4378

**PALLADIUM**



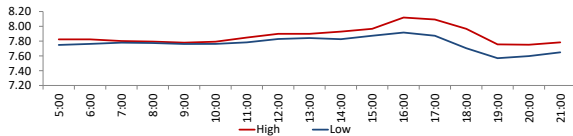
2245.5  
2254.5  
2241.5  
2164

**CRUDE OIL USD / barrel**



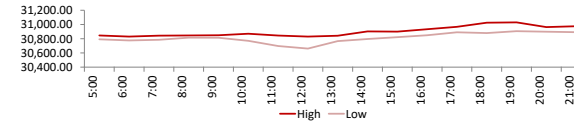
High 86.65  
Low 82.47  
Open 84.27  
Close 83

**NATURAL GAS USD/mmbtu**



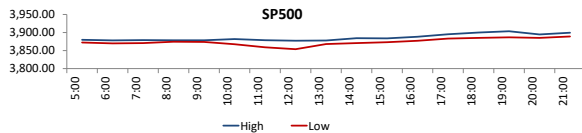
High 8.119  
Low 7.569  
Open 7.748  
Close 7.741

**DJ**



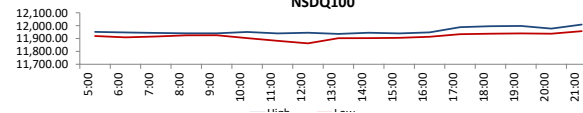
High 31106  
Low 30198  
Open 30841  
Close 30234

**SP500**



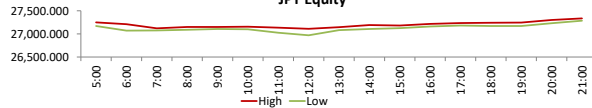
High 3923.25  
Low 3791  
Open 11949.25  
Close 11665

**NSDQ100**



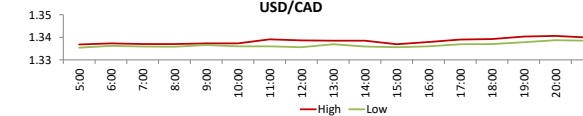
High 3923.25  
Low 3791  
Open 11949.25  
Close 11665

**JPY Equity**

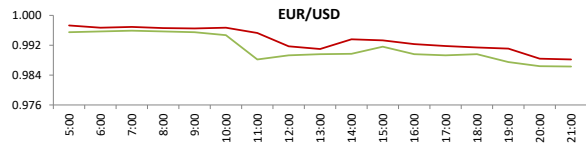


2259  
2261.5  
2263.5  
2253

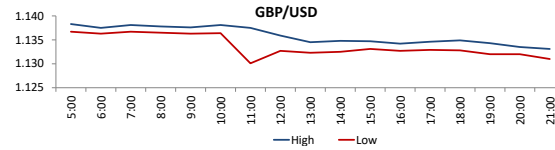
**USD/CAD**



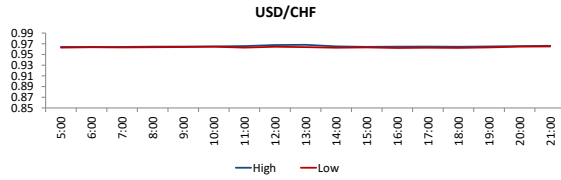
High 1.3465  
Low 1.3351  
Open 27250  
Close 26870



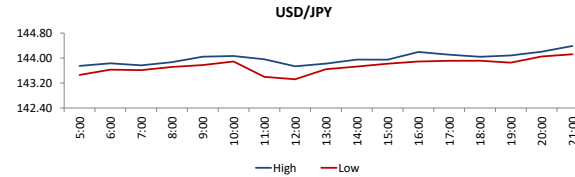
High 0.6702  
 Low 0.6618  
 Open 143.714  
 Close 0.6633



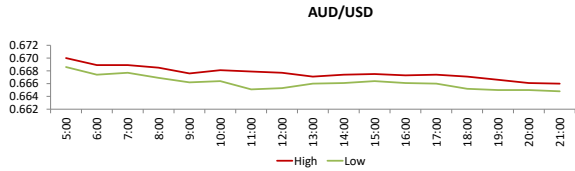
High 1.1386  
 Low 1.1233  
 Open 0.997  
 Close 0.9838



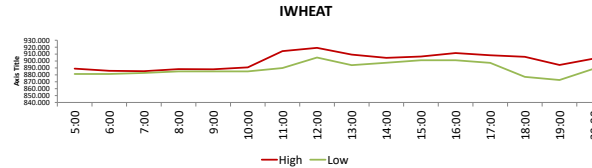
High 0.9697  
 Low 0.9616  
 Open 1.3369  
 Close 1.3467



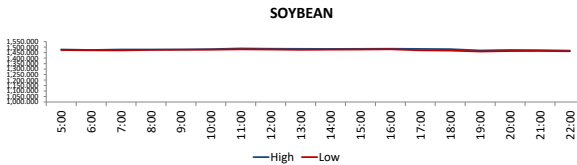
High 144.694  
 Low 143.321  
 Open 1.1381  
 Close 1.127



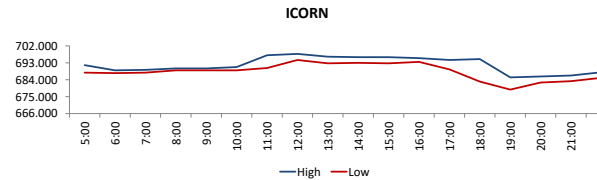
High 0.6702  
 Low 0.6618  
 Open 143.714  
 Close 0.6633



High 726.5  
 Low 712  
 Open 725.25  
 Close 725.25



High 1488  
 Low 1460  
 Open 691.5  
 Close 687.5



High 697.75  
 Low 678.75  
 Open 93.75  
 Close 97.32

**DISCLAIMER:** This report is for information purpose only and does not constitute an offer or solicitation to make an investment in Commodity Futures Contracts which carries risk. Any views, expressions or opinions expressed in this report are solely for providing information to readers. Figures appearing in the report are although taken from reliable sources as presented however, we are not taking any responsibility about its accuracy, completeness and any decision taken on the basis of such information.

For subscription and further information please contact us at:

UAN: +92-21-111-11-PMEX (7639) | Email: info@pmex.com.pk | Web: www.pmex.com.pk